VFNATR(=PEP)_8_2_0_0_0, 0_None, 0_None,
m/z:1205.49(3+), RT:23.74, hcd-score:88.05

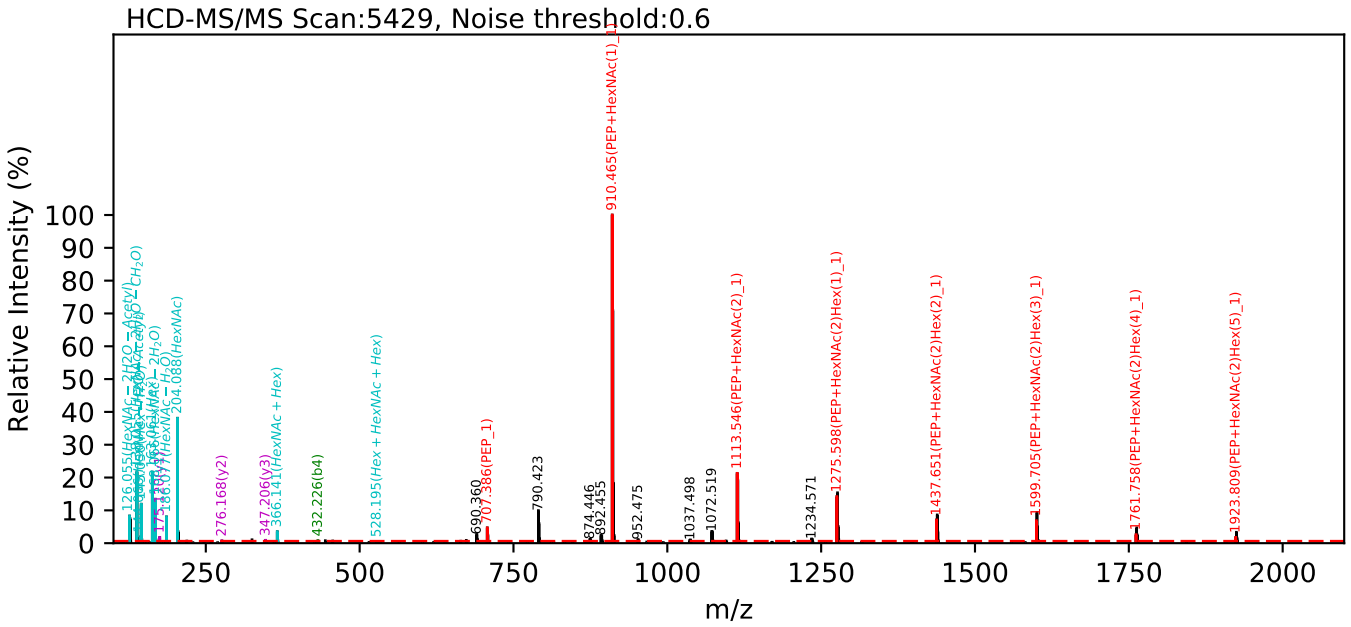

VFNATR(=PEP)_8_2_0_0_0, 0_None, 0_None,
m/z:1205.49(3+), RT:23.74, hcd-score:88.05

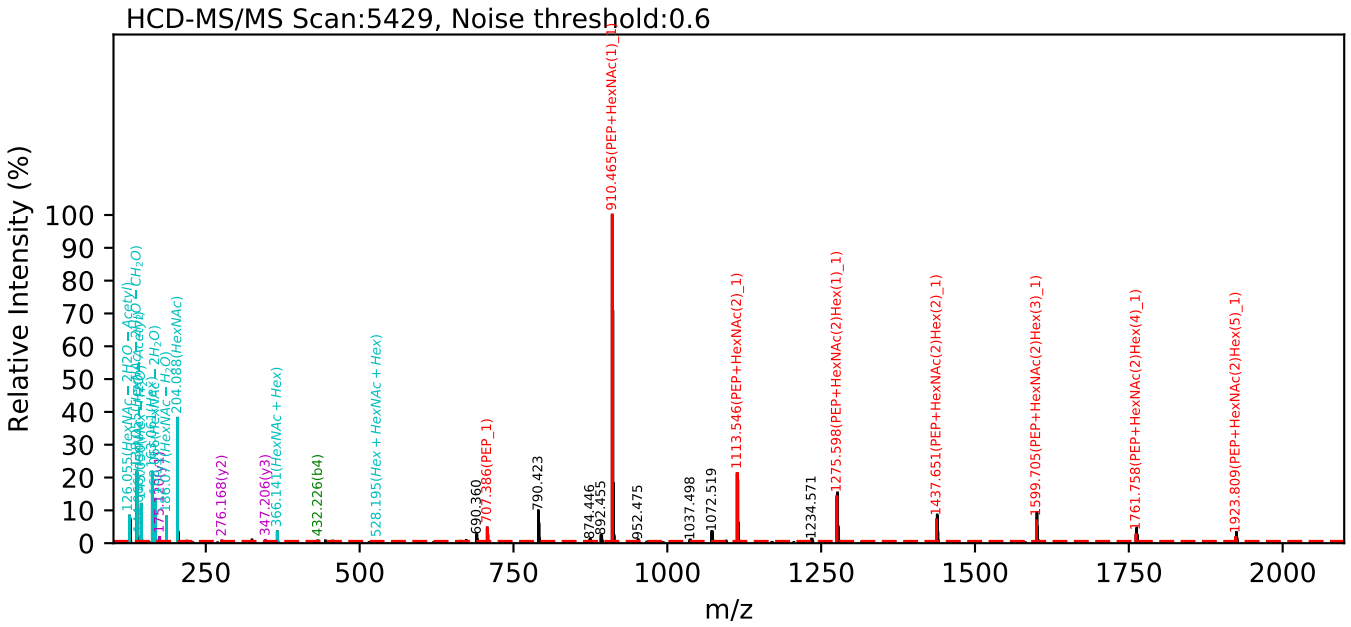

VFNATR(=PEP)_5_2_0_0_0, 0_None, 0_None,
m/z:962.41(3+), RT:23.92, hcd-score:94.59

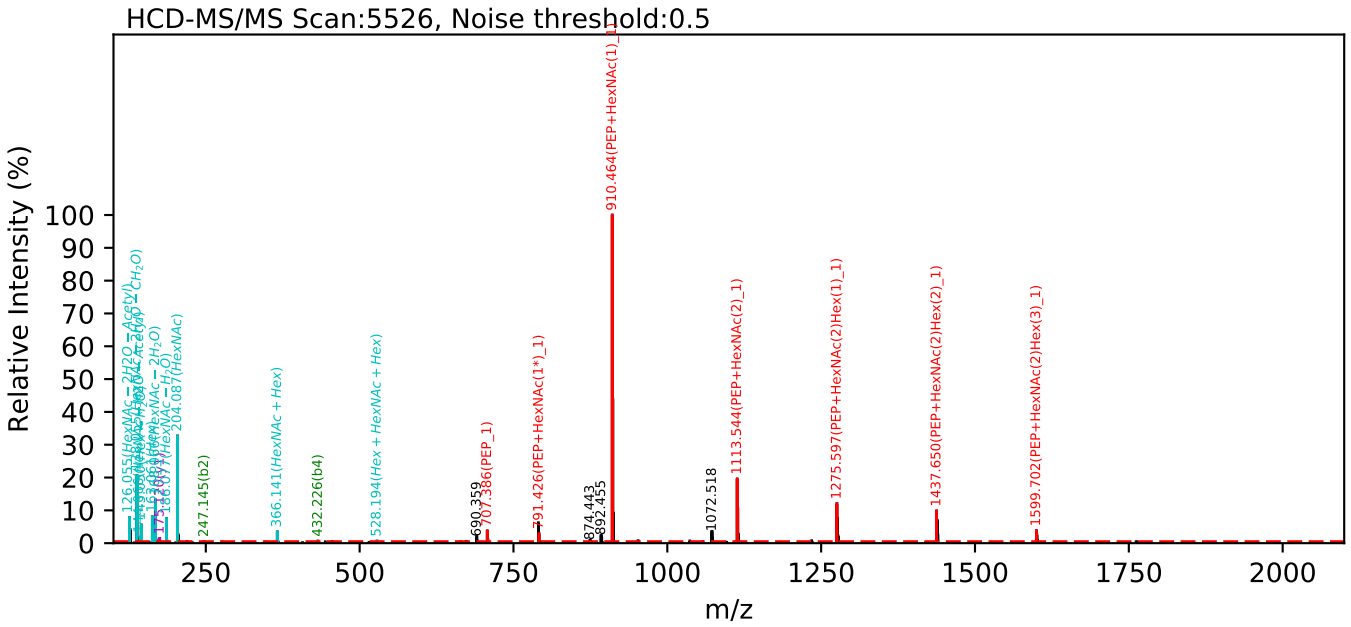

VFNATR(=PEP)_5_2_0_0_0, 0_None, 0_None,
m/z:962.41(3+), RT:23.92, hcd-score:94.59

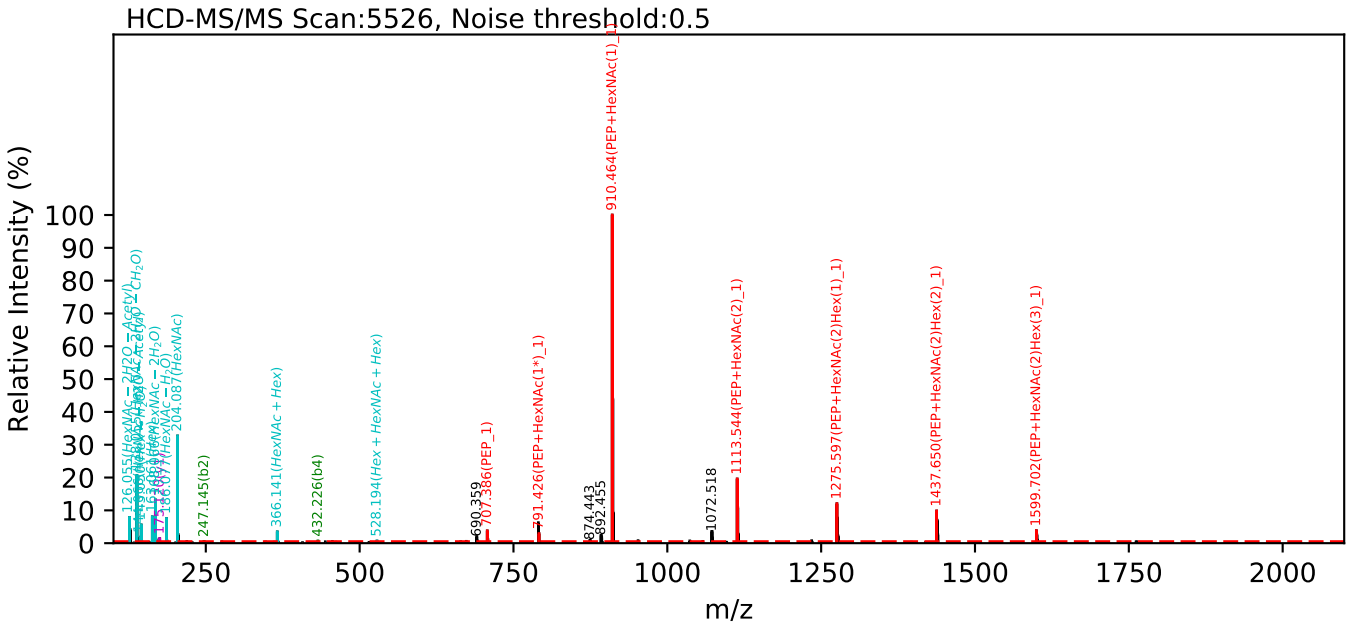

VFNATR(=PEP)_4_2_0_0_0, 0_None, 0_None,
m/z:881.38(3+), RT:24.19, hcd-score:89.78

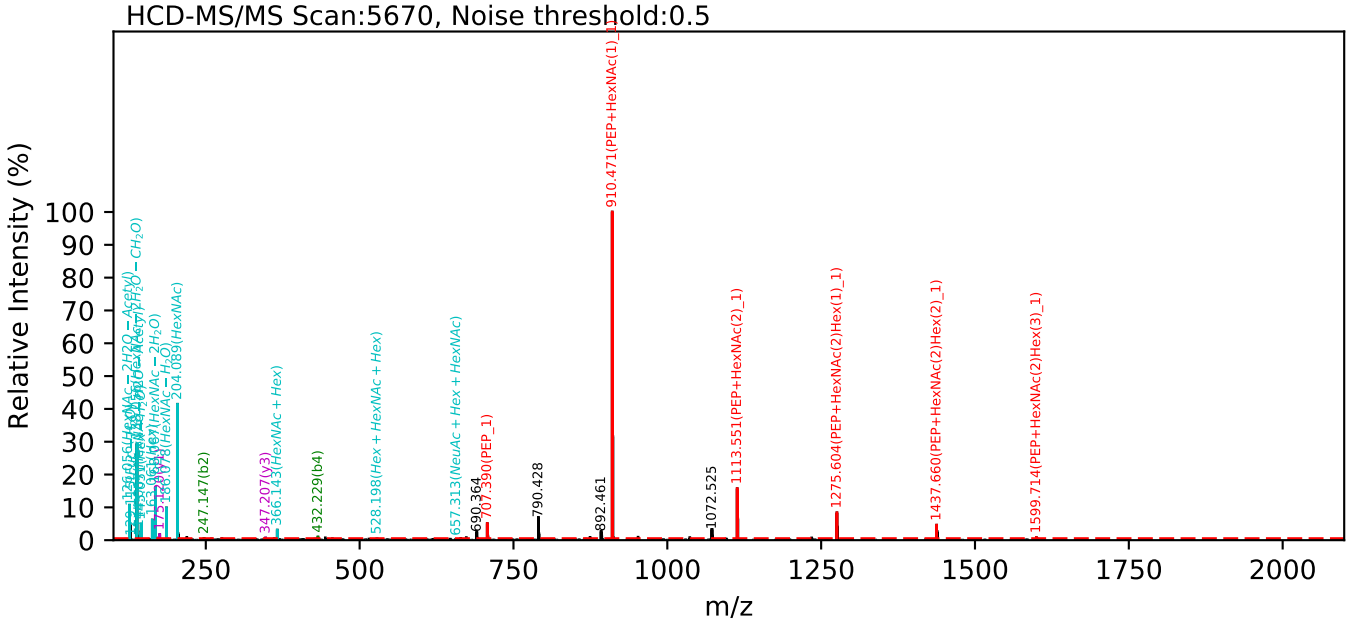

VFNATR(=PEP)_4_2_0_0_0, 0_None, 0_None,
m/z:881.38(3+), RT:24.19, hcd-score:89.78

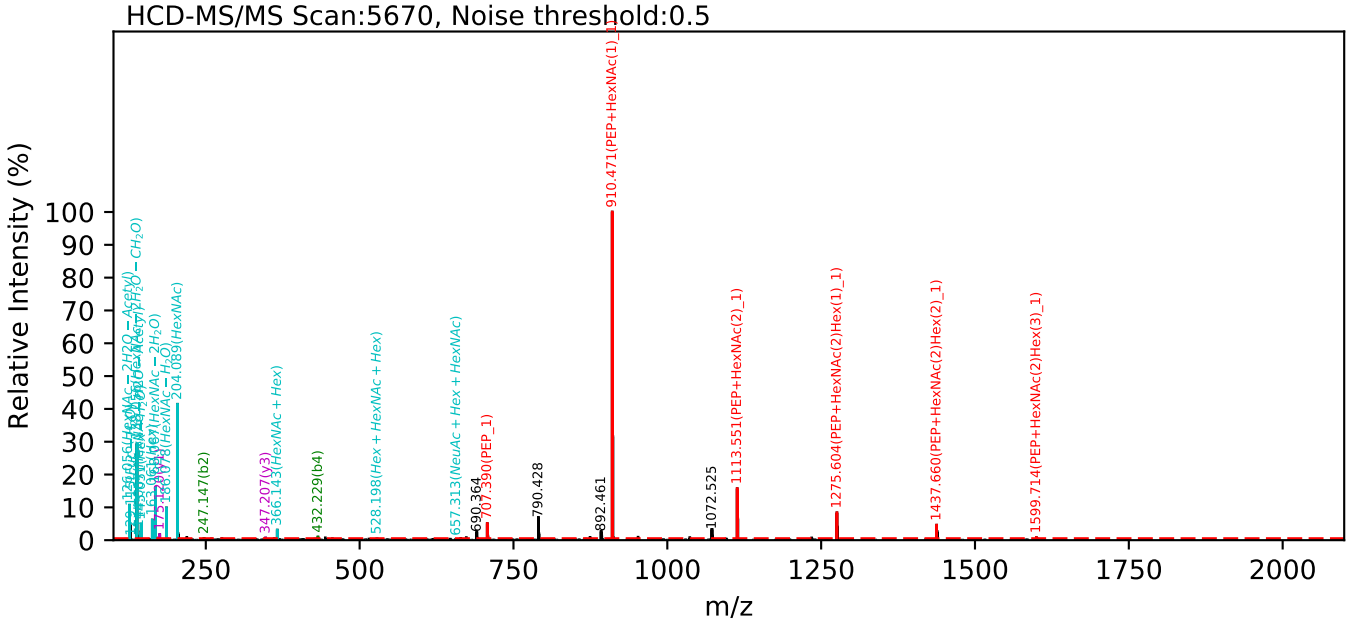

FPNITNLCPFGE(=PEP)_4_3_2_0_0, 0_None, 0_None,
m/z:1479.61(3+), RT:59.79, hcd-score:67.49

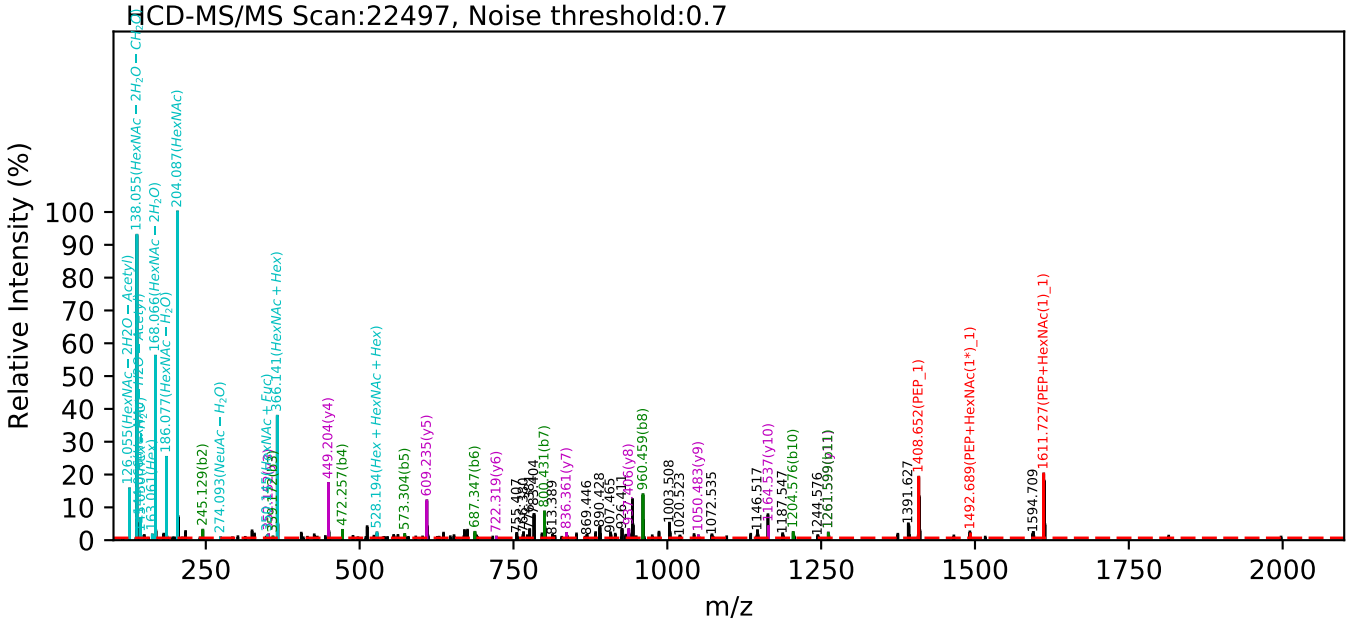

FPNITNLCPFGE(=PEP)_4_3_2_0_0, 0_None, 0_None,
m/z:1479.61(3+), RT:59.79, hcd-score:67.49

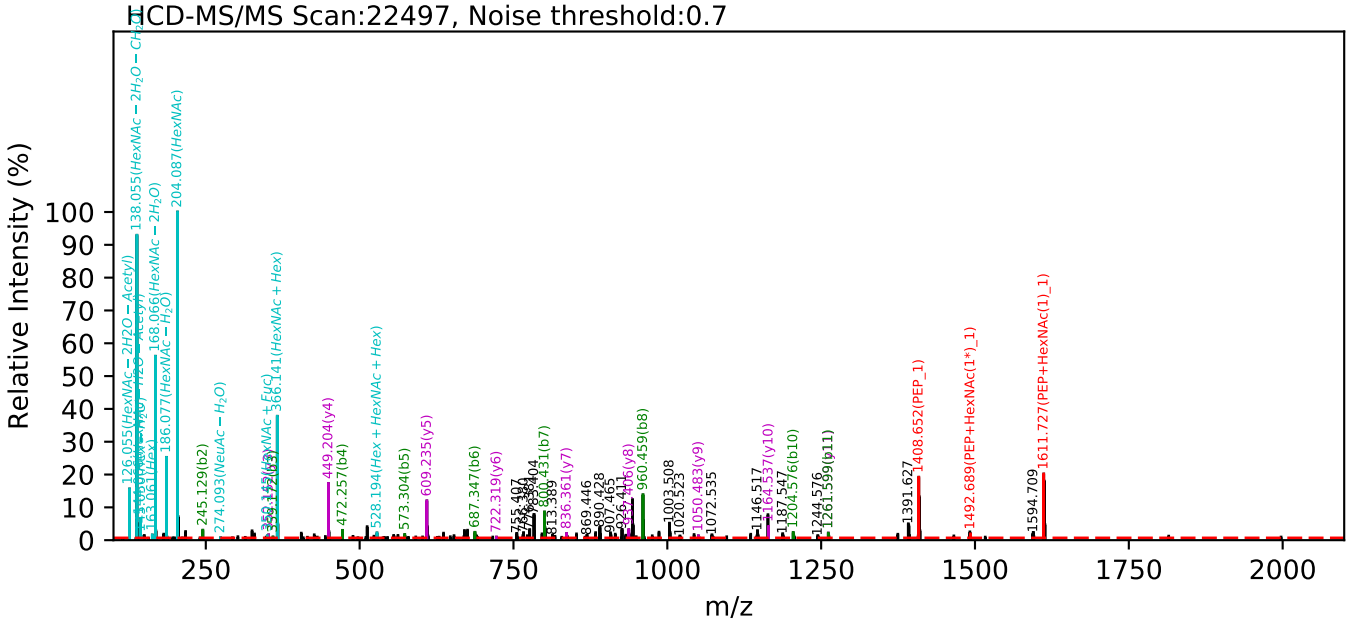

FPNITNLCPFGE(=PEP)_5_4_2_0_0, 0_None, 0_None,
m/z:1108.46(4+), RT:60.05, hcd-score:78.82

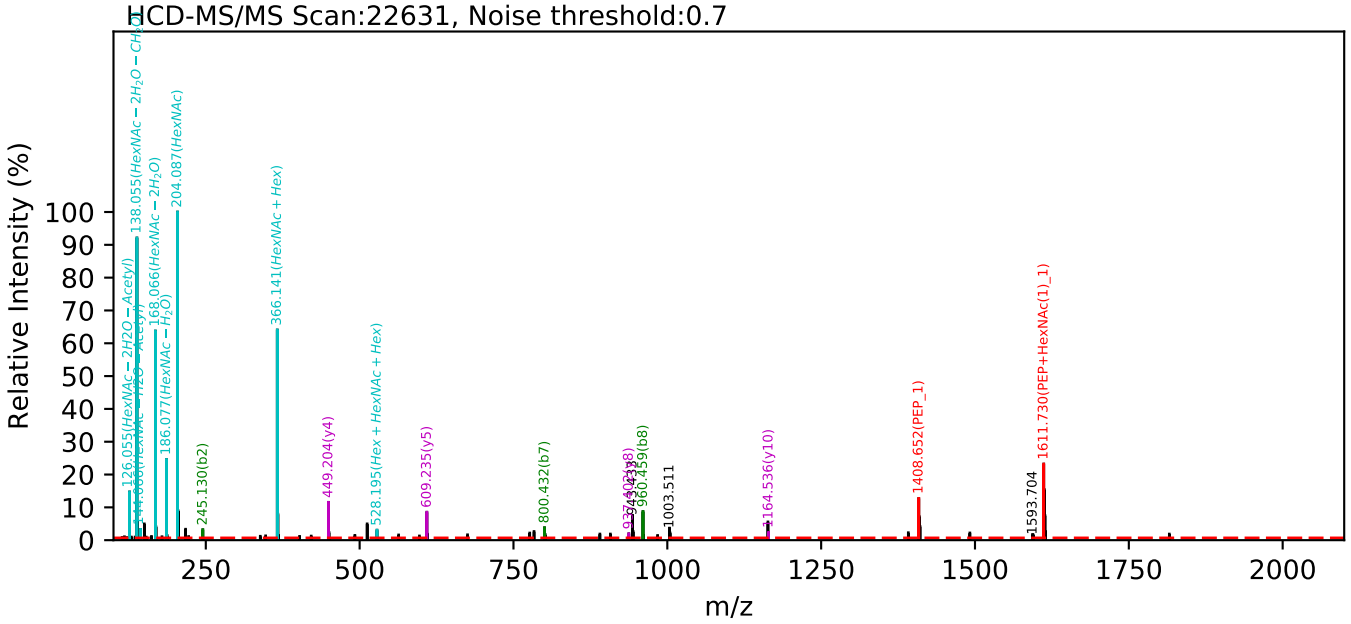

FPNITNLCPFGE(=PEP)_5_4_2_0_0, 0_None, 0_None,
m/z:1108.46(4+), RT:60.05, hcd-score:78.82

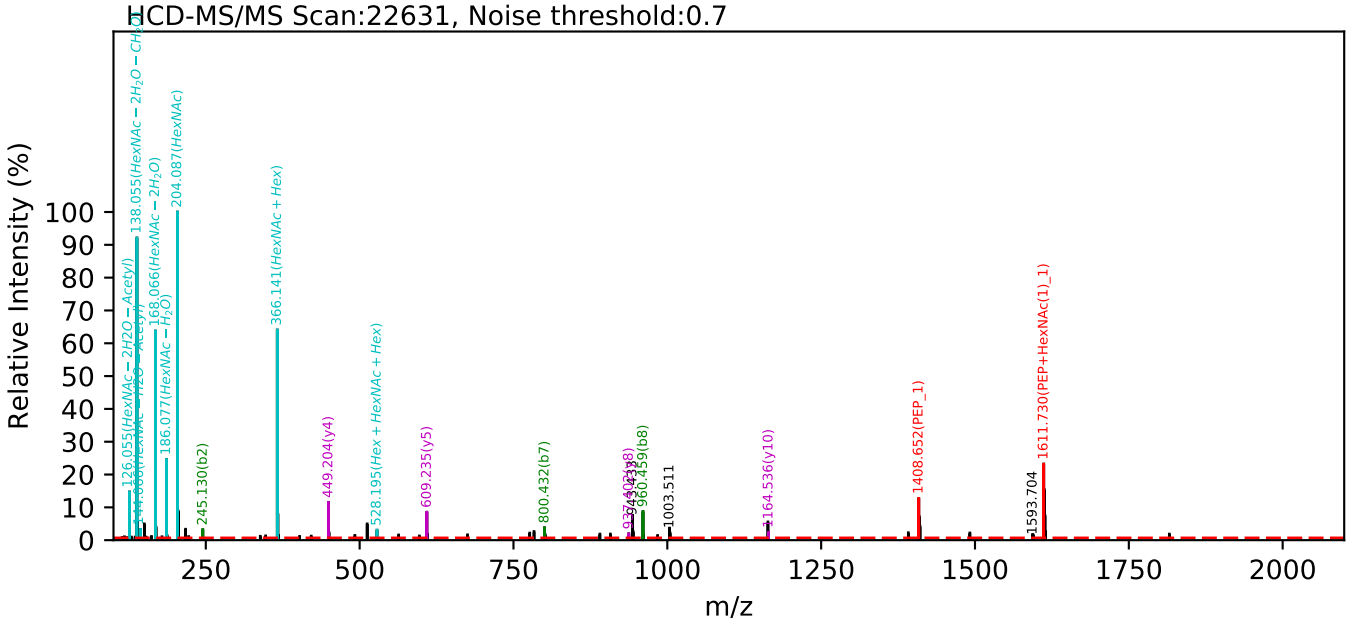

FPNITNLCPFGE(=PEP)_4_5_1_1_0, 0_None, 0_None,
m/z:1170.48(3+), RT:66.44, hcd-score:77.72

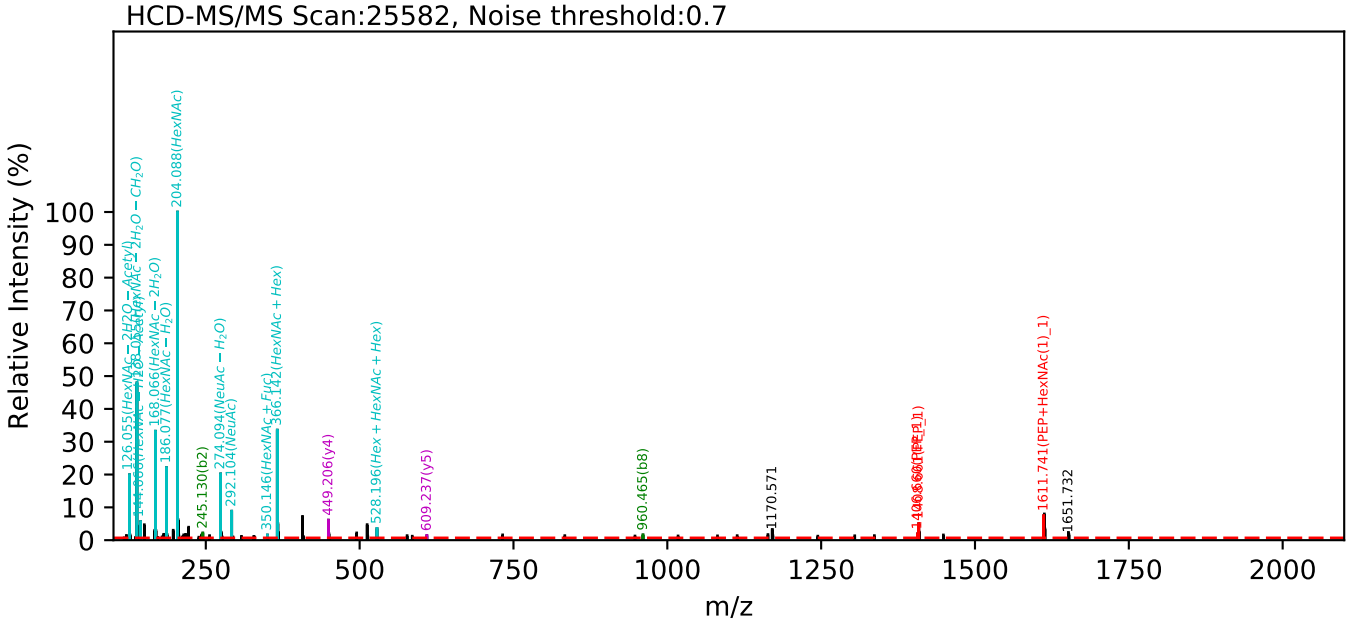

FPNITNLCPFGE(=PEP)_4_5_1_1_0, 0_None, 0_None,
m/z:1170.48(3+), RT:66.44, hcd-score:77.72

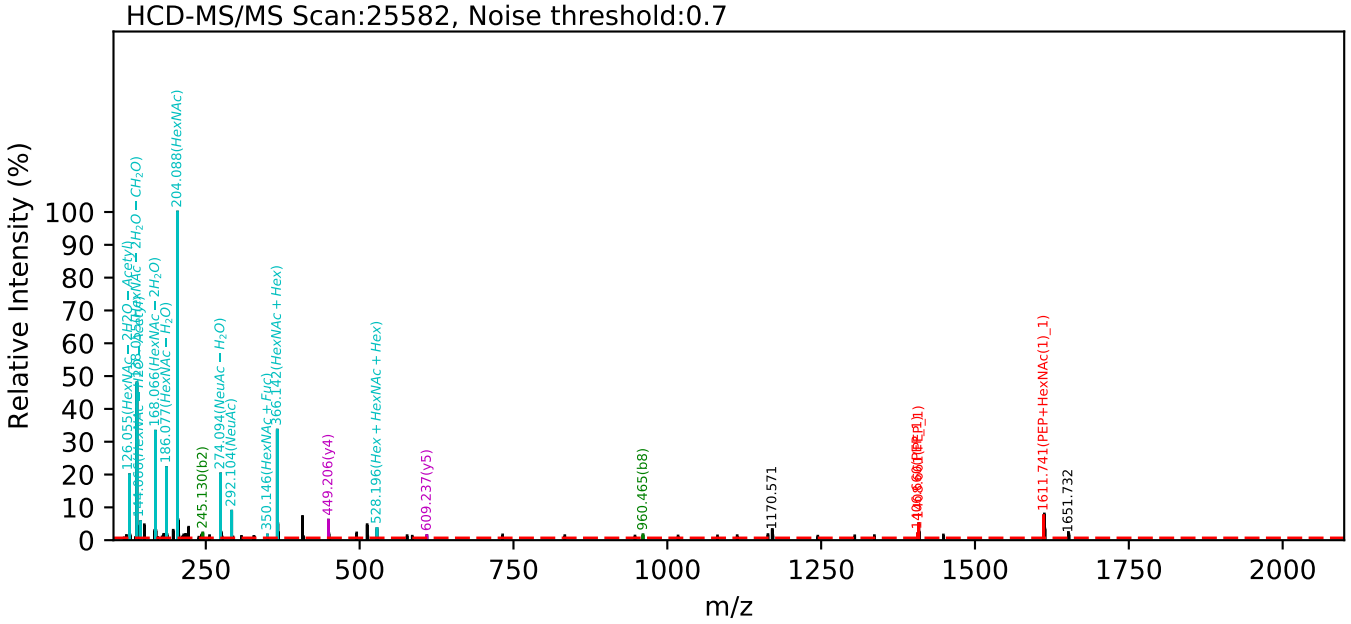

FPNITNLCPFGE(=PEP)_7_6_3_1_0, 0_None, 0_None,
m/z:1497.60(4+), RT:66.54, hcd-score:93.51

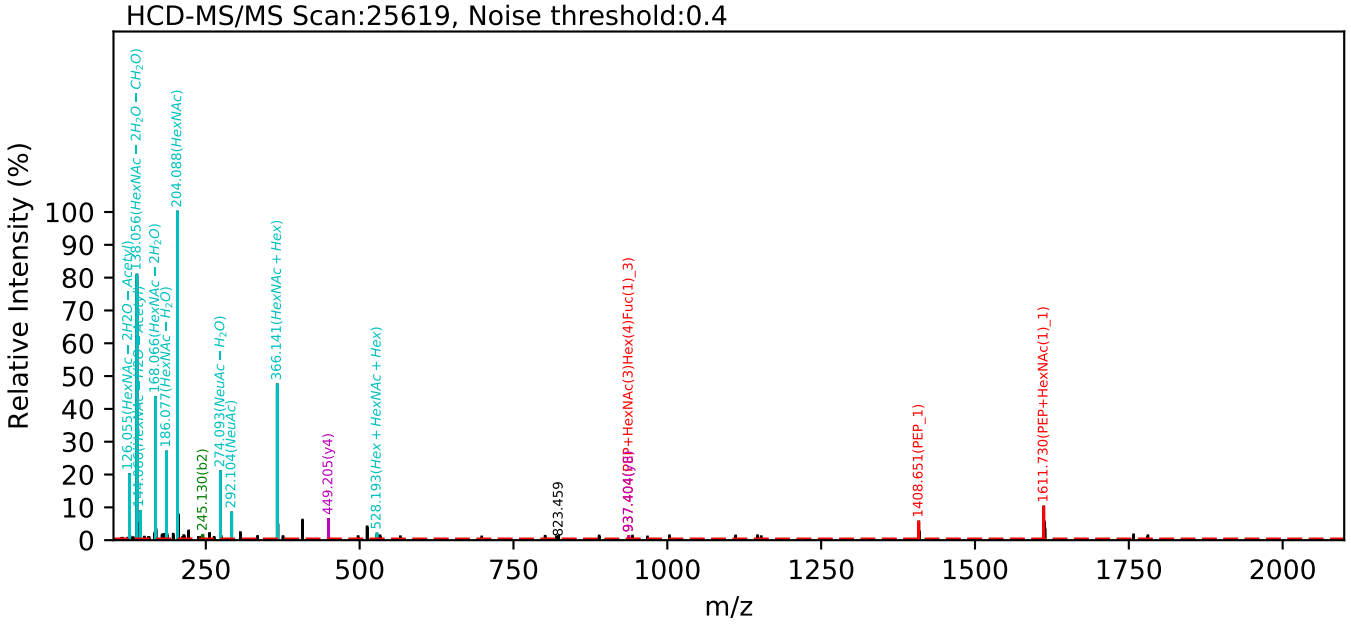

FPNITNLCPFGE(=PEP)_7_6_3_1_0, 0_None, 0_None,
m/z:1497.60(4+), RT:66.54, hcd-score:93.51

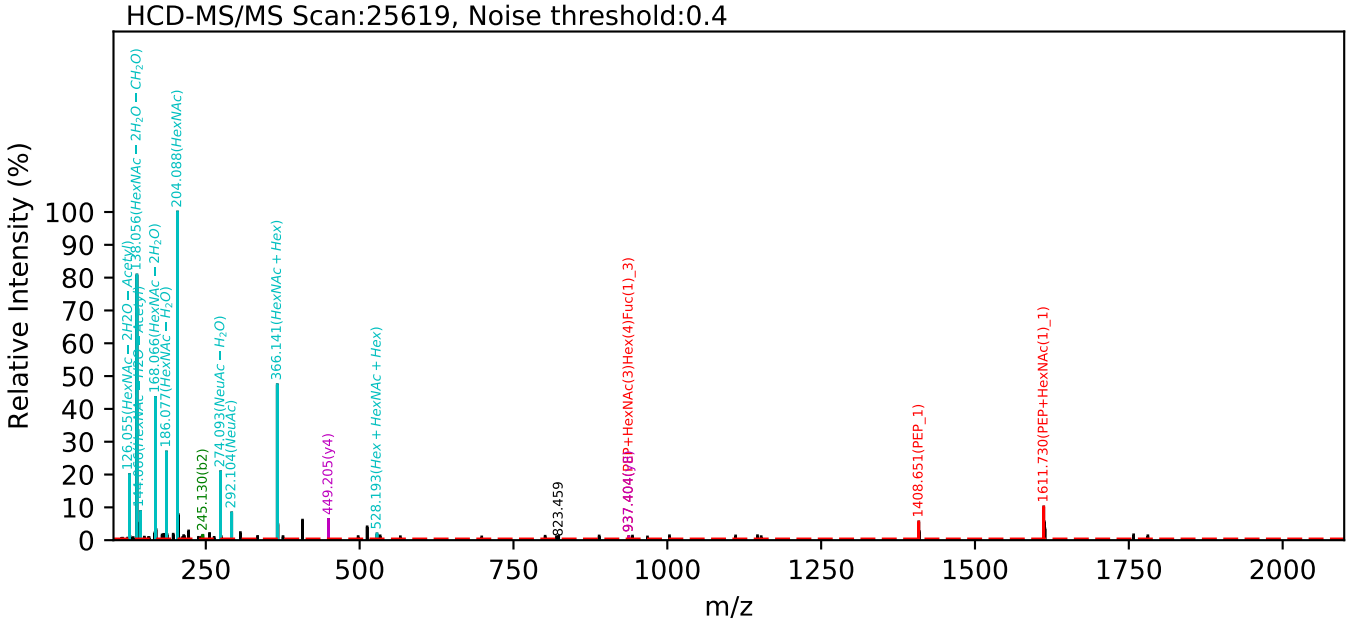

FPNITNLCPFGE(=PEP)_4_5_1_1_0, 0_None, 0_None,
m/z:1170.48(4+), RT:66.74, hcd-score:88.55

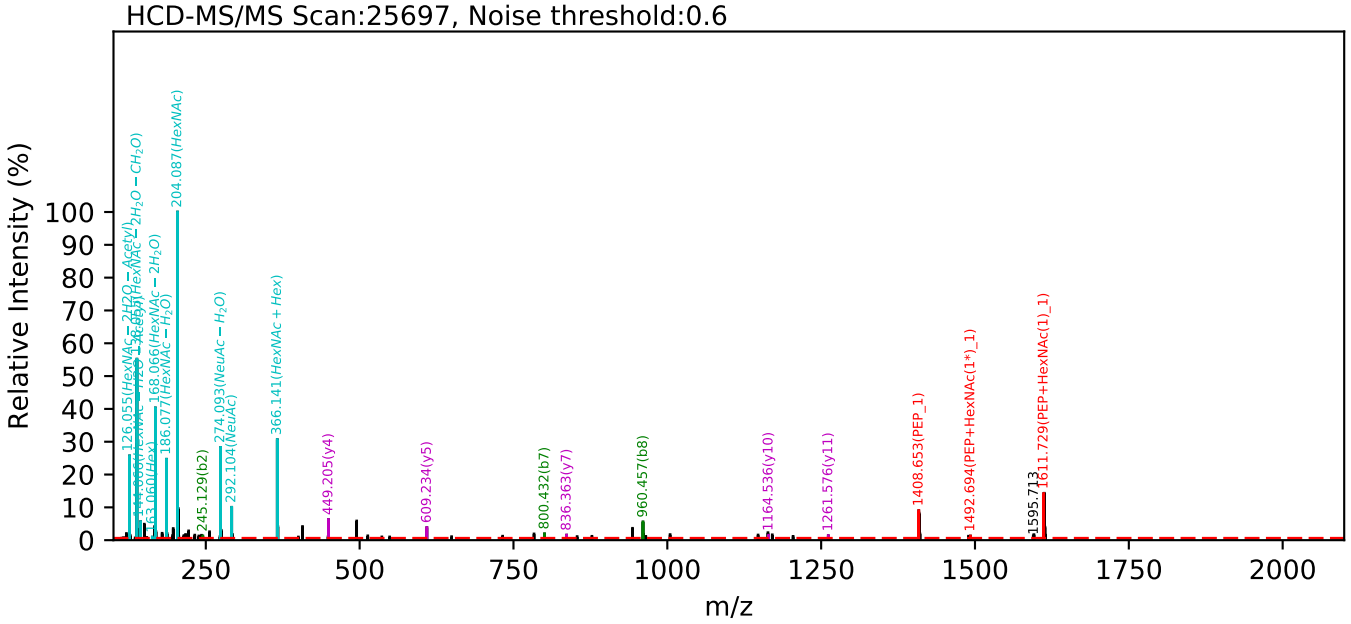

FPNITNLCPFGE(=PEP)_4_5_1_1_0, 0_None, 0_None,
m/z:1170.48(4+), RT:66.74, hcd-score:88.55

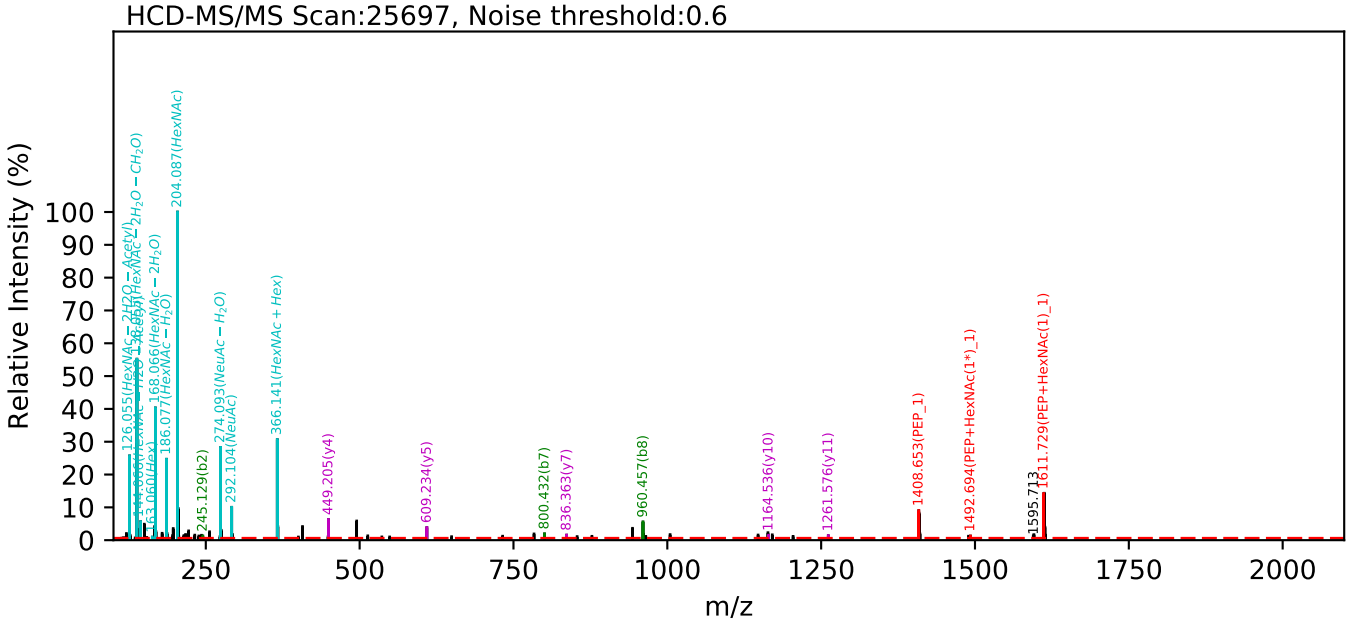

FPNITNLCPFGE(=PEP)_7_6_3_1_0, 0_None, 0_None,
m/z:1497.60(4+), RT:67.05, hcd-score:68.23

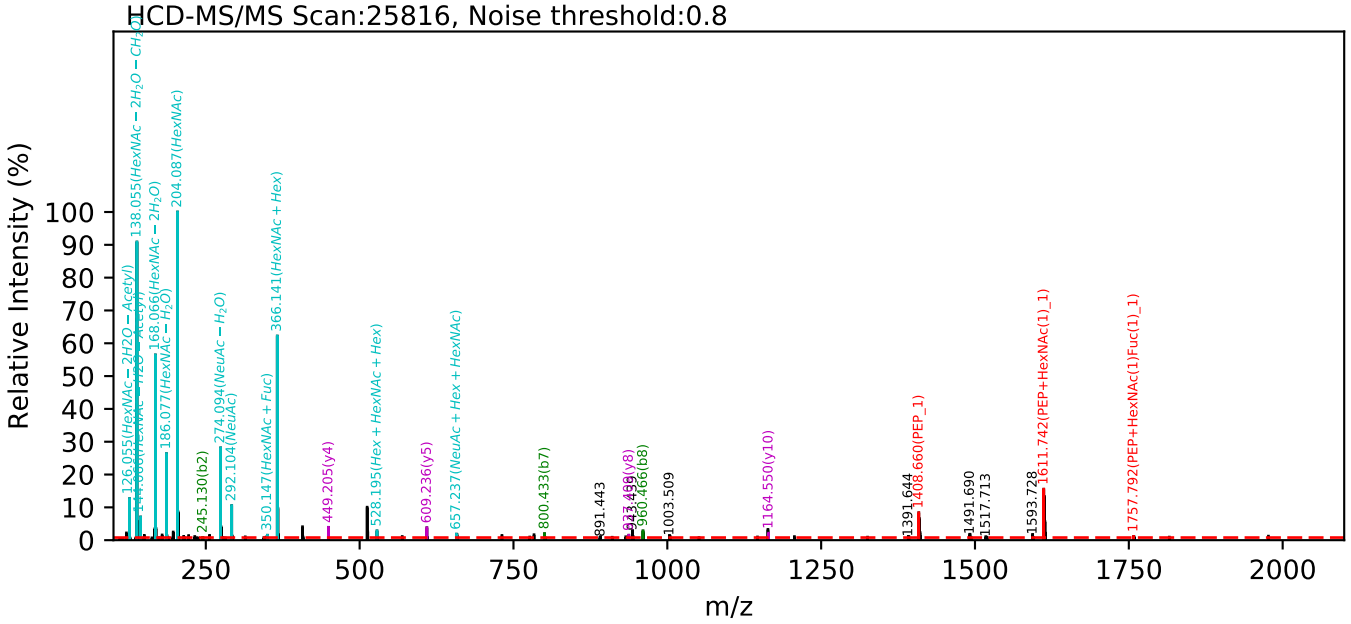

FPNITNLCPFGE(=PEP)_7_6_3_1_0, 0_None, 0_None,
m/z:1497.60(4+), RT:67.05, hcd-score:68.23

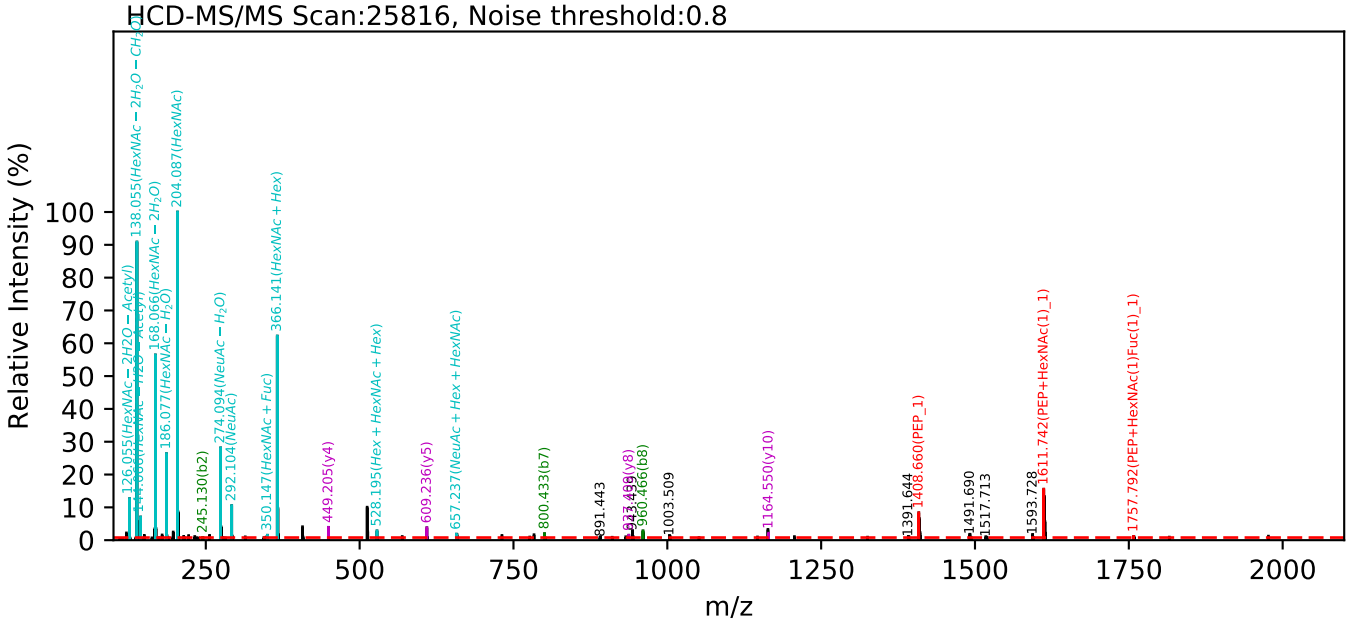

FPNITNLCPFGE(=PEP)_7_6_3_1_0, 0_None, 0_None,
m/z:1497.60(4+), RT:67.62, hcd-score:80.54

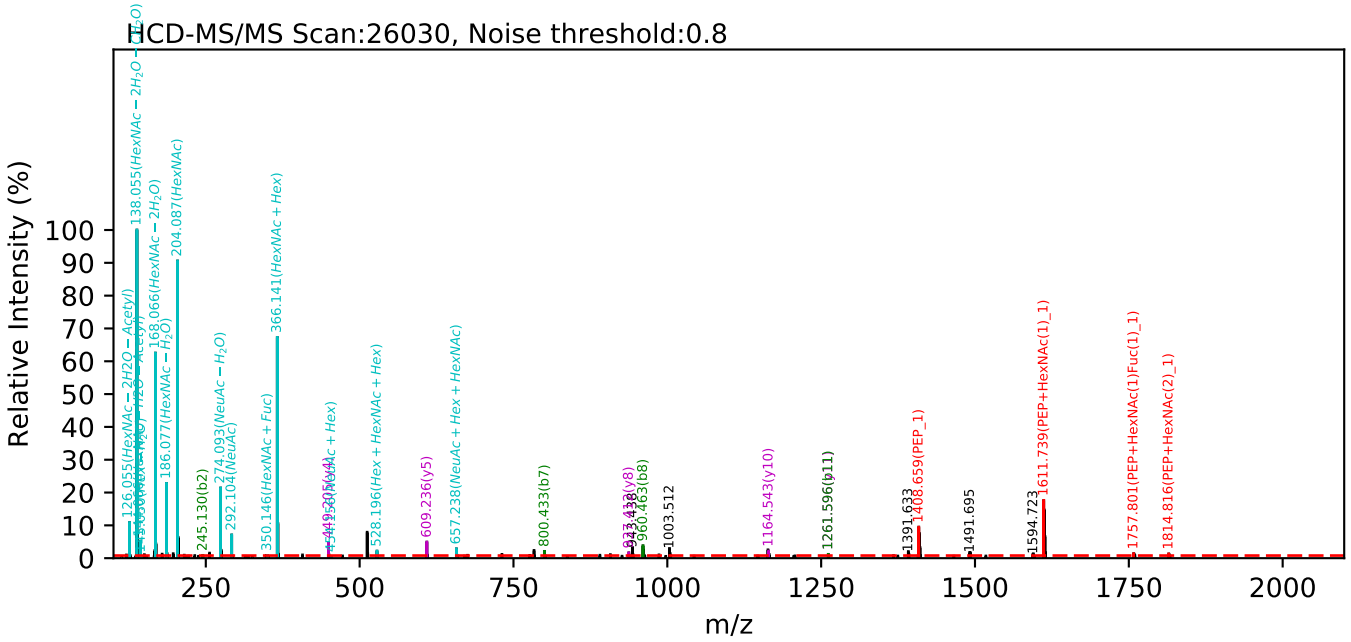

FPNITNLCPFGE(=PEP)_7_6_3_1_0, 0_None, 0_None,
m/z:1497.60(4+), RT:67.62, hcd-score:80.54

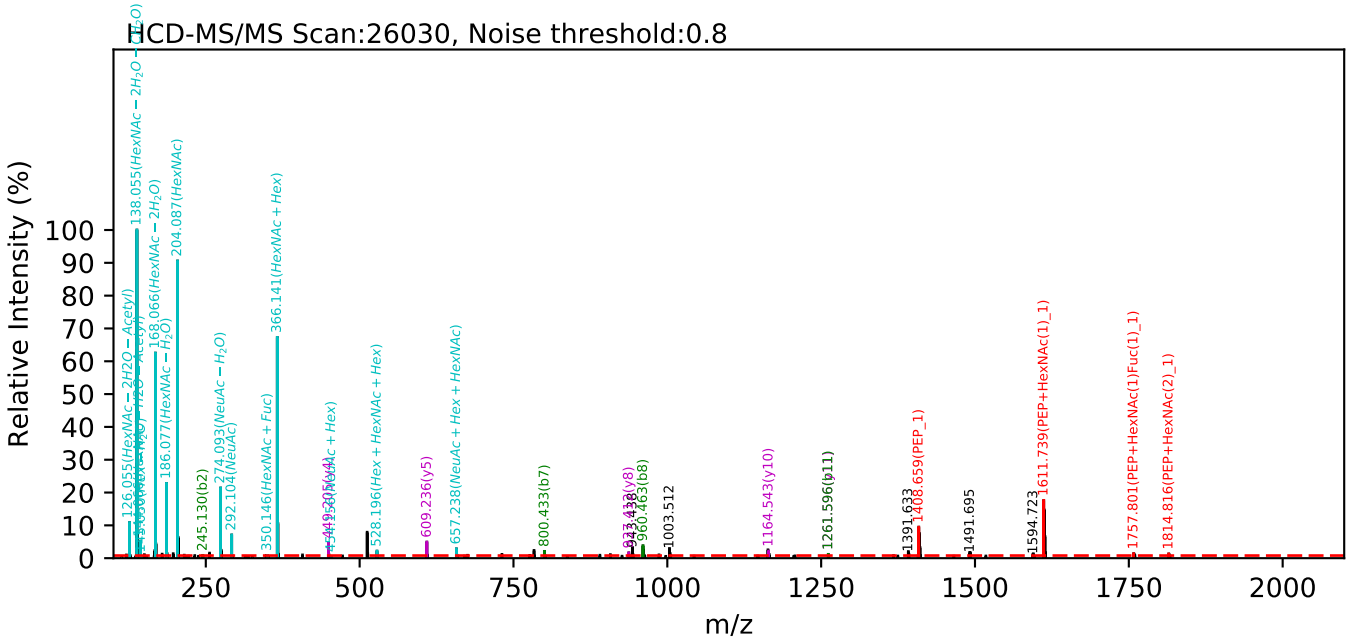

FPNITNLCPFGE(=PEP)_5_6_1_1_1_0, 0_None, 0_None,
m/z:1292.19(2+), RT:68.02, hcd-score:76.39

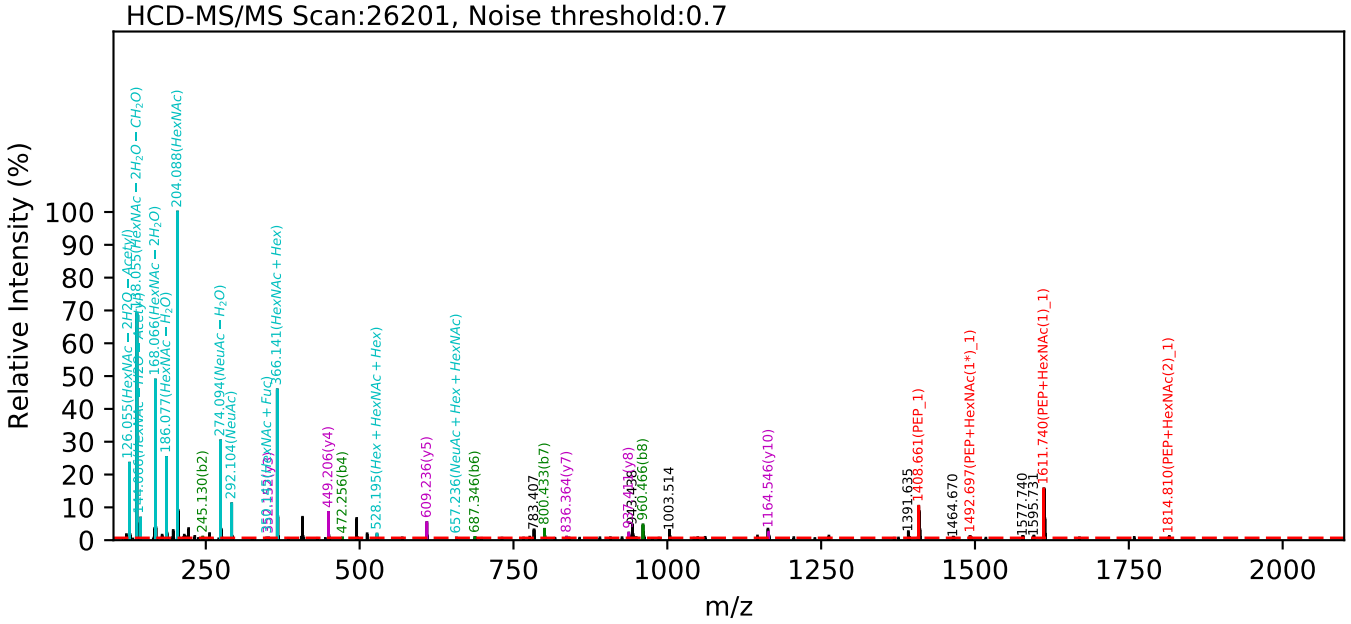

FPNITNLCPFGE(=PEP)_5_6_1_1_1_0, 0_None, 0_None,
m/z:1292.19(2+), RT:68.02, hcd-score:76.39

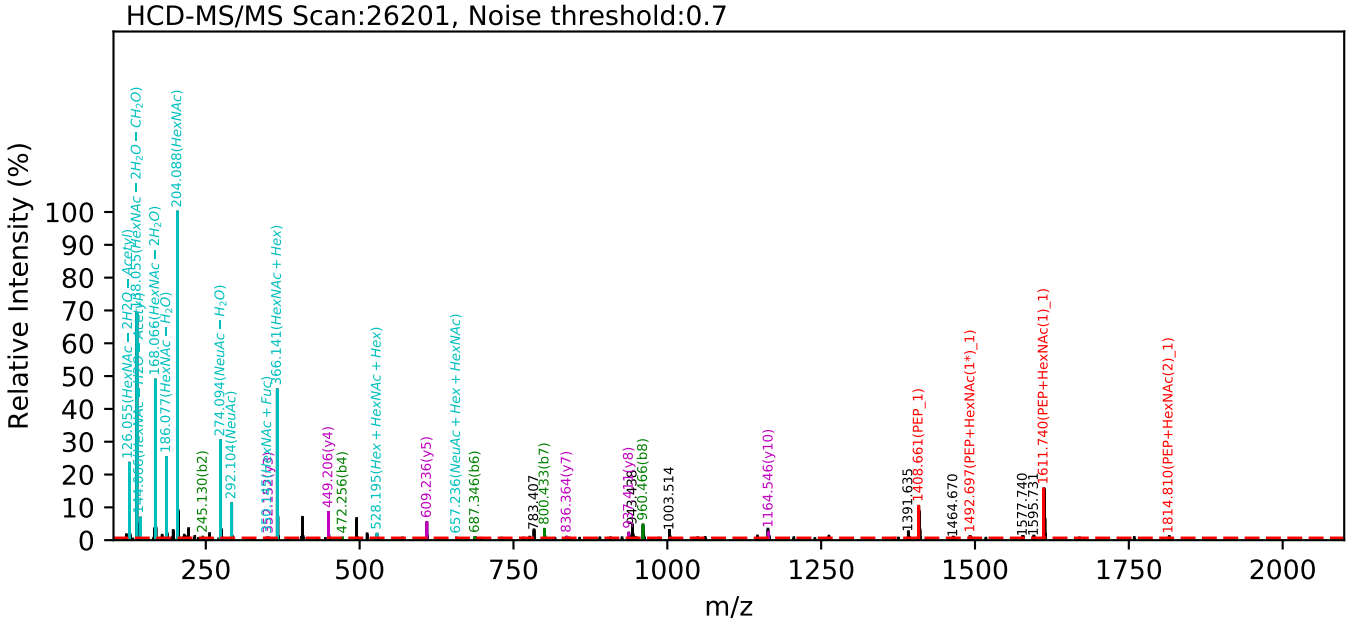

FPNITNLCPFGE(=PEP)_6_6_2_1_0, 0_None, 0_None,
m/z:1046.42(3+), RT:68.17, hcd-score:84.24

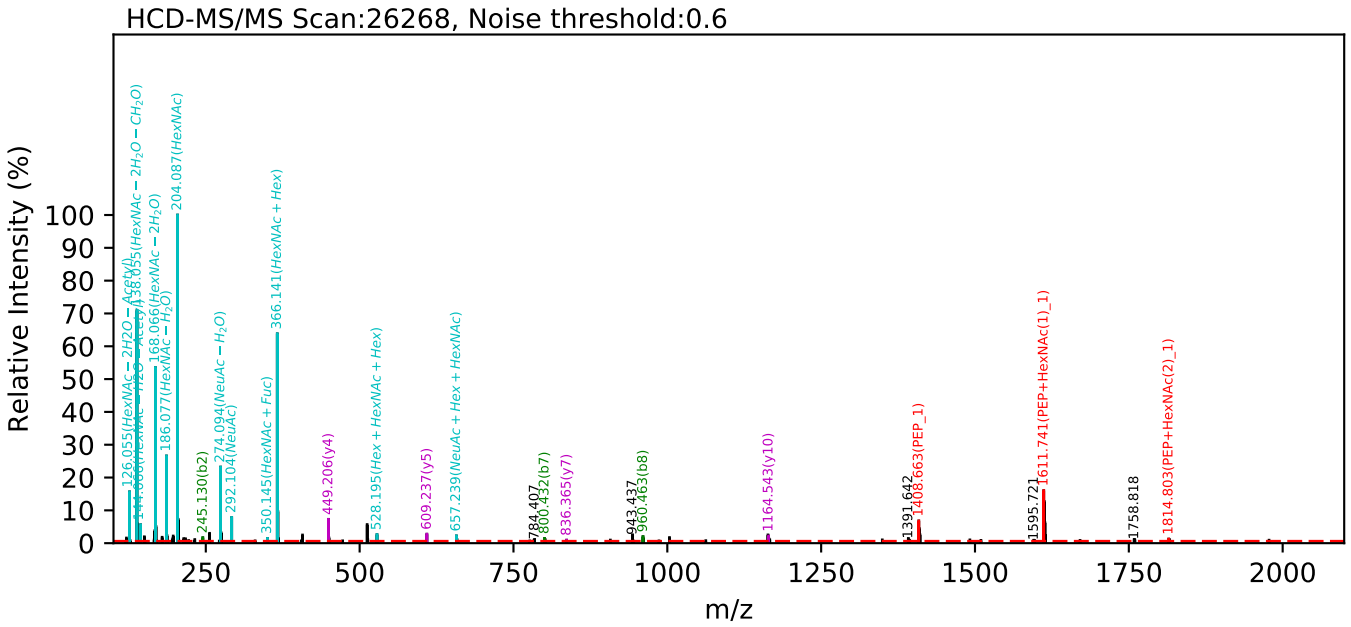

FPNITNLCPFGE(=PEP)_6_6_2_1_0, 0_None, 0_None,
m/z:1046.42(3+), RT:68.17, hcd-score:84.24

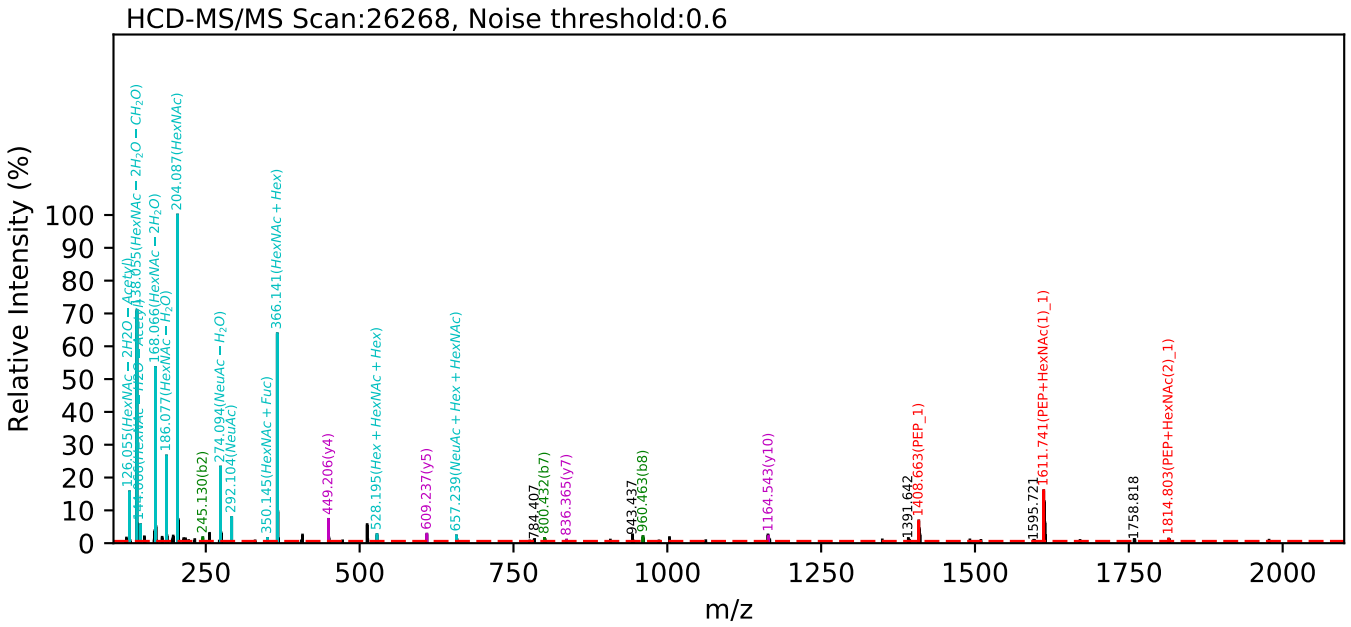

FPNITNLCPFGE(=PEP)_4_3_1_1_1_0, 0_None, 0_None,
m/z:1552.13(3+), RT:69.67, hcd-score:65.51

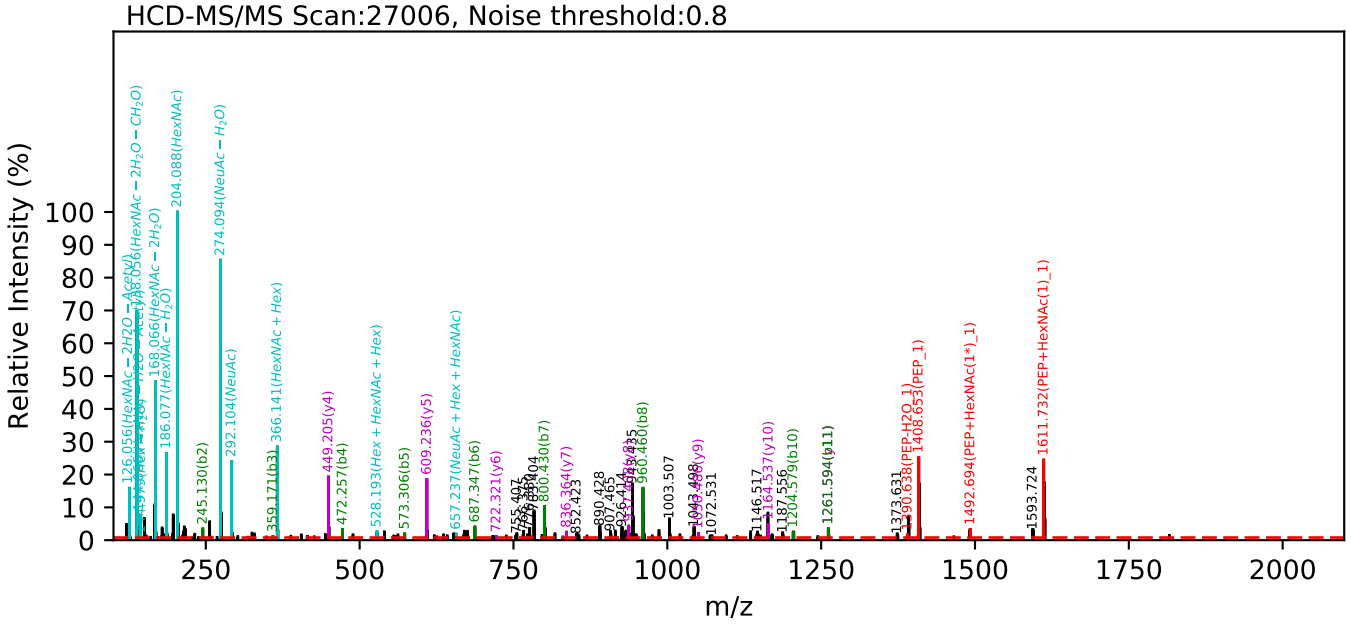

FPNITNLCPFGE(=PEP)_4_3_1_1_1_0, 0_None, 0_None,
m/z:1552.13(3+), RT:69.67, hcd-score:65.51

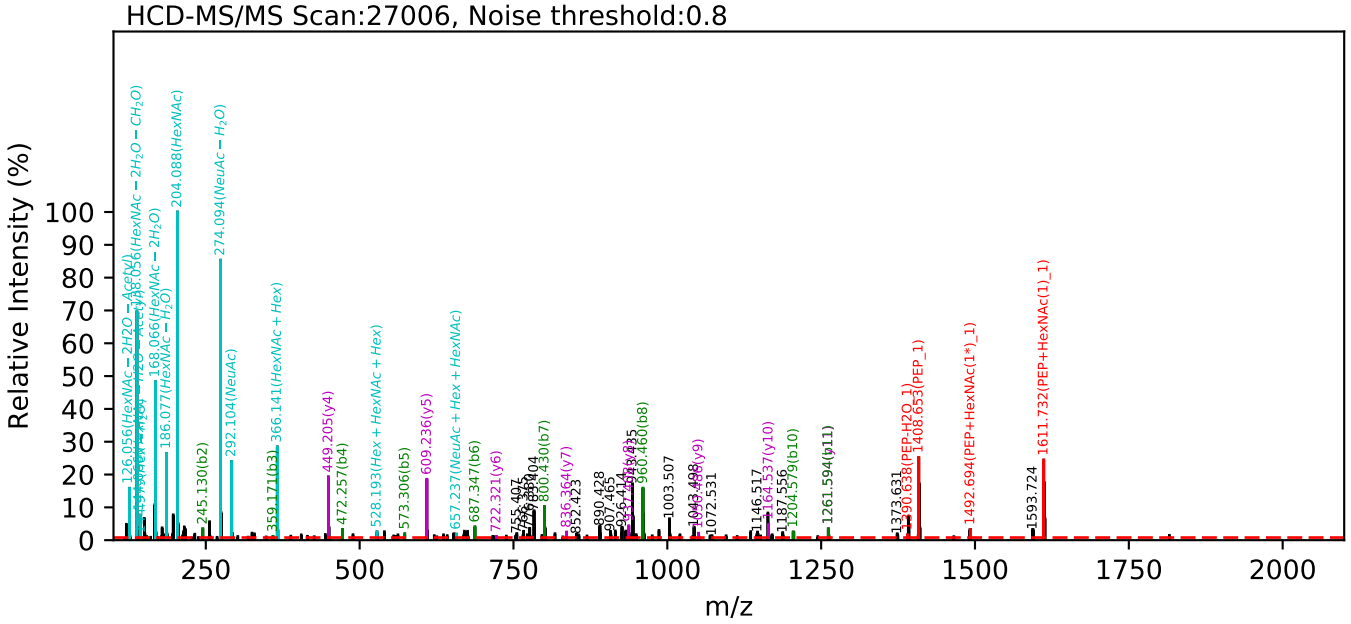

FPNITNLCPFGE(=PEP)_4_3_1_1_0, 0_None, 0_None,
m/z:1552.14(4+), RT:69.78, hcd-score:71.33

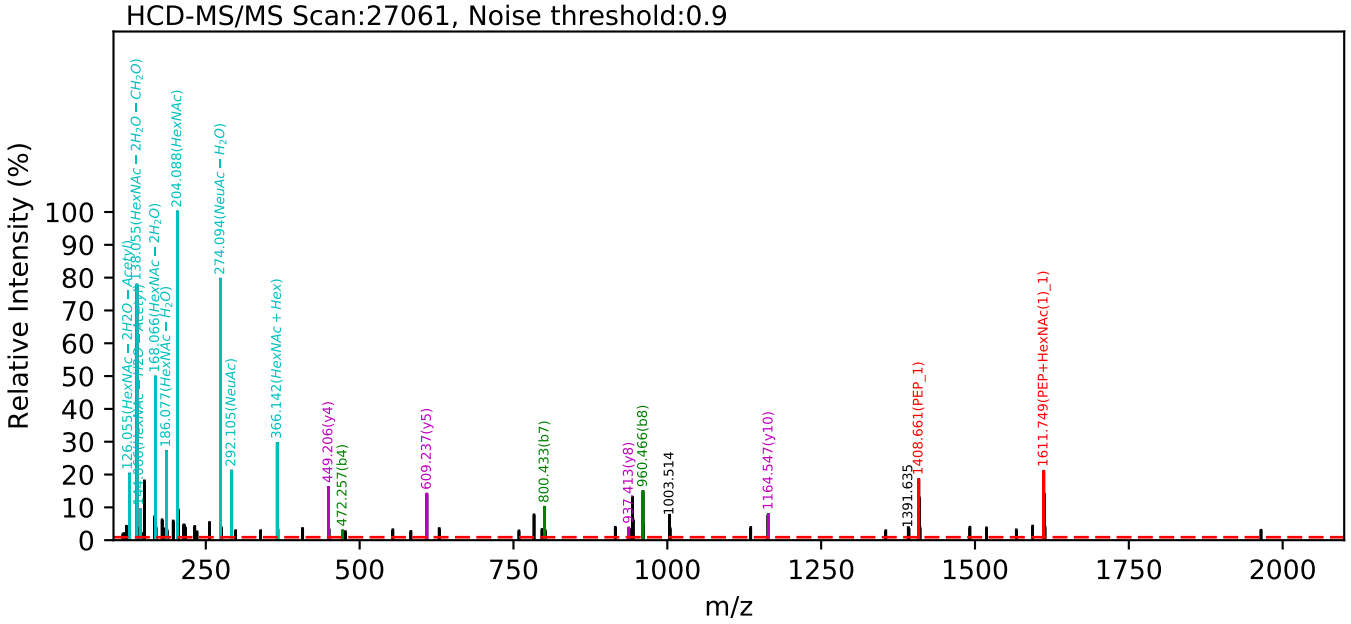

FPNITNLCPFGE(=PEP)_4_3_1_1_0, 0_None, 0_None,
m/z:1552.14(4+), RT:69.78, hcd-score:71.33

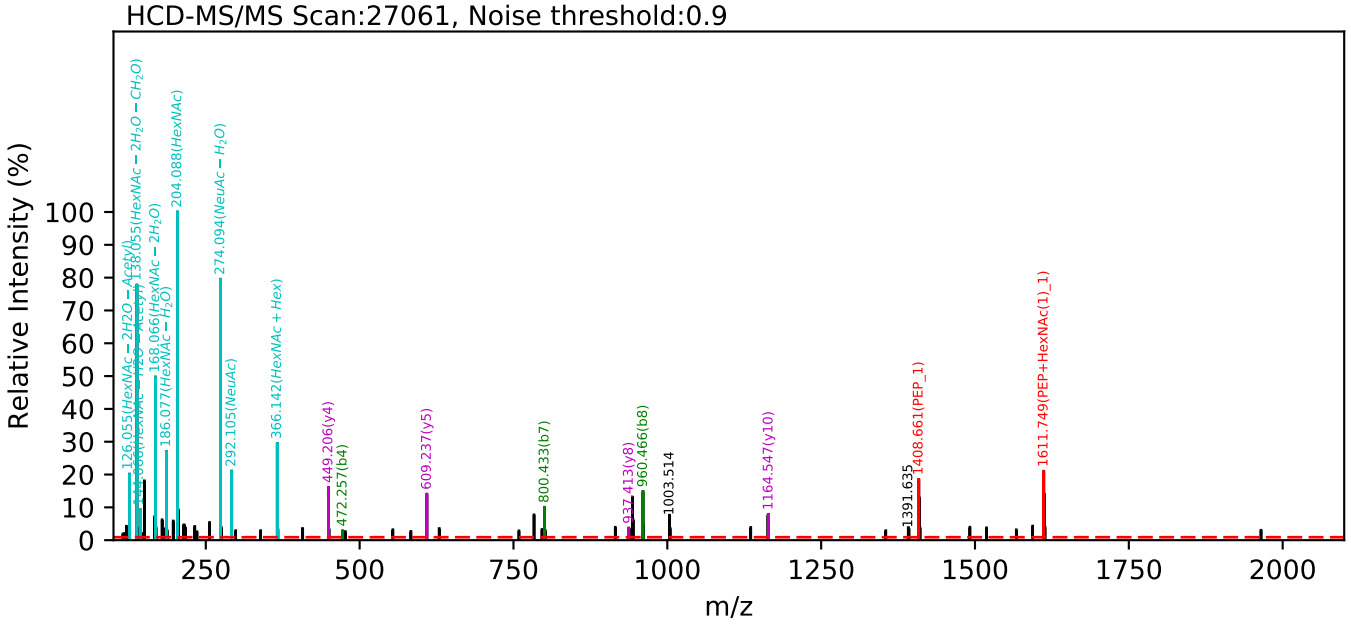

FPNITNLCPFGE(=PEP)_6_7_1_2_0, 0_None, 0_None,
m/z:1133.45(3+), RT:80.77, hcd-score:90.57

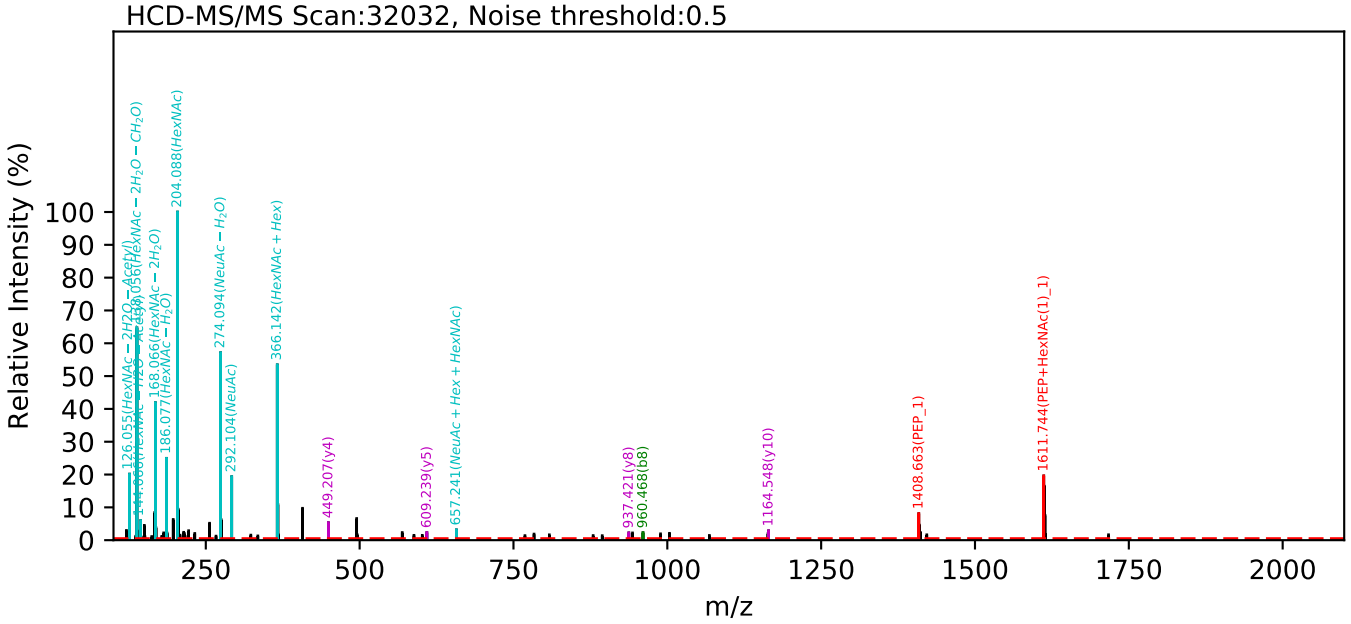

FPNITNLCPFGE(=PEP)_6_7_1_2_0, 0_None, 0_None,
m/z:1133.45(3+), RT:80.77, hcd-score:90.57

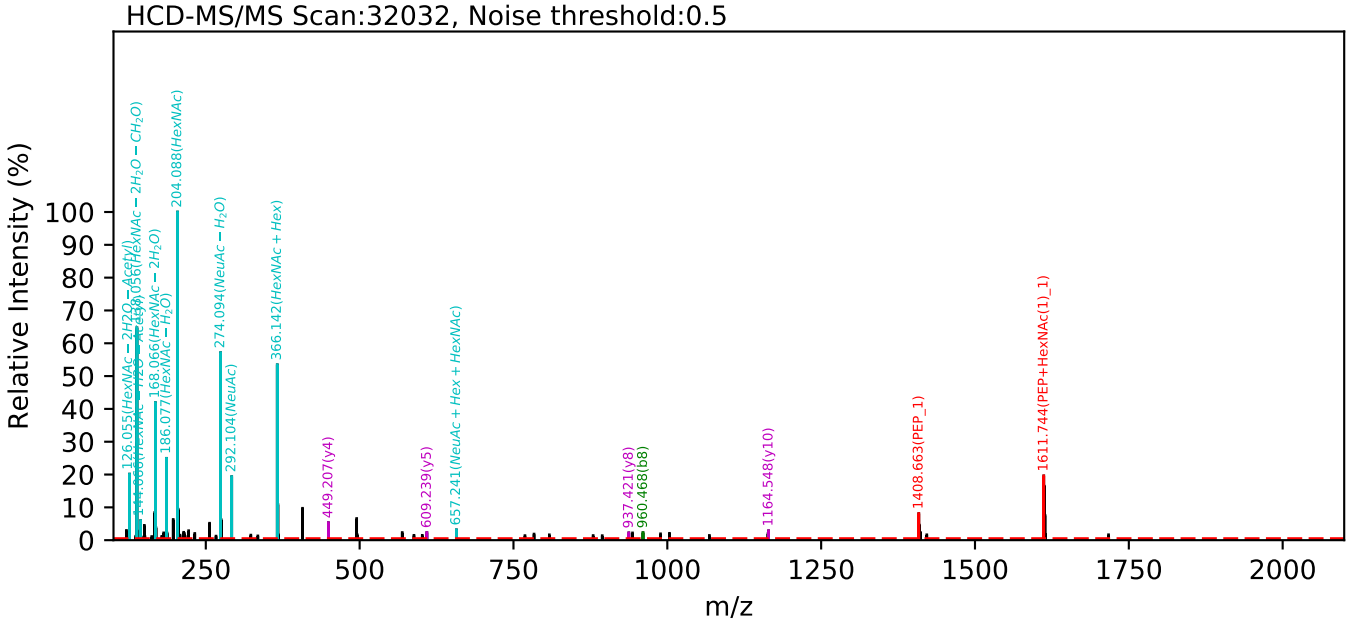

FPNITNLCPFGE(=PEP)_5_7_1_2_0, 0_None, 0_None,
m/z:1456.91(3+), RT:81.02, hcd-score:80.19

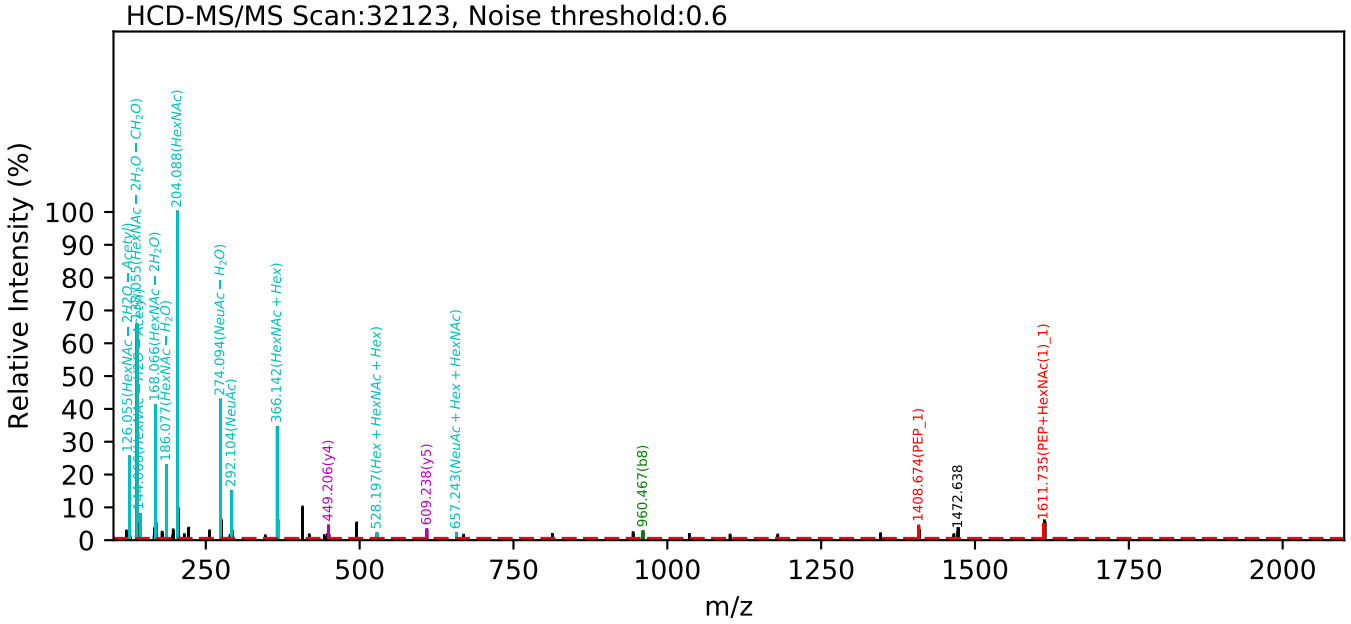

FPNITNLCPFGE(=PEP)_5_7_1_2_0, 0_None, 0_None,
m/z:1456.91(3+), RT:81.02, hcd-score:80.19

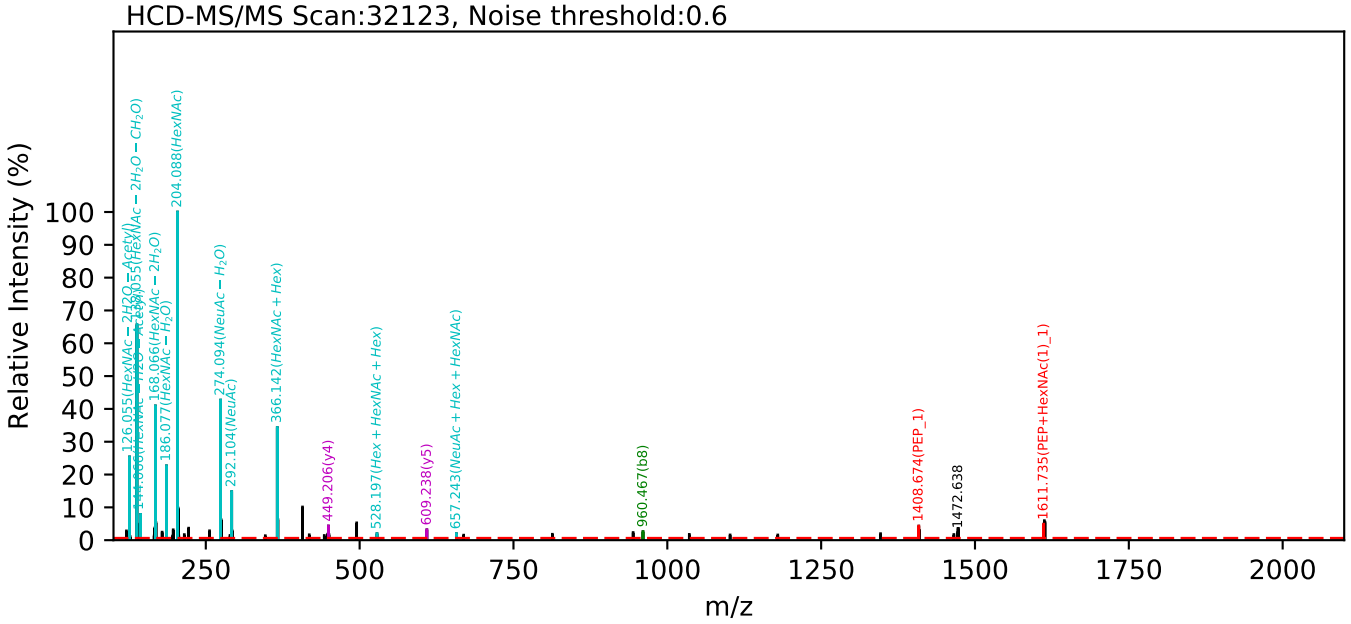

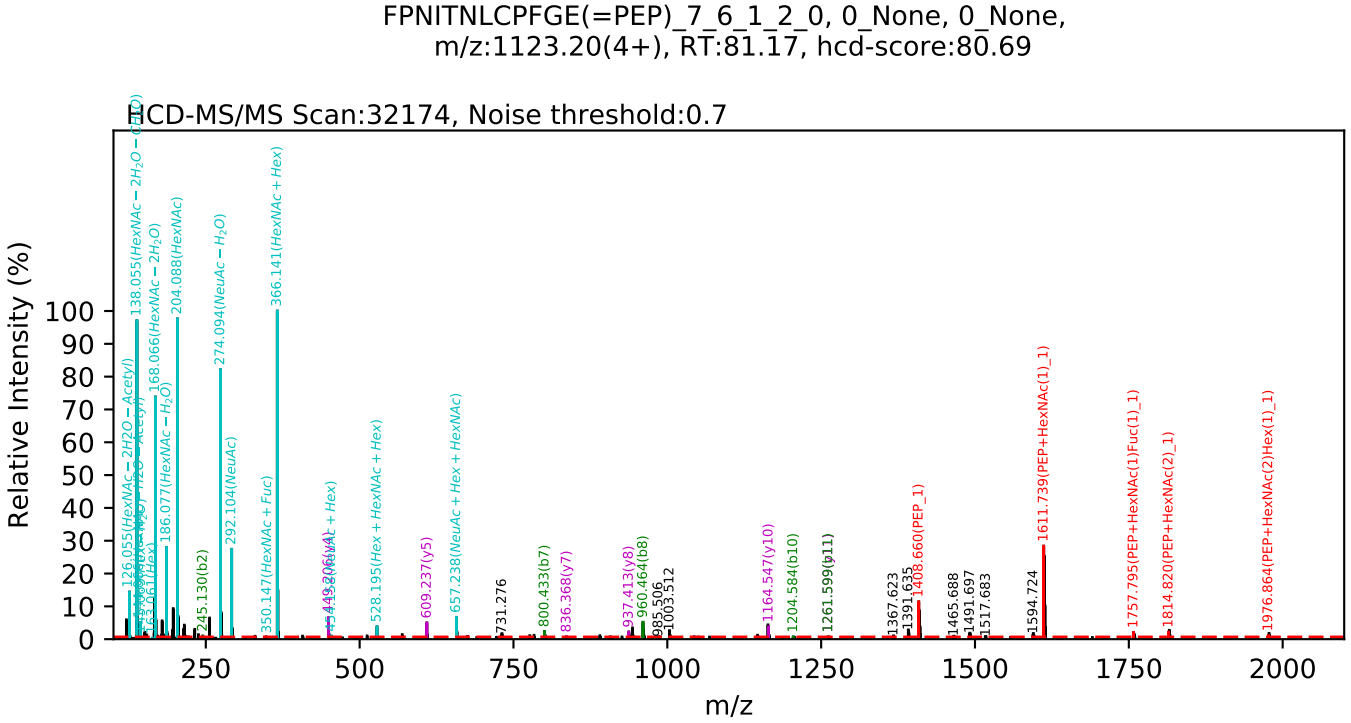
FPNITNLCPFGE(=PEP)_7_6_1_2_0, 0_None, 0_None,
m/z:1123.20(4+), RT:81.17, hcd-score:80.69
HCD-MS/MS Scan:32174, Noise threshold:0.7
Relative Intensity (%)
m/z
126.055(HexNAc − 2H2O − Acetyl)
138.055(HexNAc − 2H2O − CH2O)
168.066(HexNAc − 2H2O)
186.077(HexNAc − H2O)
204.088(HexNAc)
245.130(b2)
274.094(NeuAc − H2O)
292.104(NeuAc)
350.147(HexNAc + Fuc)
366.141(HexNAc + Hex)
528.195(Hex + HexNAc + Hex)
609.237(y5)
657.238(NeuAc + Hex + HexNAc)
731.276
800.433(b7)
836.368(y7)
937.413(y8)
960.464(b8)
985.506
1003.512
1164.547(y10)
1204.584(b10)
1261.599(y11)
1367.623
1391.635
1408.660(PEP_1)
1465.688
1491.697
1517.683
1594.724
1611.739(PEP+HexNAc(1)_1)
1757.795(PEP+HexNAc(1)Fuc(1)_1)
1814.820(PEP+HexNAc(2)_1)
1976.864(PEP+HexNAc(2)Hex(1)_1)

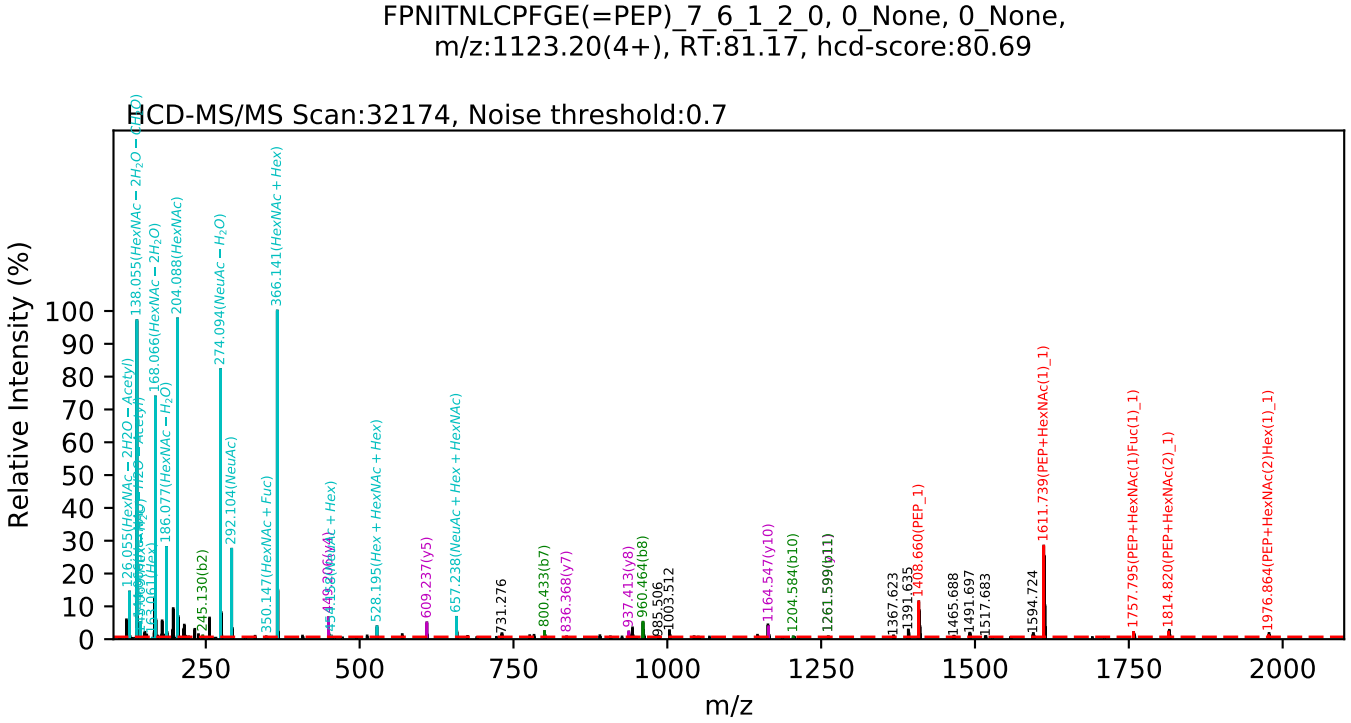
FPNITNLCPFGE(=PEP)_7_6_1_2_0, 0_None, 0_None,
m/z:1123.20(4+), RT:81.17, hcd-score:80.69
HCD-MS/MS Scan:32174, Noise threshold:0.7
Relative Intensity (%)
m/z
126.055(HexNAc − 2H2O − Acetyl)
138.055(HexNAc − 2H2O − CH2O)
168.066(HexNAc − 2H2O)
186.077(HexNAc − H2O)
204.088(HexNAc)
245.130(b2)
274.094(NeuAc − H2O)
292.104(NeuAc)
350.147(HexNAc + Fuc)
366.141(HexNAc + Hex)
528.195(Hex + HexNAc + Hex)
609.237(y5)
657.238(NeuAc + Hex + HexNAc)
731.276
800.433(b7)
836.368(y7)
937.413(y8)
960.464(b8)
985.506
1003.512
1164.547(y10)
1204.584(b10)
1261.599(y11)
1367.623
1391.635
1408.660(PEP_1)
1465.688
1491.697
1517.683
1594.724
1611.739(PEP+HexNAc(1)_1)
1757.795(PEP+HexNAc(1)Fuc(1)_1)
1814.820(PEP+HexNAc(2)_1)
1976.864(PEP+HexNAc(2)Hex(1)_1)

FPNITNLCPFGE(=PEP)_6_5_2_2_0, 0_None, 0_None,
m/z:1068.43(3+), RT:82.17, hcd-score:82.13

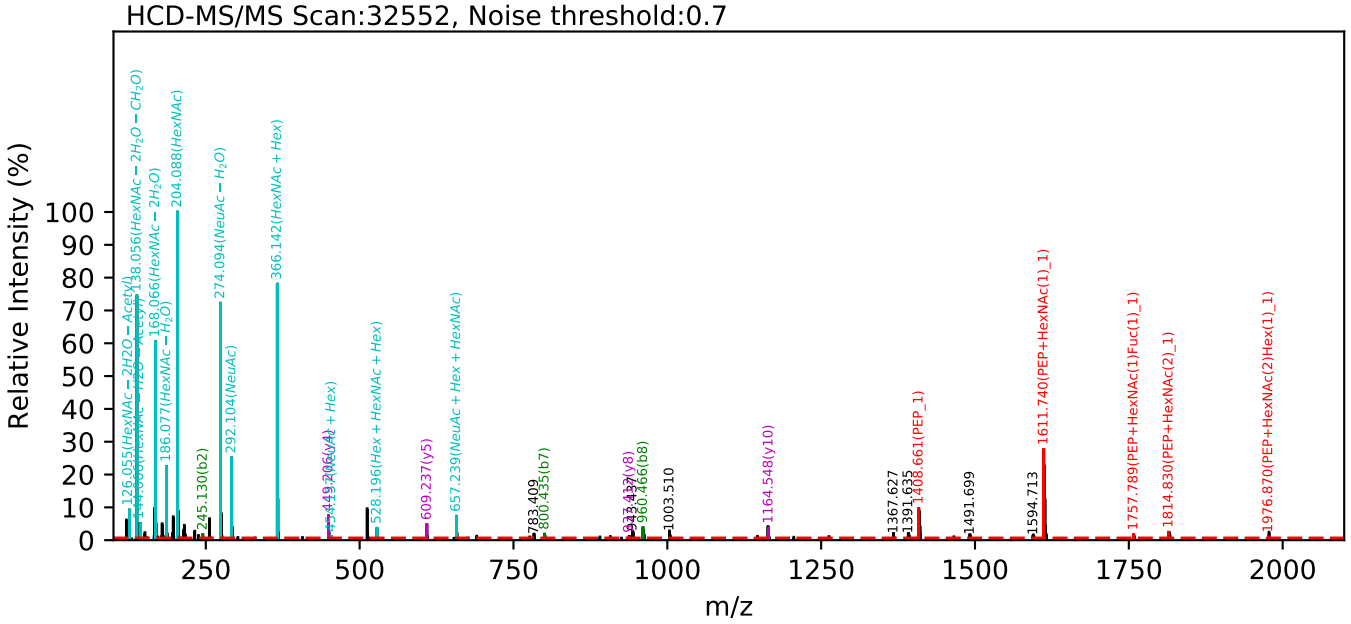

FPNITNLCPFGE(=PEP)_6_5_2_2_0, 0_None, 0_None,
m/z:1068.43(3+), RT:82.17, hcd-score:82.13

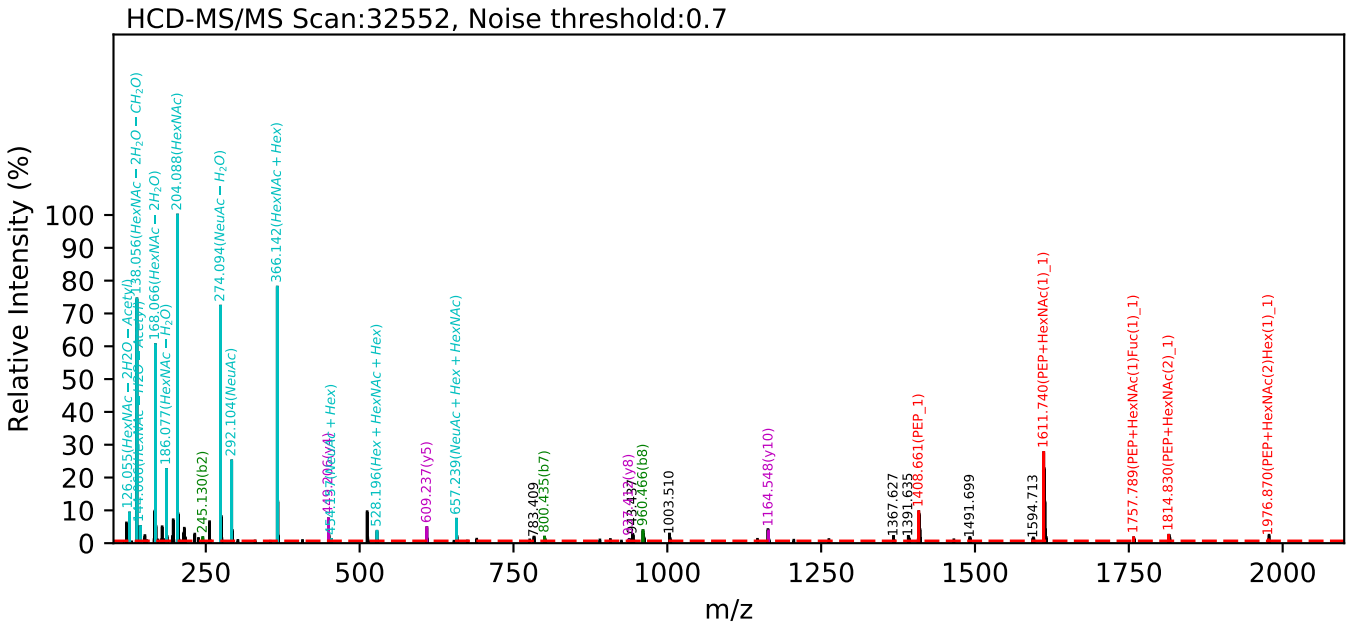

FPNITNLCPFGE(=PEP)_5_6_0_2_0, 0_None, 0_None,
m/z:1340.53(4+), RT:82.44, hcd-score:77.34

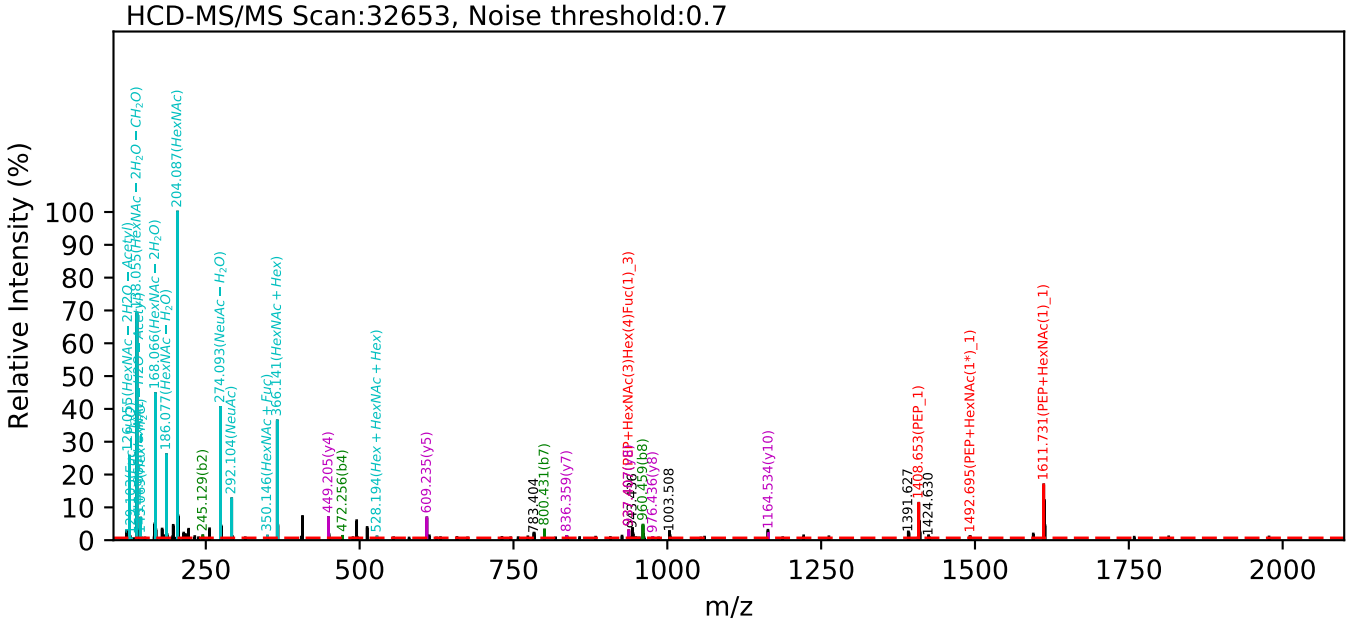

FPNITNLCPFGE(=PEP)_5_6_0_2_0, 0_None, 0_None,
m/z:1340.53(4+), RT:82.44, hcd-score:77.34

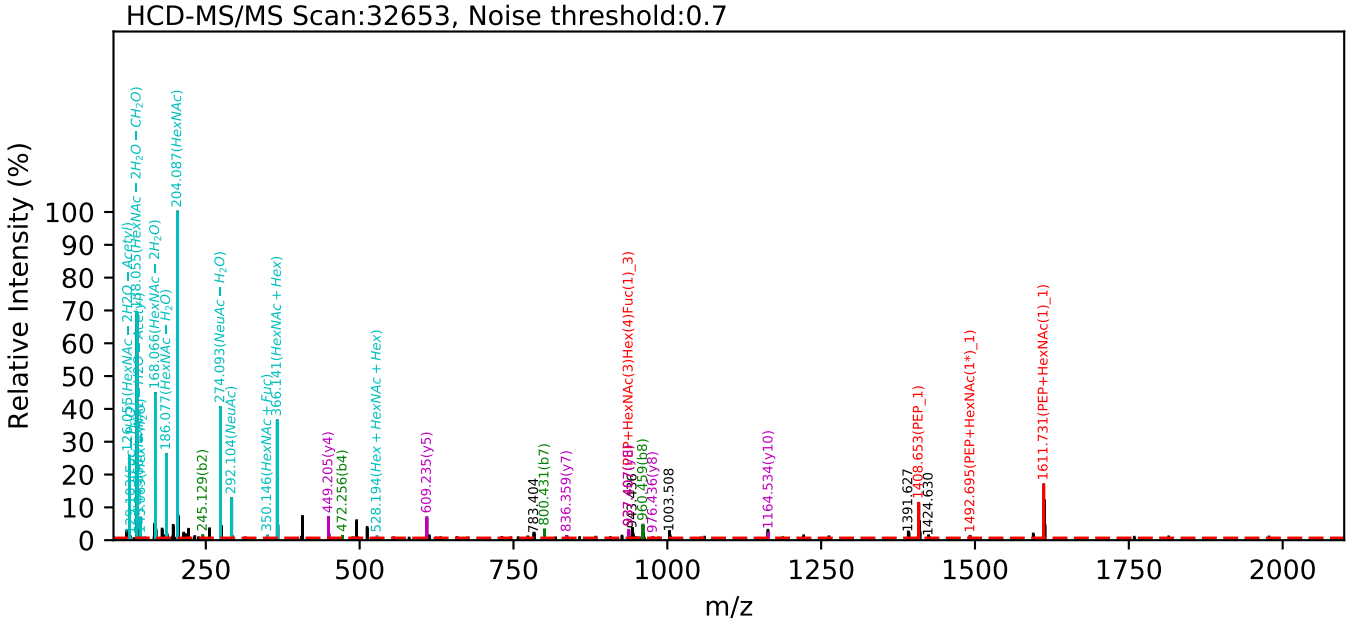

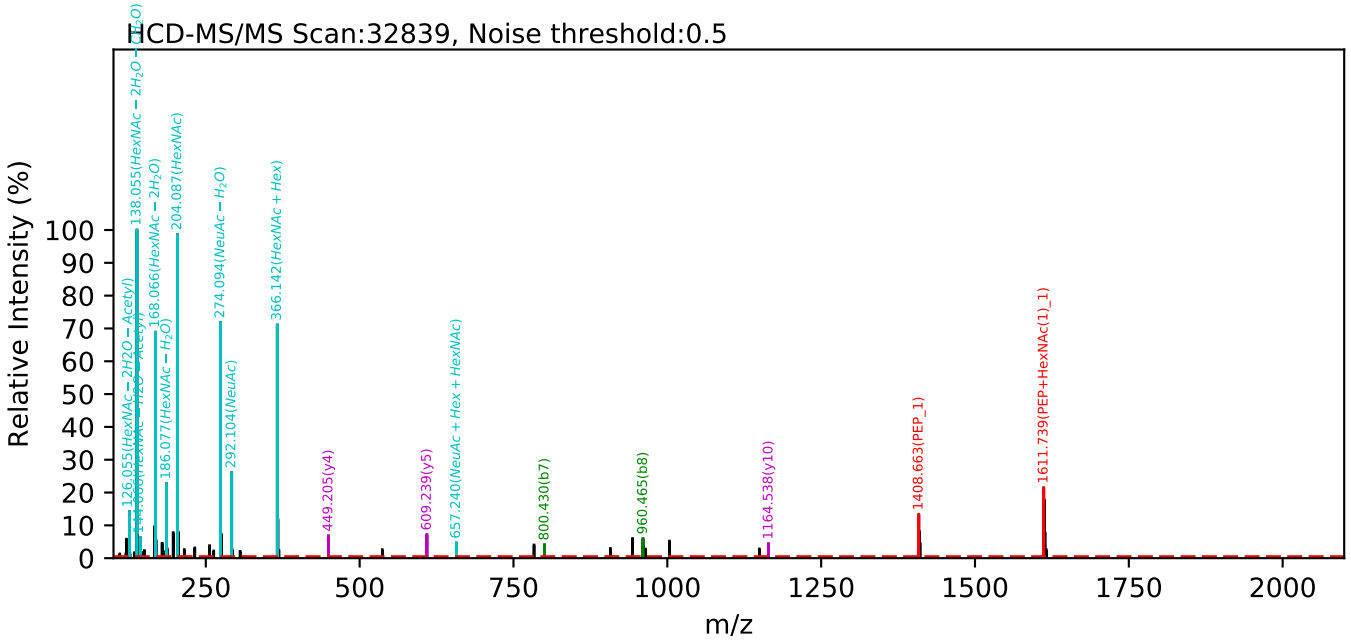
FPNITNLCPFGE(=PEP)_6_5_1_2_0, 0_None, 0_None,
m/z:1375.55(4+), RT:82.87, hcd-score:100.00
HCD-MS/MS Scan:32839, Noise threshold:0.5
Relative Intensity (%)
m/z
126.055(HexNAc − 2H2O − Acetyl)
138.055(HexNAc − 2H2O)
144.066(HexNAc − H2O − Acetyl)
168.066(HexNAc − 2H2O)
186.077(HexNAc − H2O)
204.087(HexNAc)
274.094(NeuAc − H2O)
292.104(NeuAc)
366.142(HexNAc + Hex)
449.205(y4)
609.239(y5)
657.240(NeuAc + Hex + HexNAc)
800.430(b7)
960.465(b8)
1164.538(y10)
1408.663(PEP_1)
1611.739(PEP+HexNAc(1)_1)

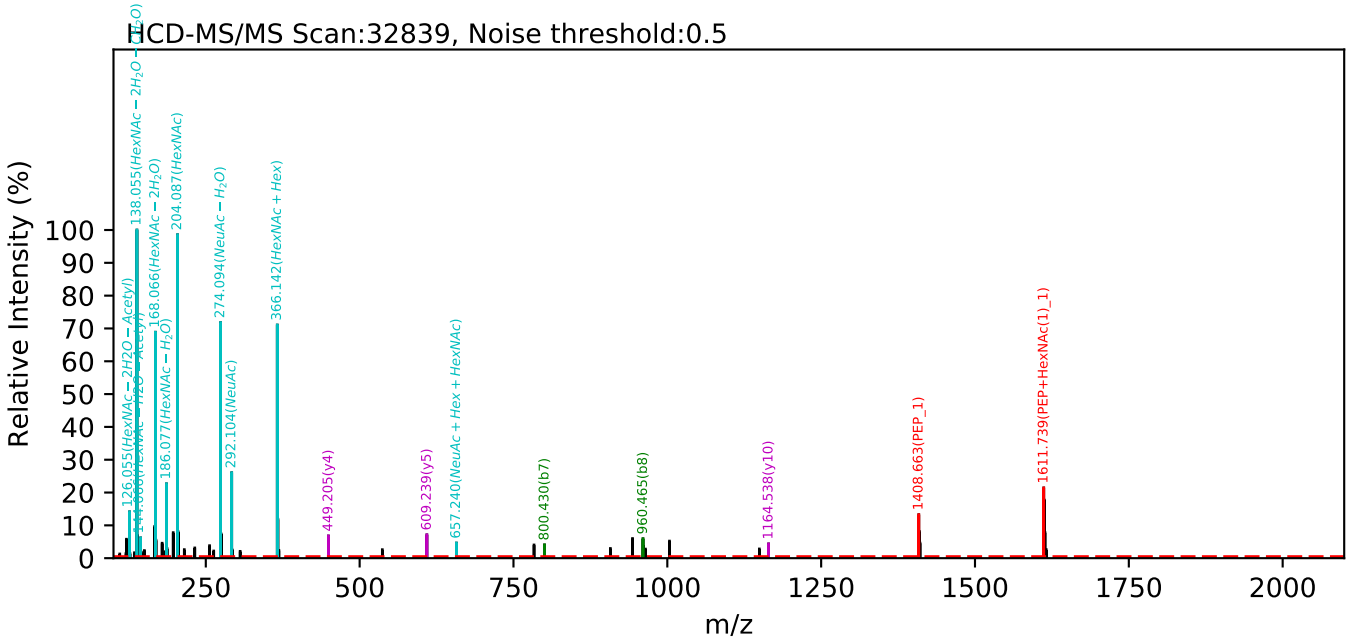
FPNITNLCPFGE(=PEP)_6_5_1_2_0, 0_None, 0_None,
m/z:1375.55(4+), RT:82.87, hcd-score:100.00
HCD-MS/MS Scan:32839, Noise threshold:0.5
Relative Intensity (%)
m/z
126.055(HexNAc − 2H2O − Acetyl)
138.055(HexNAc − 2H2O)
144.066(HexNAc − H2O − Acetyl)
168.066(HexNAc − 2H2O)
186.077(HexNAc − H2O)
204.087(HexNAc)
274.094(NeuAc − H2O)
292.104(NeuAc)
366.142(HexNAc + Hex)
449.205(y4)
609.239(y5)
657.240(NeuAc + Hex + HexNAc)
800.430(b7)
960.465(b8)
1164.538(y10)
1408.663(PEP_1)
1611.739(PEP+HexNAc(1)_1)

FPNITNLCPFGE(=PEP)_6_5_1_2_0, 0_None, 0_None,
m/z:1375.55(4+), RT:82.94, hcd-score:82.93

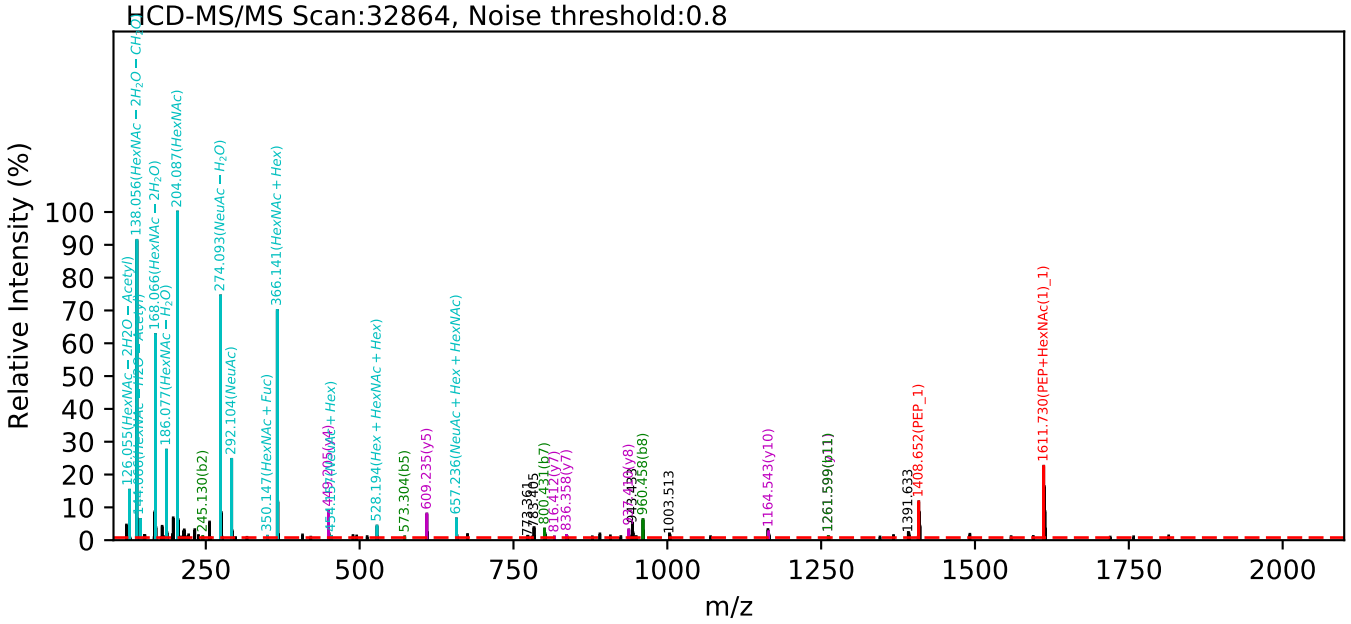

FPNITNLCPFGE(=PEP)_6_5_1_2_0, 0_None, 0_None,
m/z:1375.55(4+), RT:82.94, hcd-score:82.93

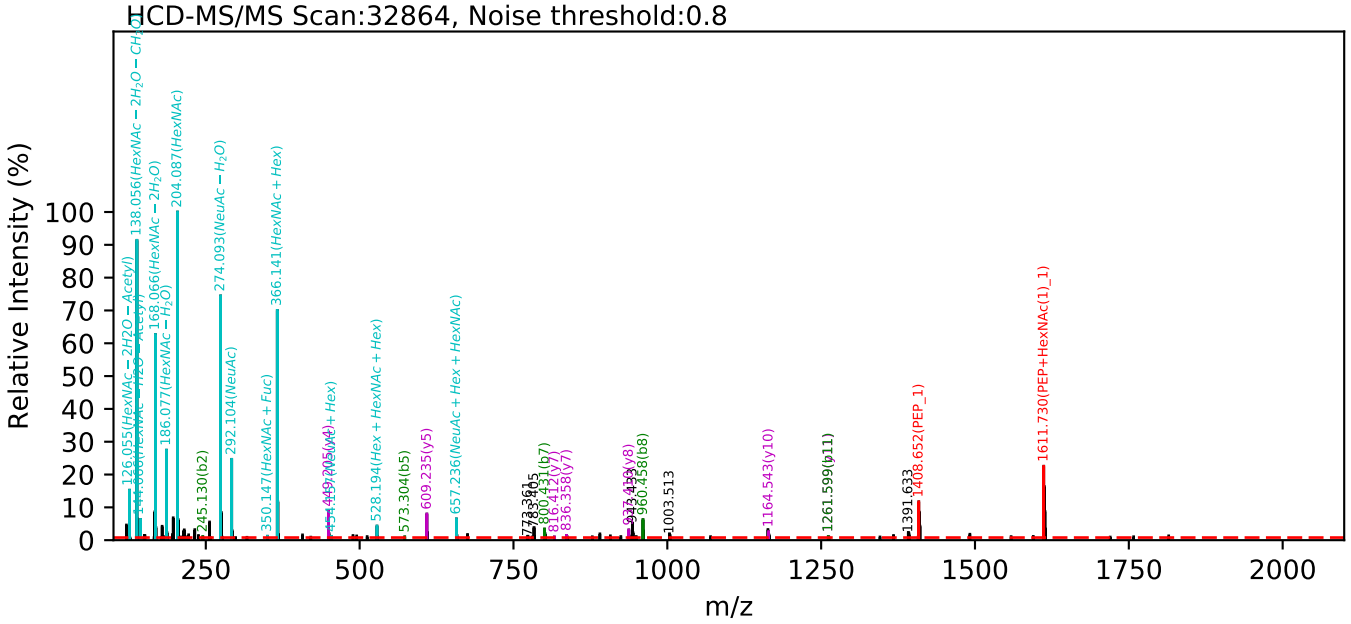

FPNITNLCPFGE(=PEP)_5_5_1_2_0, 0_None, 0_None,
m/z:1321.53(4+), RT:83.38, hcd-score:78.71

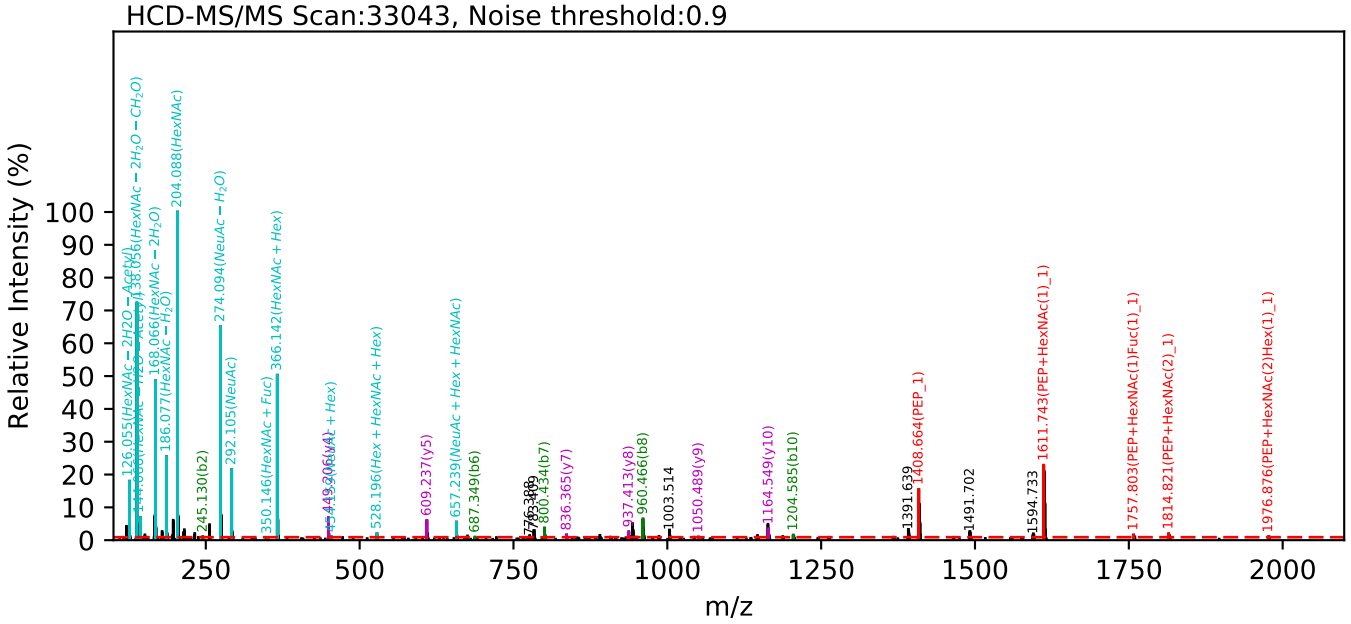

FPNITNLCPFGE(=PEP)_5_5_1_2_0, 0_None, 0_None,
m/z:1321.53(4+), RT:83.38, hcd-score:78.71

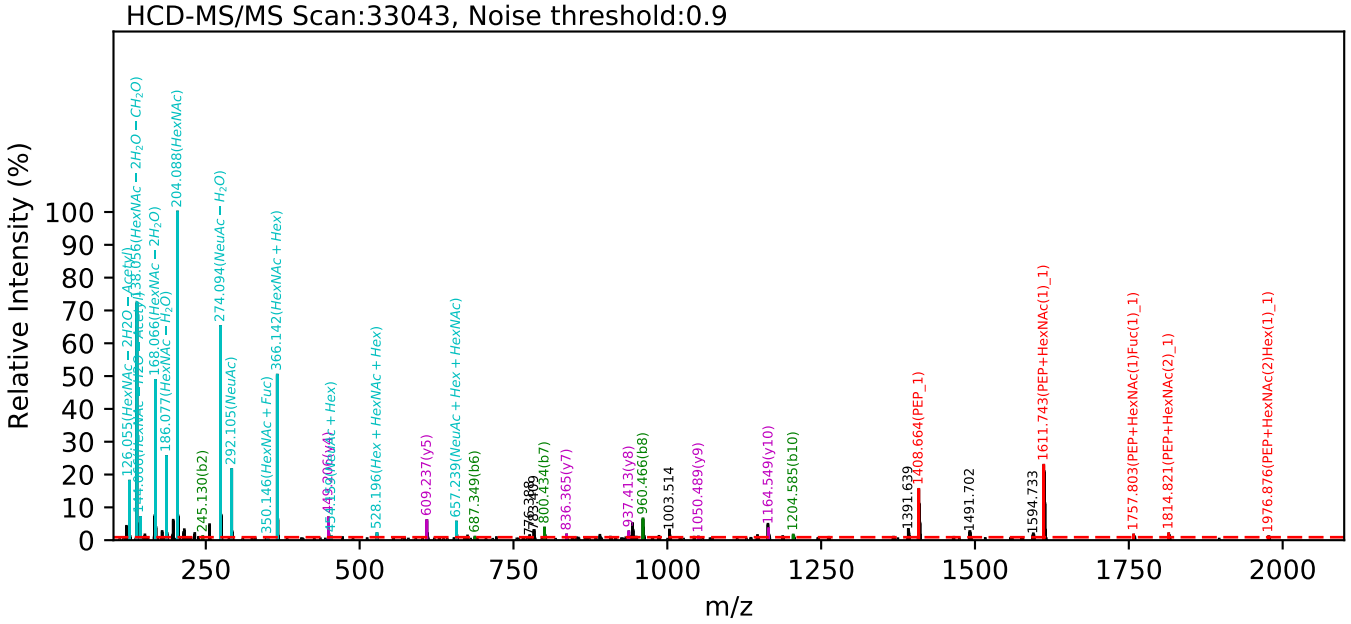

FPNITNLCPFGE(=PEP)_6_5_1_2_0, 0_None, 0_None,
m/z:1375.54(3+), RT:83.43, hcd-score:78.18

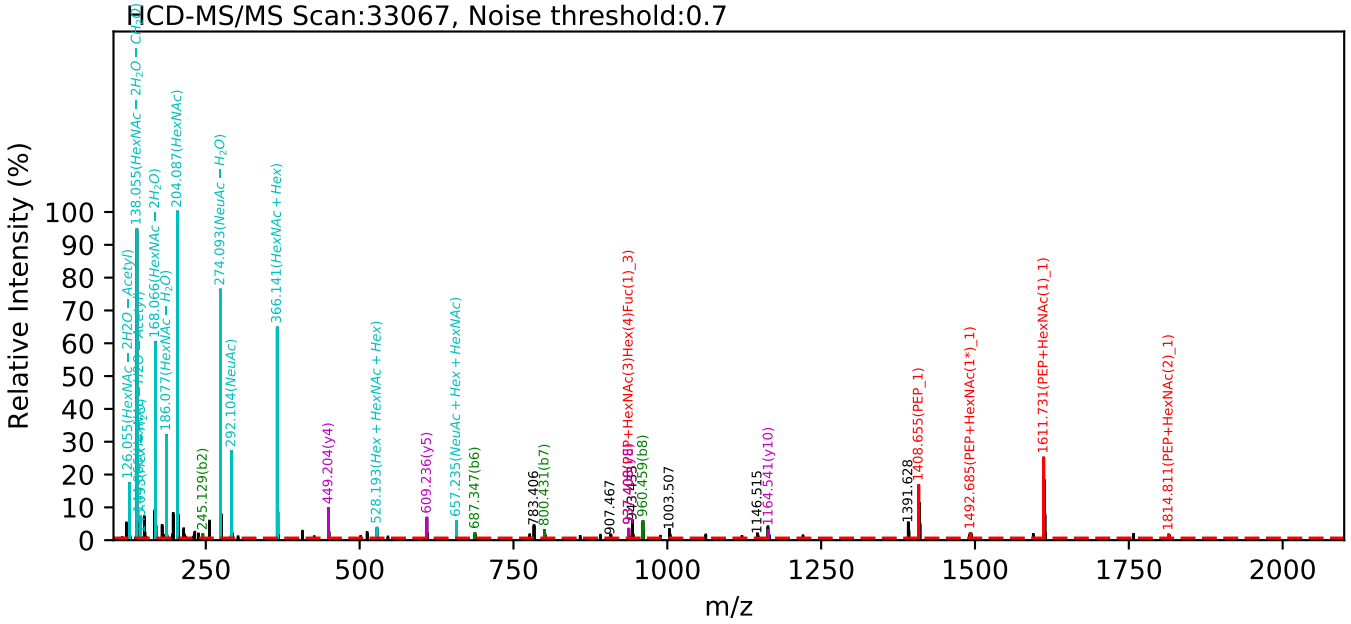

FPNITNLCPFGE(=PEP)_6_5_1_2_0, 0_None, 0_None,
m/z:1375.54(3+), RT:83.43, hcd-score:78.18

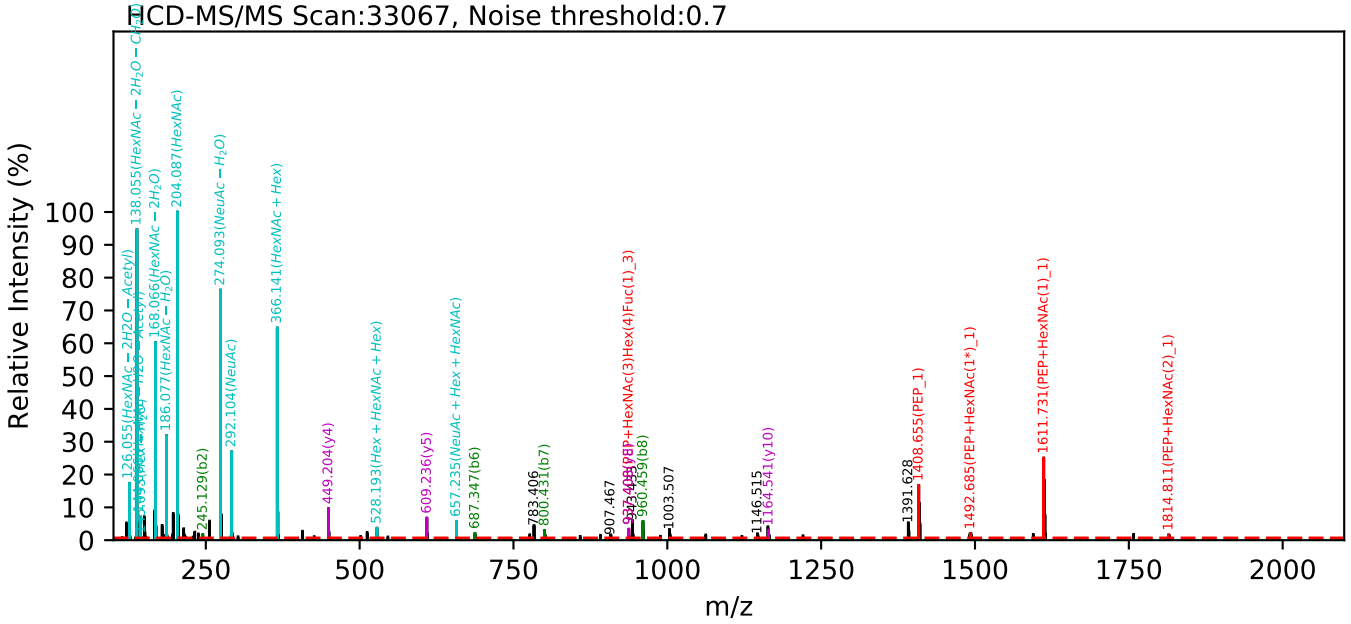

FPNITNLCPFGE(=PEP)_6_5_2_2_0, 0_None, 0_None,
m/z:1068.43(3+), RT:83.54, hcd-score:82.07

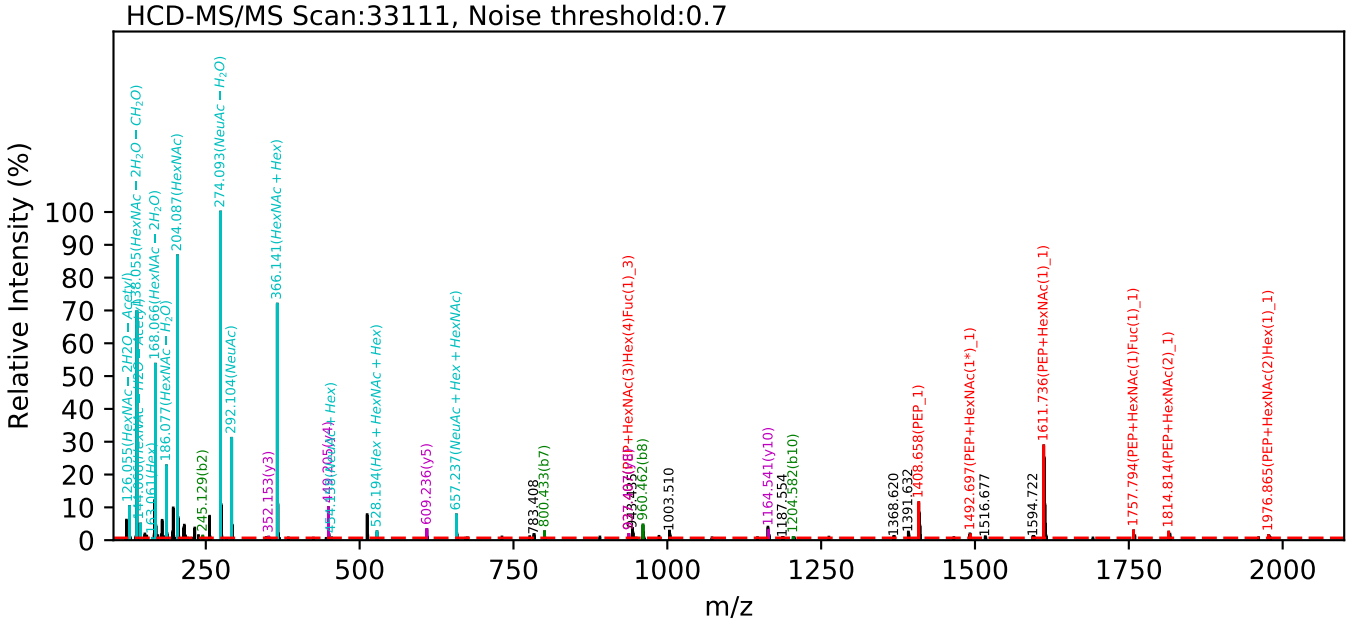

FPNITNLCPFGE(=PEP)_6_5_2_2_0, 0_None, 0_None,
m/z:1068.43(3+), RT:83.54, hcd-score:82.07

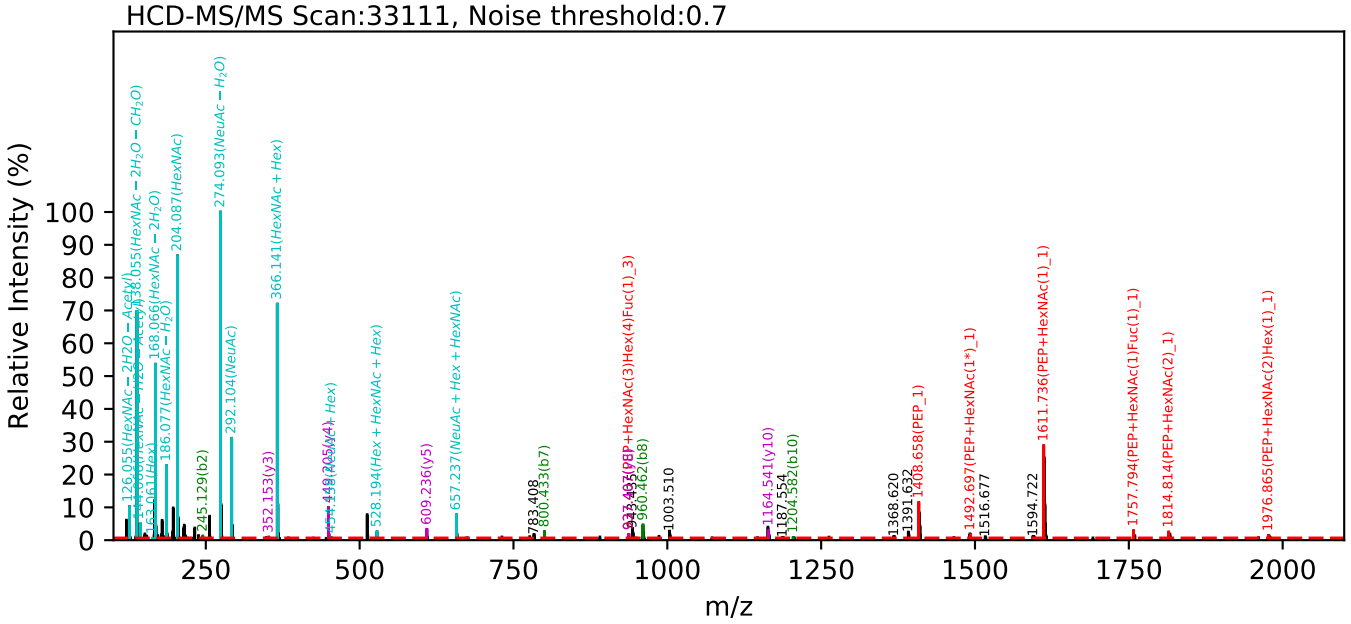

FPNITNLCPFGE(=PEP)_5_4_2_1_0, 0_None, 0_None,
m/z:1205.49(4+), RT:83.58, hcd-score:71.03

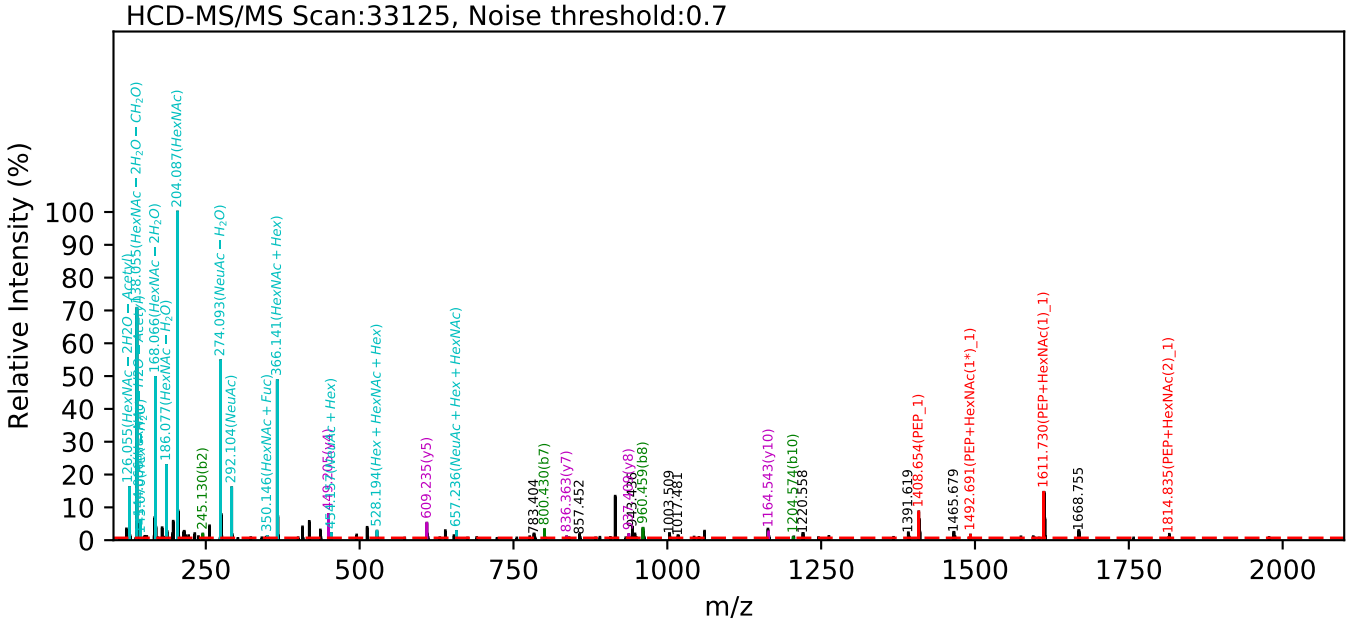

FPNITNLCPFGE(=PEP)_5_4_2_1_0, 0_None, 0_None,
m/z:1205.49(4+), RT:83.58, hcd-score:71.03

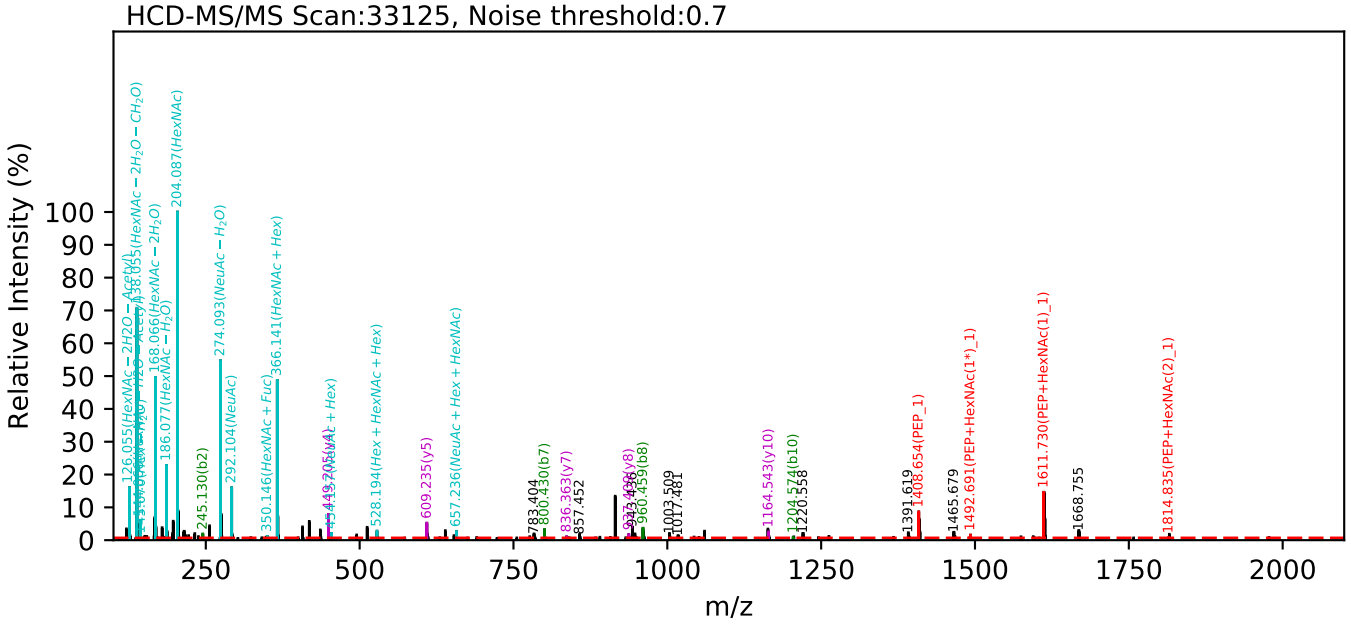

FPNITNLCPFGE(=PEP)_6_5_1_2_0, 0_None, 0_None,
m/z:1375.55(4+), RT:83.85, hcd-score:81.66

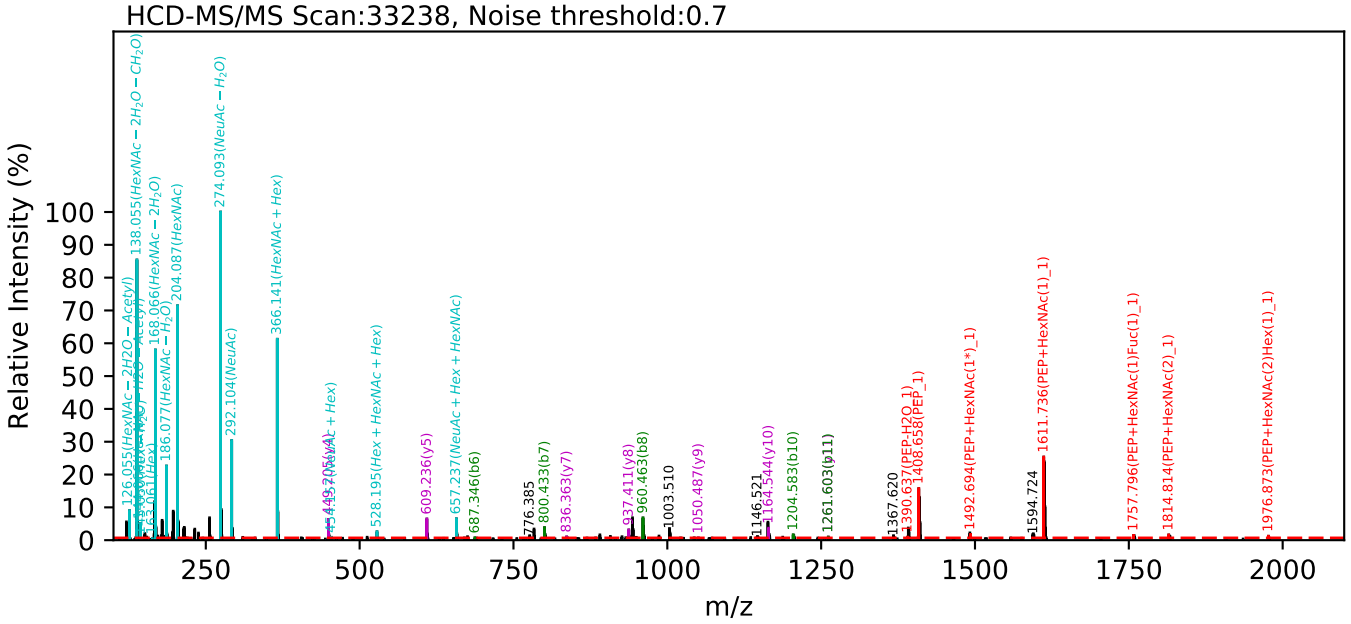

FPNITNLCPFGE(=PEP)_6_5_1_2_0, 0_None, 0_None,
m/z:1375.55(4+), RT:83.85, hcd-score:81.66

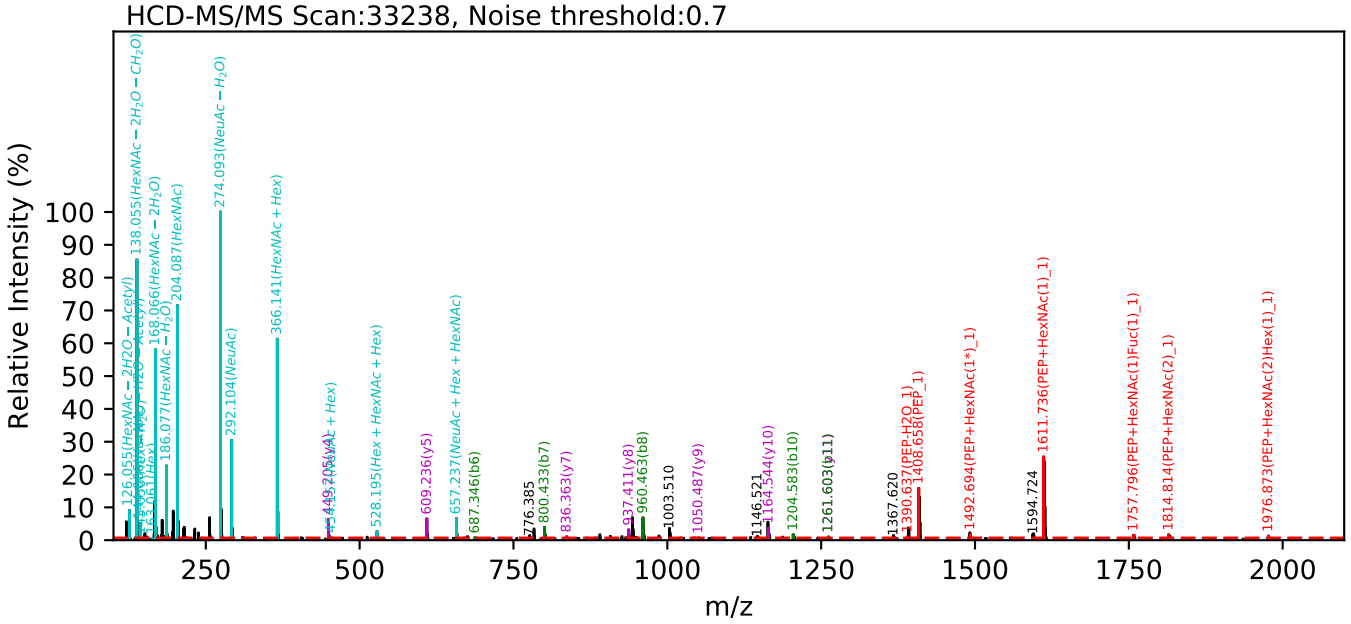

FPNITNLCPFGE(=PEP)_5_5_1_2_0, 0_None, 0_None,
m/z:1321.53(4+), RT:84.98, hcd-score:79.37

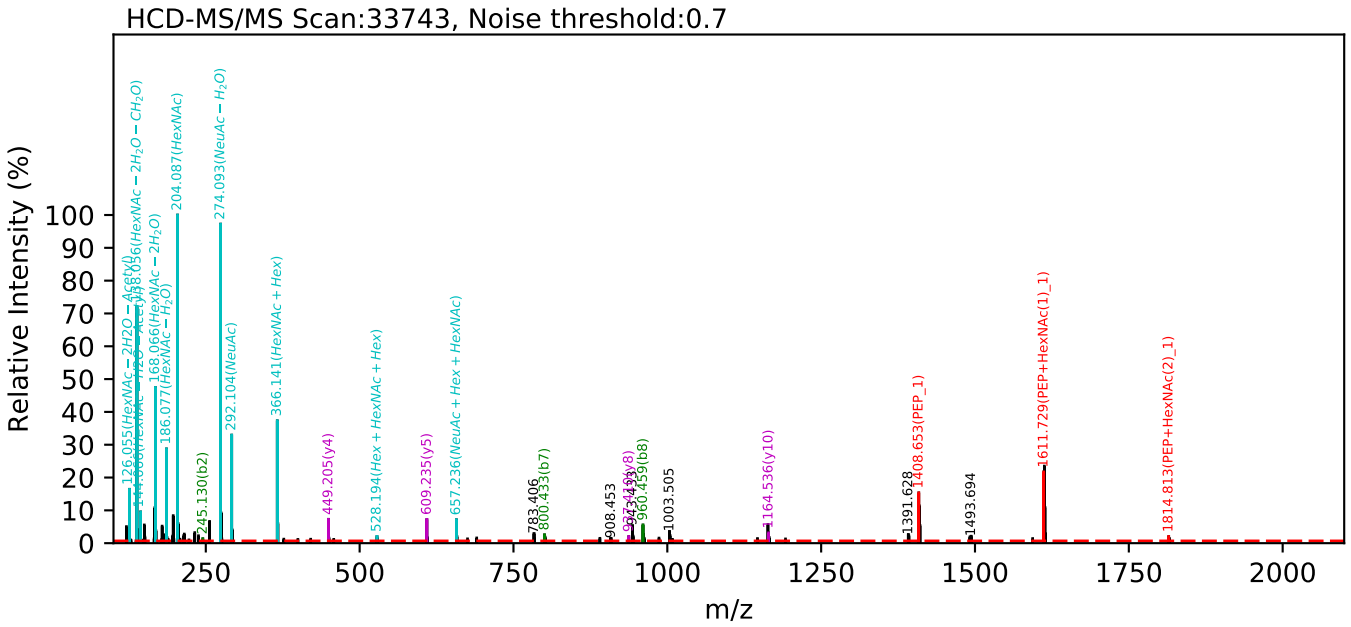

FPNITNLCPFGE(=PEP)_5_5_1_2_0, 0_None, 0_None,
m/z:1321.53(4+), RT:84.98, hcd-score:79.37

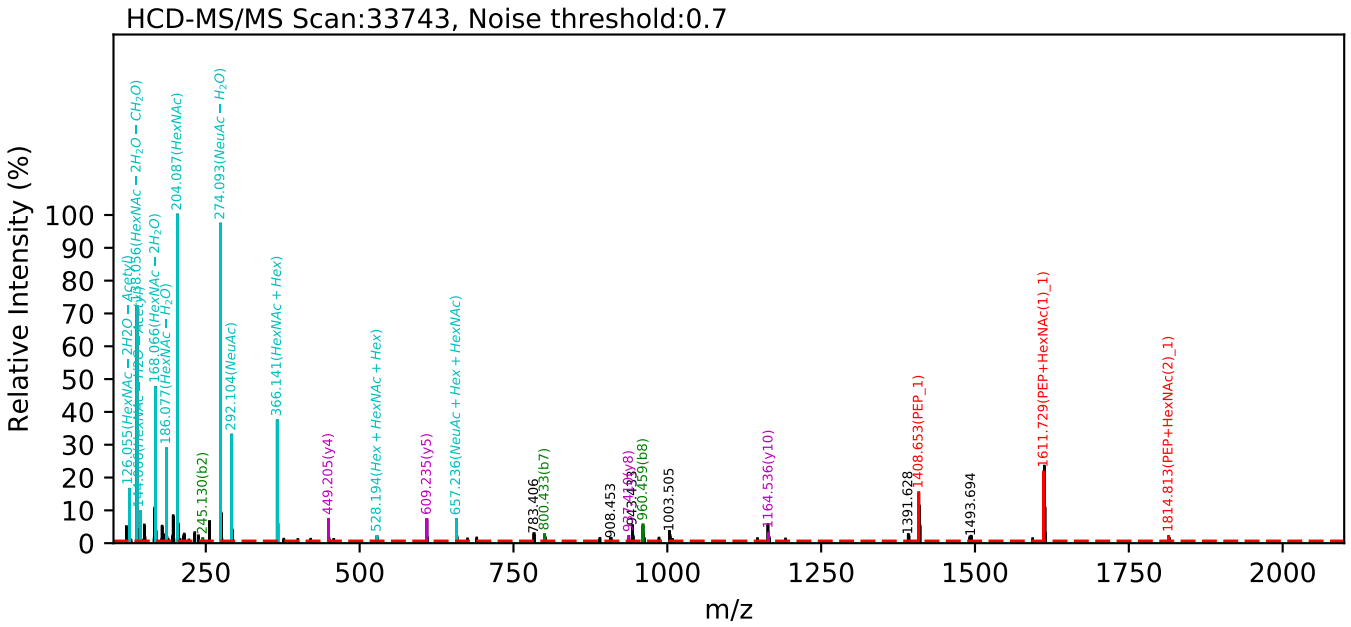

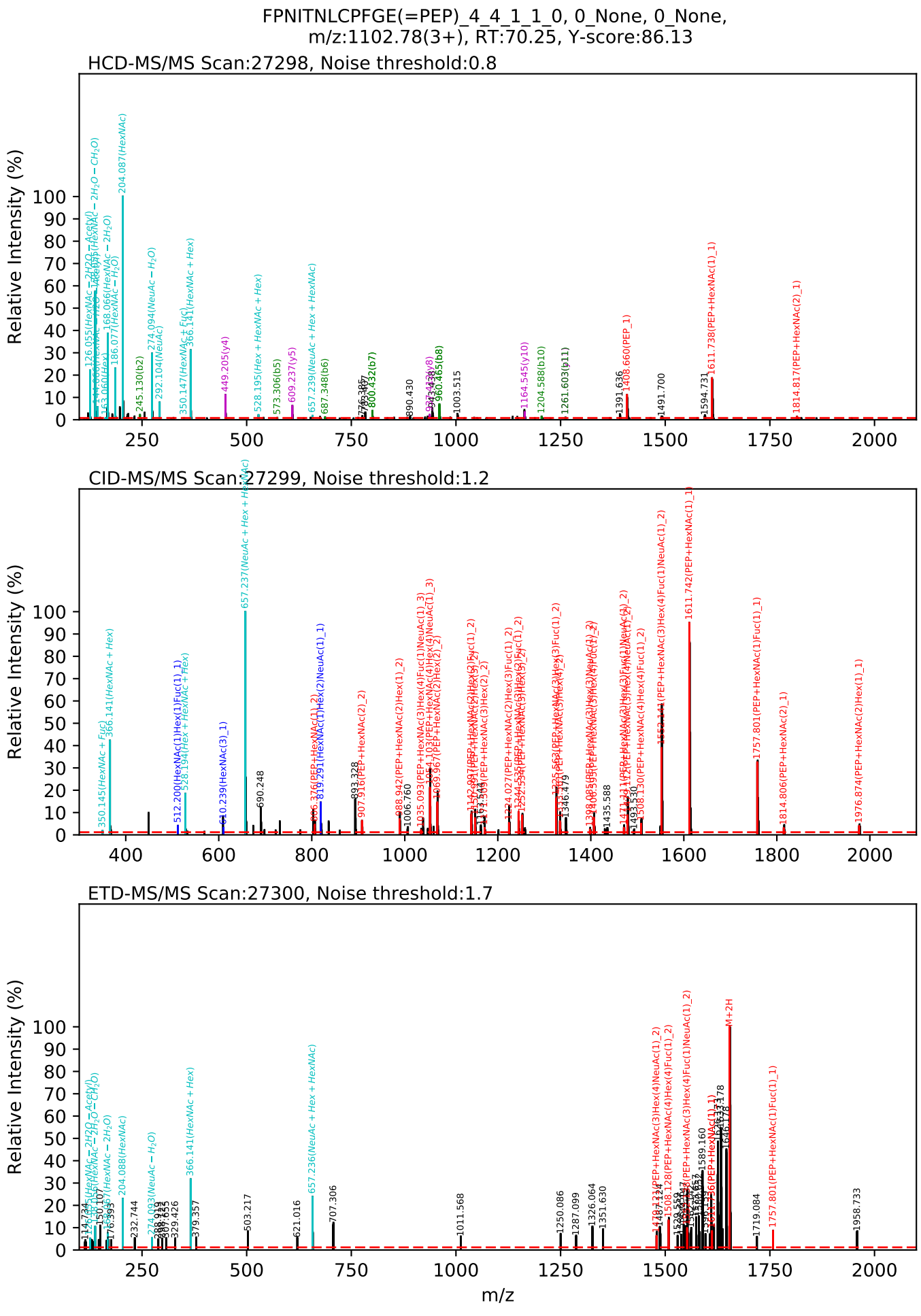
FPNITNLCPFGE(=PEP)_4_4_1_1_1_0, 0_None, 0_None,
m/z:1102.78(3+), RT:70.25, Y-score:86.13
HCD-MS/MS Scan:27298, Noise threshold:0.8
CID-MS/MS Scan:27299, Noise threshold:1.2
ETD-MS/MS Scan:27300, Noise threshold:1.7
Relative Intensity (%)
m/z

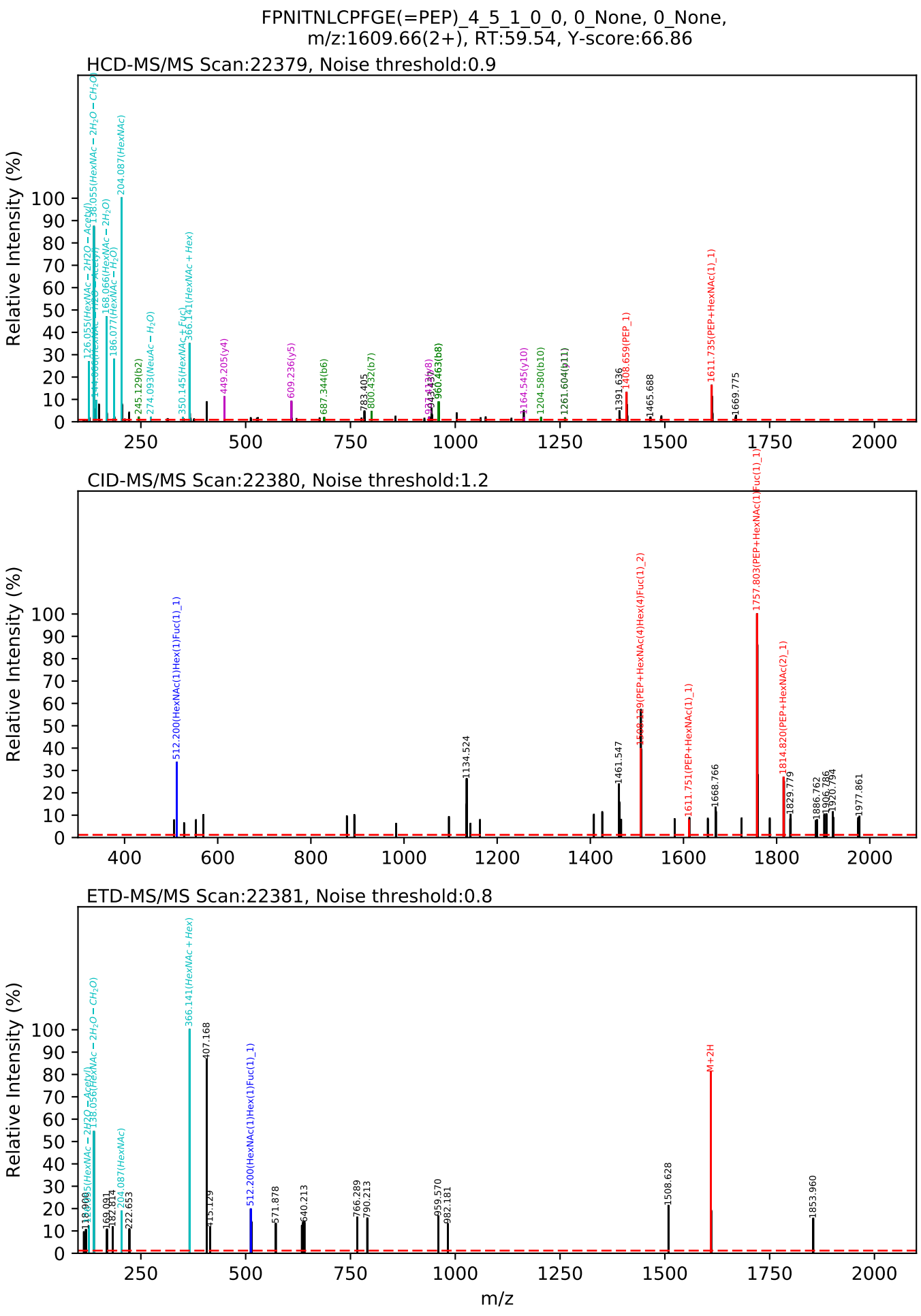
FPNITNLCPFGE(=PEP)_4_5_1_0_0, 0_None, 0_None,
m/z:1609.66(2+), RT:59.54, Y-score:66.86
HCD-MS/MS Scan:22379, Noise threshold:0.9
Relative Intensity (%)
204.087(HexNAc)
126.055(HexNAc − 2H2O − Ace)
138.055(HexNAc − 2H2O − CH2O)
168.066(HexNAc − 2H2O)
186.077(HexNAc − H2O)
245.129(b2)
274.093(NeuAc − H2O)
350.145(HexNAc + Fuc)
366.141(HexNAc + Hex)
449.205(y4)
609.236(y5)
687.344(b6)
783.405
800.432(b7)
960.463(b8)
1164.545(y10)
1204.580(b10)
1261.604(b11)
1391.636
1408.659(PEP_1)
1465.688
1611.735(PEP+HexNAc(1)_1)
1669.775
CID-MS/MS Scan:22380, Noise threshold:1.2
Relative Intensity (%)
512.200(HexNAc(1)Hex(1)Fuc(1)_1)
1134.524
1461.547
1508.139(PEP+HexNAc(4)Hex(4)Fuc(1)_2)
1611.751(PEP+HexNAc(1)_1)
1668.766
1757.803(PEP+HexNAc(1)Fuc(1)_1)
1814.820(PEP+HexNAc(2)_1)
1829.779
1886.762
1906.786
1920.794
1977.861
ETD-MS/MS Scan:22381, Noise threshold:0.8
Relative Intensity (%)
138.055(HexNAc − 2H2O − CH2O)
204.087(HexNAc)
222.653
366.141(HexNAc + Hex)
407.168
415.129
512.200(HexNAc(1)Hex(1)Fuc(1)_1)
571.878
640.213
766.289
790.213
959.570
982.181
1508.628
M+2H
1853.960
m/z

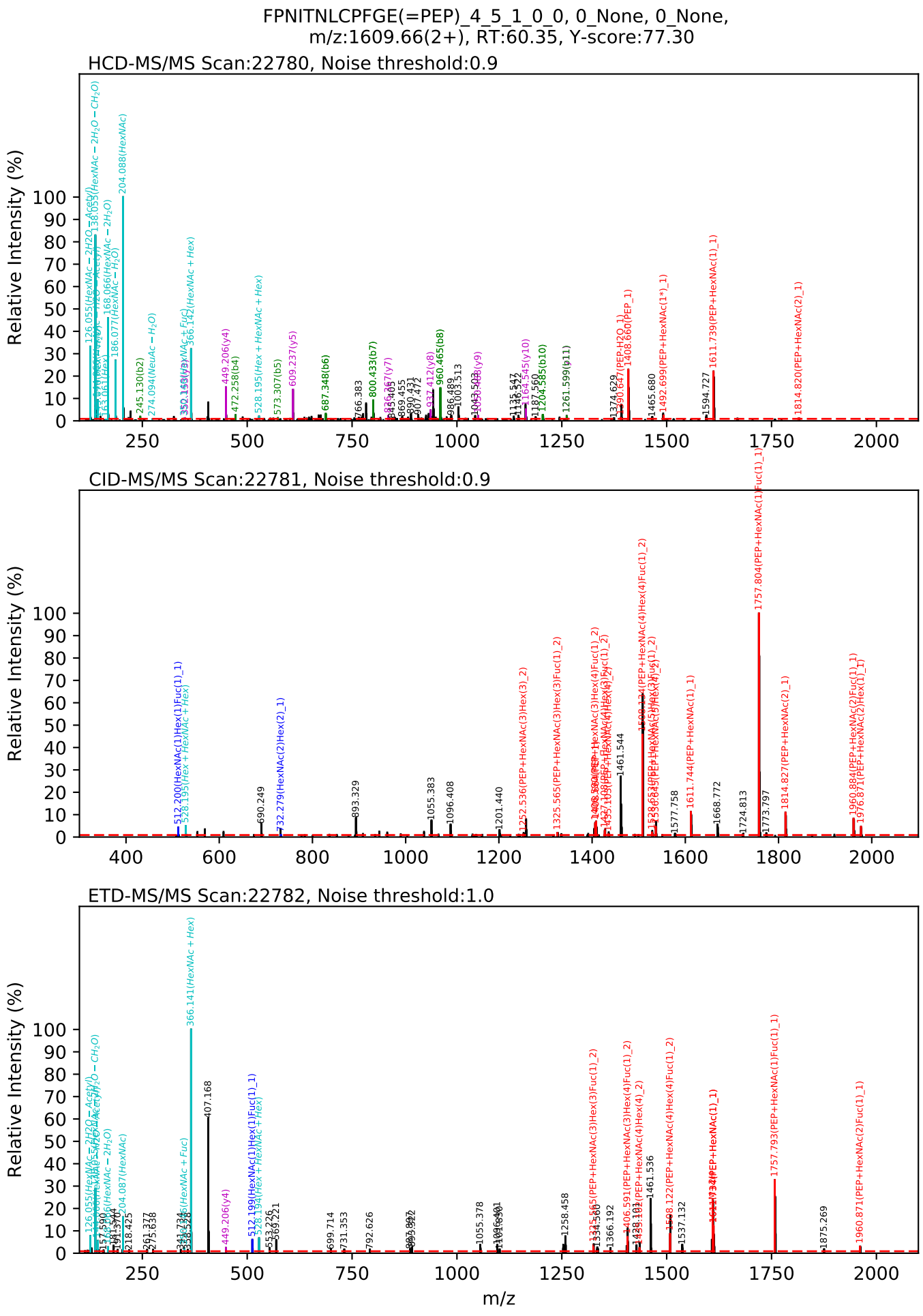
FPNITNLCPFGE(=PEP)_4_5_1_0_0, 0_None, 0_None,
m/z:1609.66(2+), RT:60.35, Y-score:77.30
HCD-MS/MS Scan:22780, Noise threshold:0.9
CID-MS/MS Scan:22781, Noise threshold:0.9
ETD-MS/MS Scan:22782, Noise threshold:1.0
Relative Intensity (%)
m/z

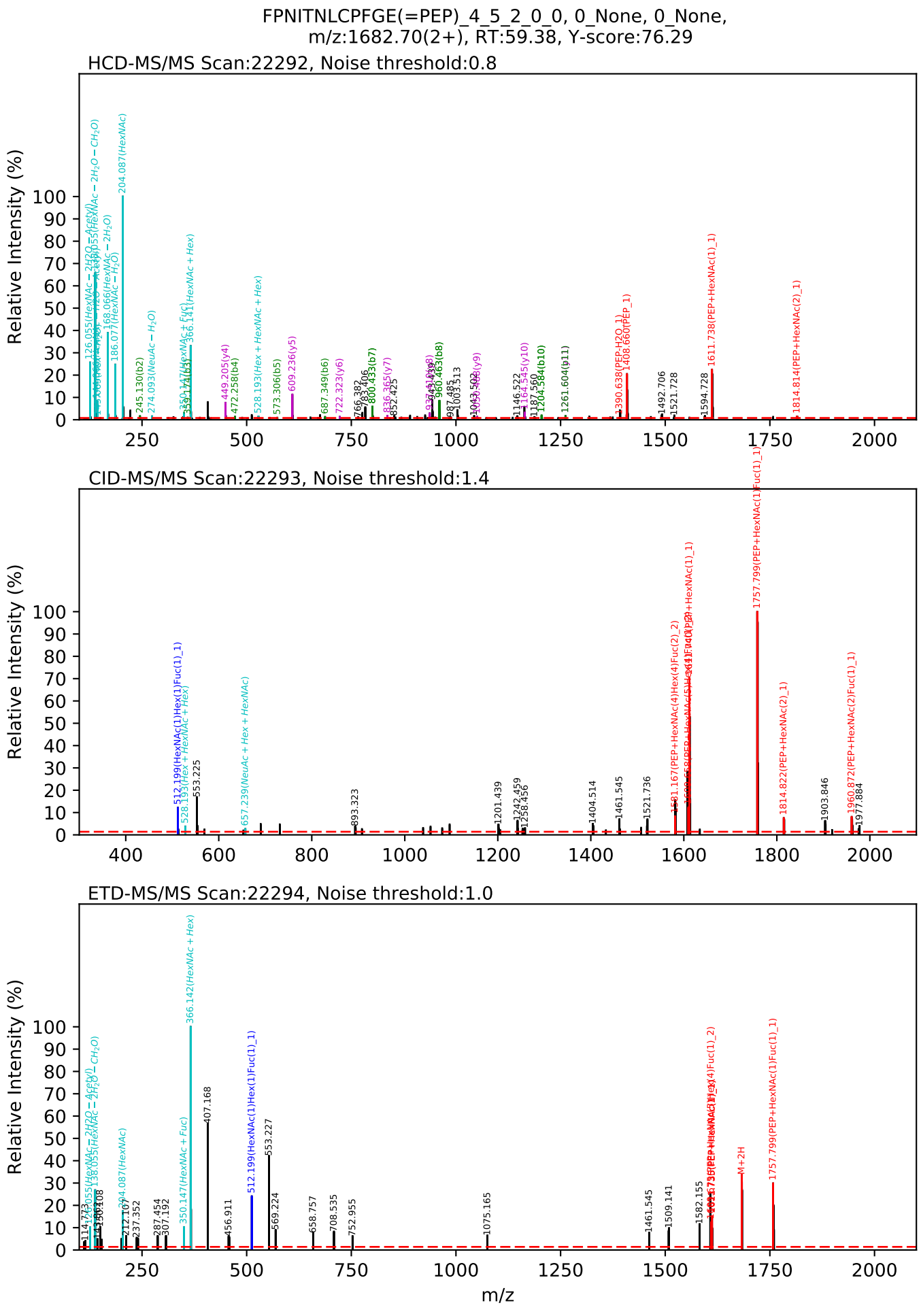
FPNITNLCPFGE(=PEP)_4_5_2_0_0, 0_None, 0_None,
m/z:1682.70(2+), RT:59.38, Y-score:76.29
HCD-MS/MS Scan:22292, Noise threshold:0.8
CID-MS/MS Scan:22293, Noise threshold:1.4
ETD-MS/MS Scan:22294, Noise threshold:1.0
Relative Intensity (%)
m/z

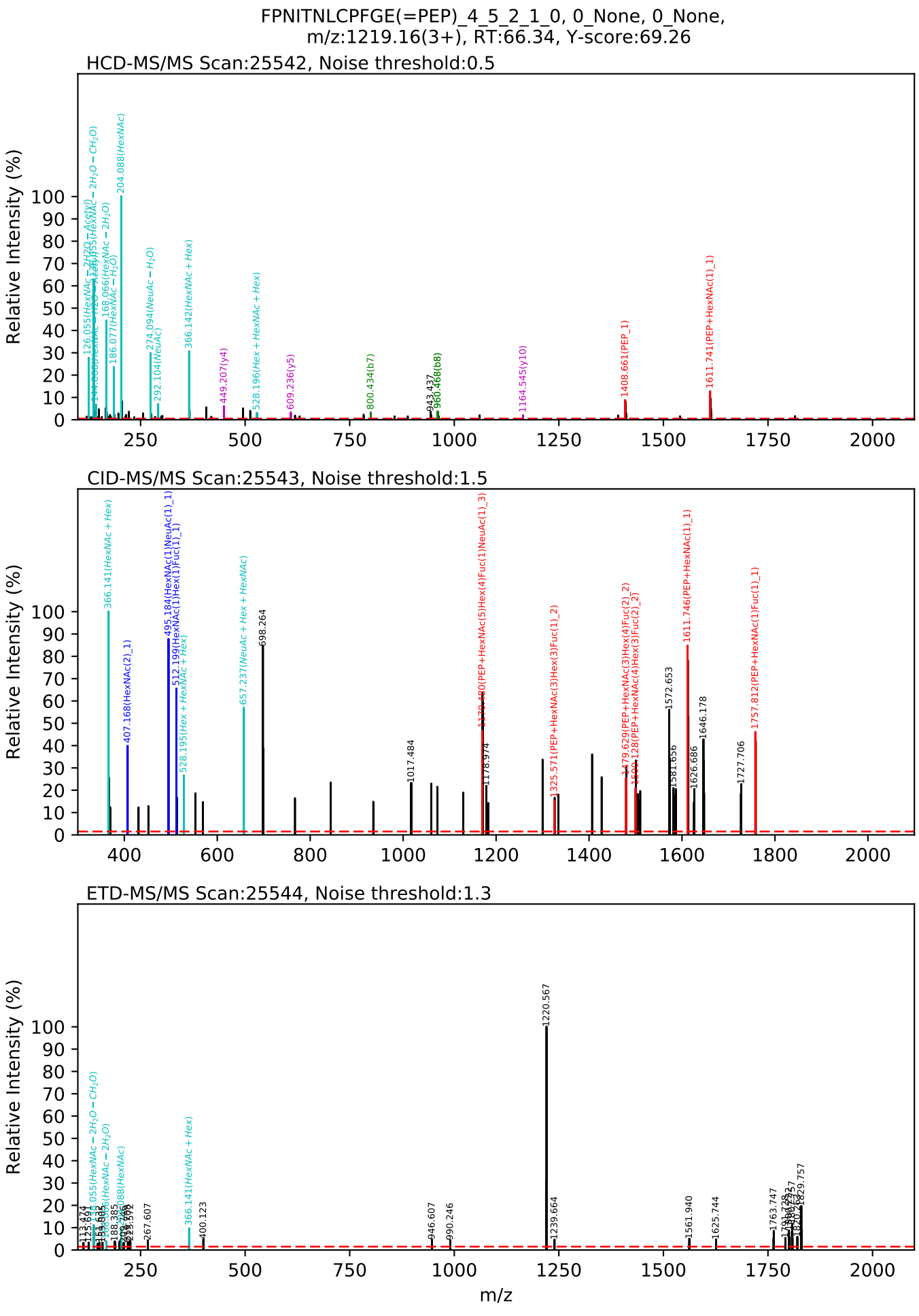
FPNITNLCPFGE(=PEP)_4_5_2_1_0, 0_None, 0_None,
m/z:1219.16(3+), RT:66.34, Y-score:69.26
HCD-MS/MS Scan:25542, Noise threshold:0.5
Relative Intensity (%)
126.055(HexNAc − 2H2O − CH2O)
144.066(HexNAc − H2O)
168.066(HexNAc − 2H2O)
186.077(HexNAc − H2O)
204.088(HexNAc)
274.094(NeuAc − H2O)
292.104(NeuAc)
366.142(HexNAc + Hex)
449.207(y4)
528.196(Hex + HexNAc + Hex)
609.236(y5)
800.434(b7)
943.437
960.468(b8)
1164.545(y10)
1408.661(PEP_1)
1611.741(PEP+HexNAc(1)_1)
CID-MS/MS Scan:25543, Noise threshold:1.5
Relative Intensity (%)
366.141(HexNAc + Hex)
407.168(HexNAc(2)_1)
495.184(HexNAc(1)NeuAc(1)_1)
512.199(HexNAc(1)Hex(1)Fuc(1)_1)
528.195(Hex + HexNAc + Hex)
657.237(NeuAc + Hex + HexNAc)
698.264
1017.484
1178.974
1325.571(PEP+HexNAc(3)Hex(3)Fuc(1)_2)
1572.653
1581.656
1626.686
1646.178
1727.706
1757.812(PEP+HexNAc(1)Fuc(1)_1)
ETD-MS/MS Scan:25544, Noise threshold:1.3
Relative Intensity (%)
126.055(HexNAc − 2H2O − CH2O)
204.088(HexNAc)
267.607
366.141(HexNAc + Hex)
400.123
946.607
990.246
1220.567
1239.664
1561.940
1625.744
1763.747
1829.757
m/z

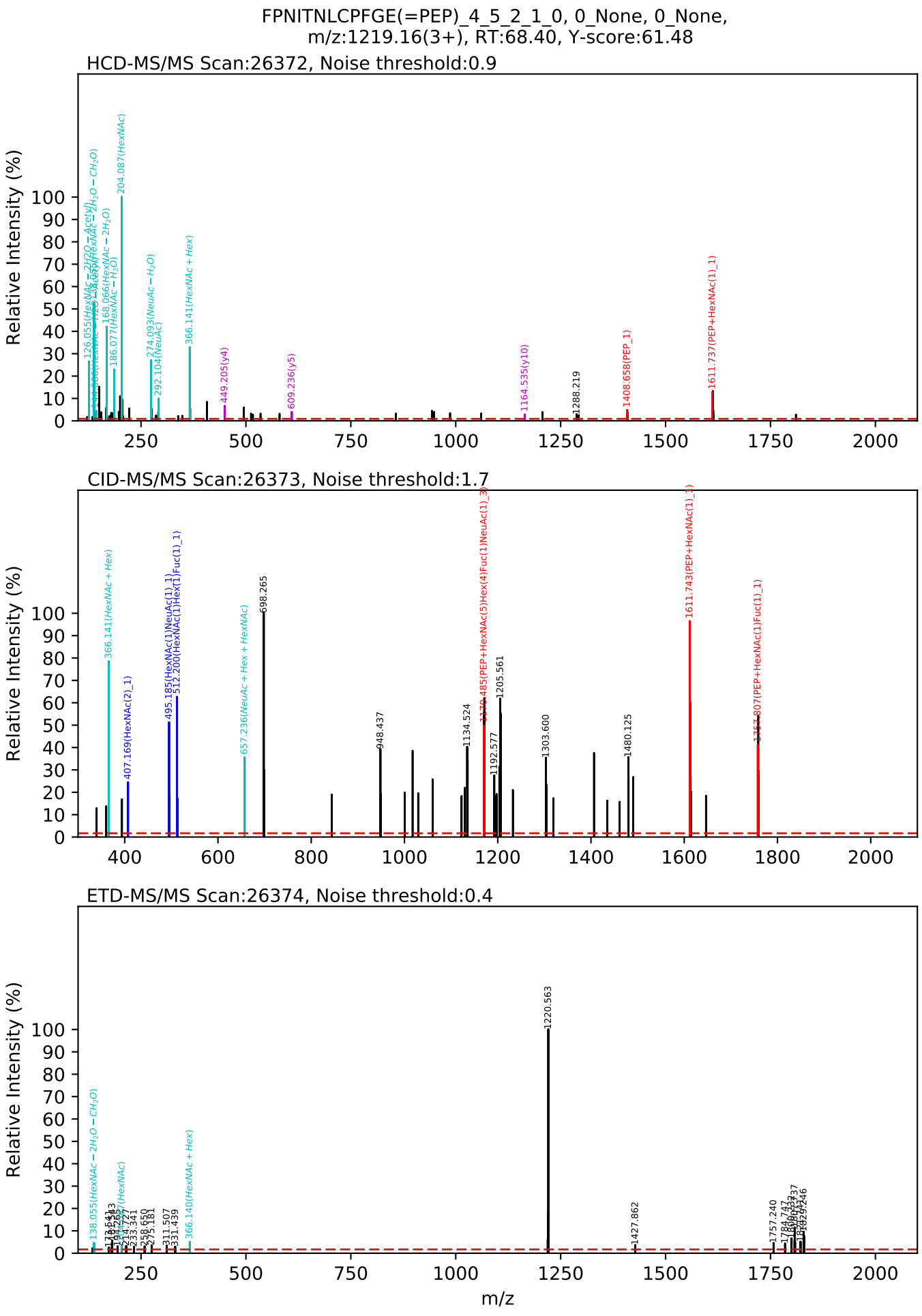
FPNITNLCPFGE(=PEP)_4_5_2_1_0, 0_None, 0_None,
m/z:1219.16(3+), RT:68.40, Y-score:61.48
HCD-MS/MS Scan:26372, Noise threshold:0.9
Relative Intensity (%)
204.087(HexNAc)
366.141(HexNAc + Hex)
274.093(NeuAc − H2O)
292.104(NeuAc)
186.077(HexNAc − 2H2O)
168.066(HexNAc − 2H2O)
449.205(y4)
609.236(y5)
1164.535(y10)
1288.219
1408.658(PEP_1)
1611.737(PEP+HexNAc(1)_1)
CID-MS/MS Scan:26373, Noise threshold:1.7
Relative Intensity (%)
366.141(HexNAc + Hex)
407.169(HexNAc(2)_1)
495.185(HexNAc(1)NeuAc(1)_1)
512.200(HexNAc(1)Hex(1)Fuc(1)_1)
657.236(NeuAc + Hex + HexNAc)
698.265
948.437
1134.524
1170.485(PEP+HexNAc(5)Hex(4)Fuc(1)NeuAc(1)_3)
1192.577
1205.561
1303.600
1480.125
1611.743(PEP+HexNAc(1)_1)
1757.807(PEP+HexNAc(1)Fuc(1)_1)
ETD-MS/MS Scan:26374, Noise threshold:0.4
Relative Intensity (%)
138.055(HexNAc − 2H2O − CH2O)
204.087(HexNAc)
366.140(HexNAc + Hex)
1220.563
1427.862
1757.240
m/z

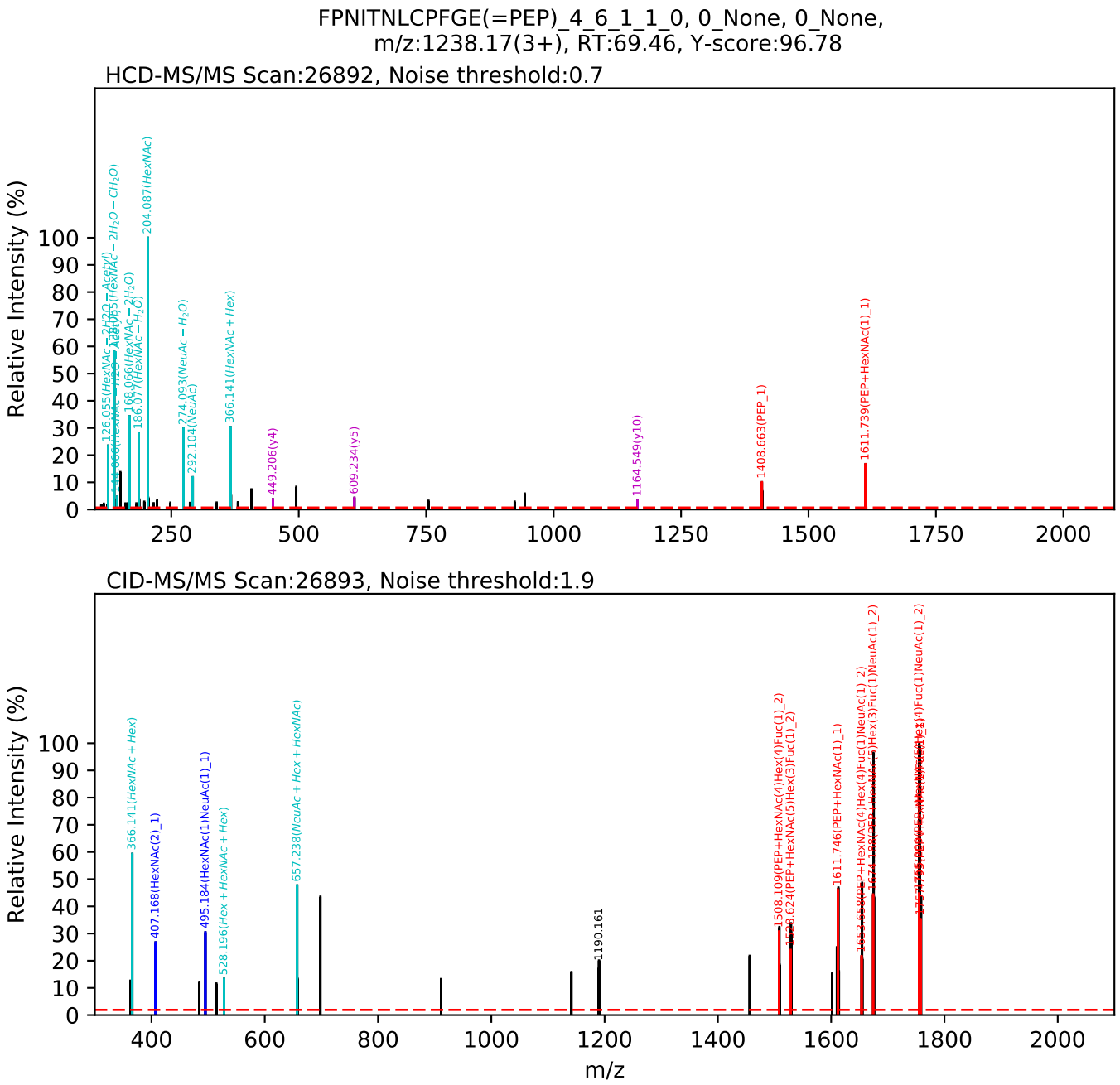
FPNITNLCPFGE(=PEP)_4_6_1_1_0, 0_None, 0_None,
m/z:1238.17(3+), RT:69.46, Y-score:96.78
HCD-MS/MS Scan:26892, Noise threshold:0.7
Relative Intensity (%)
204.087(HexNAc)
274.093(NeuAc − H2O)
292.104(NeuAc)
366.141(HexNAc + Hex)
449.206(y4)
609.234(y5)
1164.549(y10)
1408.663(PEP_1)
1611.739(PEP+HexNAc(1)_1)
CID-MS/MS Scan:26893, Noise threshold:1.9
Relative Intensity (%)
366.141(HexNAc + Hex)
407.168(HexNAc(2)_1)
495.184(HexNAc(1)NeuAc(1)_1)
528.196(Hex + HexNAc + Hex)
657.238(NeuAc + Hex + HexNAc)
1190.161
1508.109(PEP+HexNAc(4)Hex(4)Fuc(1)_2)
1611.746(PEP+HexNAc(1)_1)
m/z

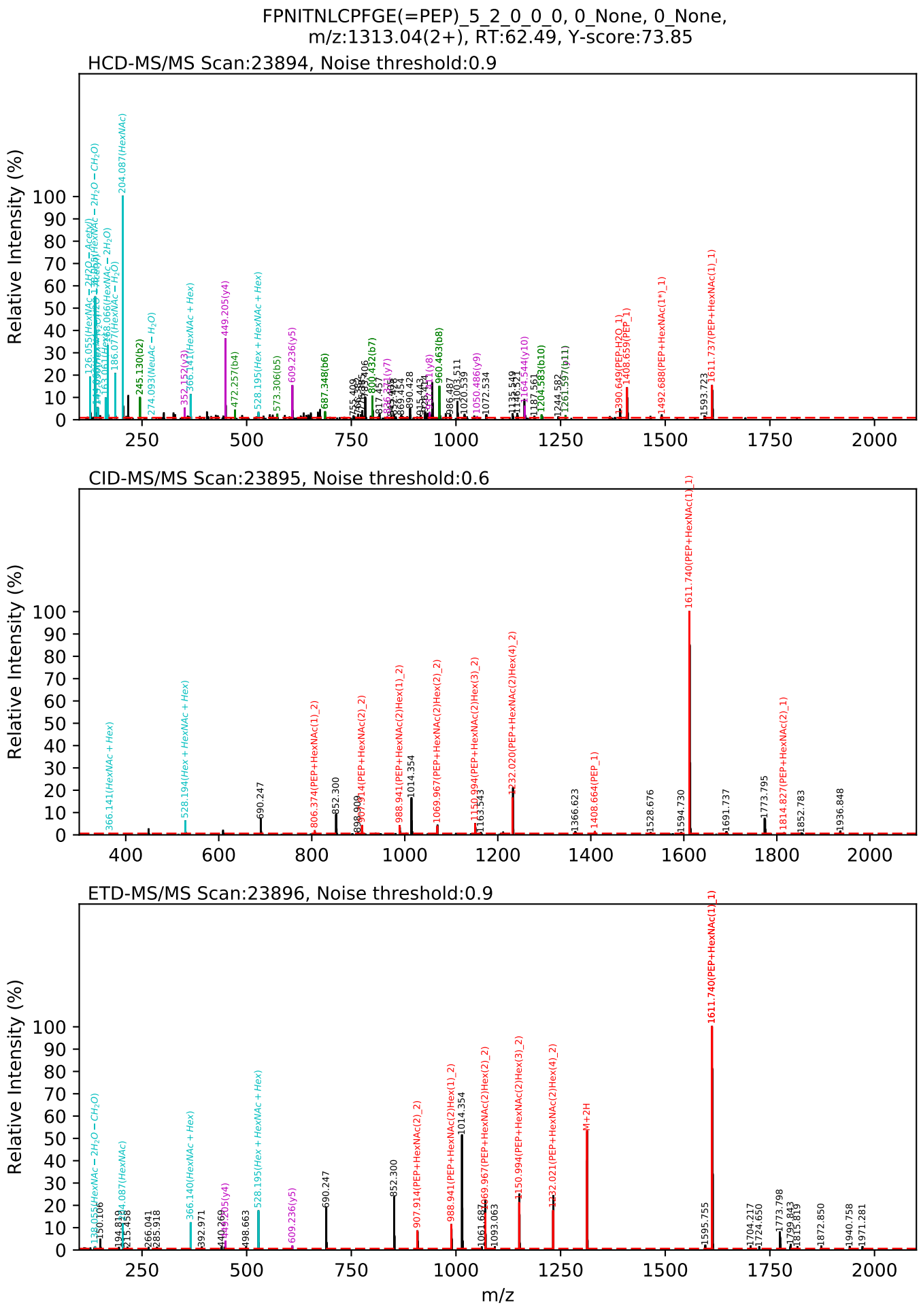
FPNITNLCPFGE(=PEP)_5_2_0_0_0_0, 0_None, 0_None,
m/z:1313.04(2+), RT:62.49, Y-score:73.85
HCD-MS/MS Scan:23894, Noise threshold:0.9
Relative Intensity (%)
204.087(HexNAc)
245.130(b2)
274.093(NeuAc − H2O)
352.152(y3)
366.141(HexNAc + Hex)
449.205(y4)
472.257(b4)
528.195(Hex + HexNAc + Hex)
573.306(b5)
609.236(y5)
687.348(b6)
960.463(b8)
1050.486(y9)
1408.659(PEP_1)
1492.688(PEP+HexNAc(1*)_1)
1611.737(PEP+HexNAc(1)_1)
CID-MS/MS Scan:23895, Noise threshold:0.6
Relative Intensity (%)
366.141(HexNAc + Hex)
528.194(Hex + HexNAc + Hex)
690.247
806.374(PEP+HexNAc(1)_2)
852.300
907.914(PEP+HexNAc(2)_2)
988.941(PEP+HexNAc(2)Hex(1)_2)
1014.354
1069.967(PEP+HexNAc(2)Hex(2)_2)
1150.994(PEP+HexNAc(2)Hex(3)_2)
1232.020(PEP+HexNAc(2)Hex(4)_2)
1408.664(PEP_1)
1611.740(PEP+HexNAc(1)_1)
1814.827(PEP+HexNAc(2)_1)
ETD-MS/MS Scan:23896, Noise threshold:0.9
Relative Intensity (%)
204.087(HexNAc)
366.140(HexNAc + Hex)
528.195(Hex + HexNAc + Hex)
609.236(y5)
690.247
852.300
907.914(PEP+HexNAc(2)_2)
988.941(PEP+HexNAc(2)Hex(1)_2)
1014.354
1150.994(PEP+HexNAc(2)Hex(3)_2)
1232.021(PEP+HexNAc(2)Hex(4)_2)
M+2H
1611.740(PEP+HexNAc(1)_1)
m/z

FPNITNLCPFGE(=PEP)_5_2_0_0_0, 0_None, 1_Hex_Phosphorylation,
m/z:1353.03(2+), RT:74.79, Y-score:68.57

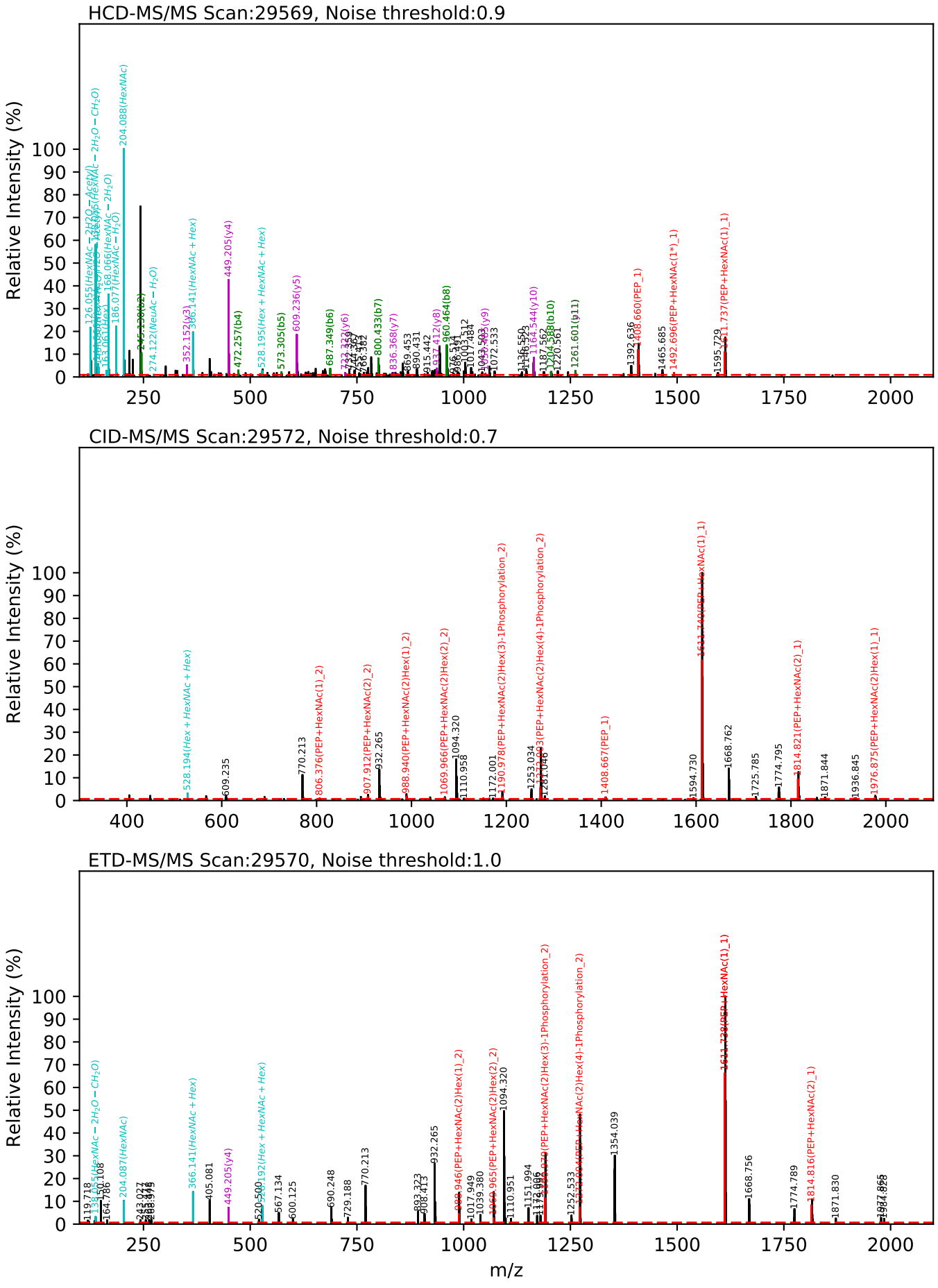

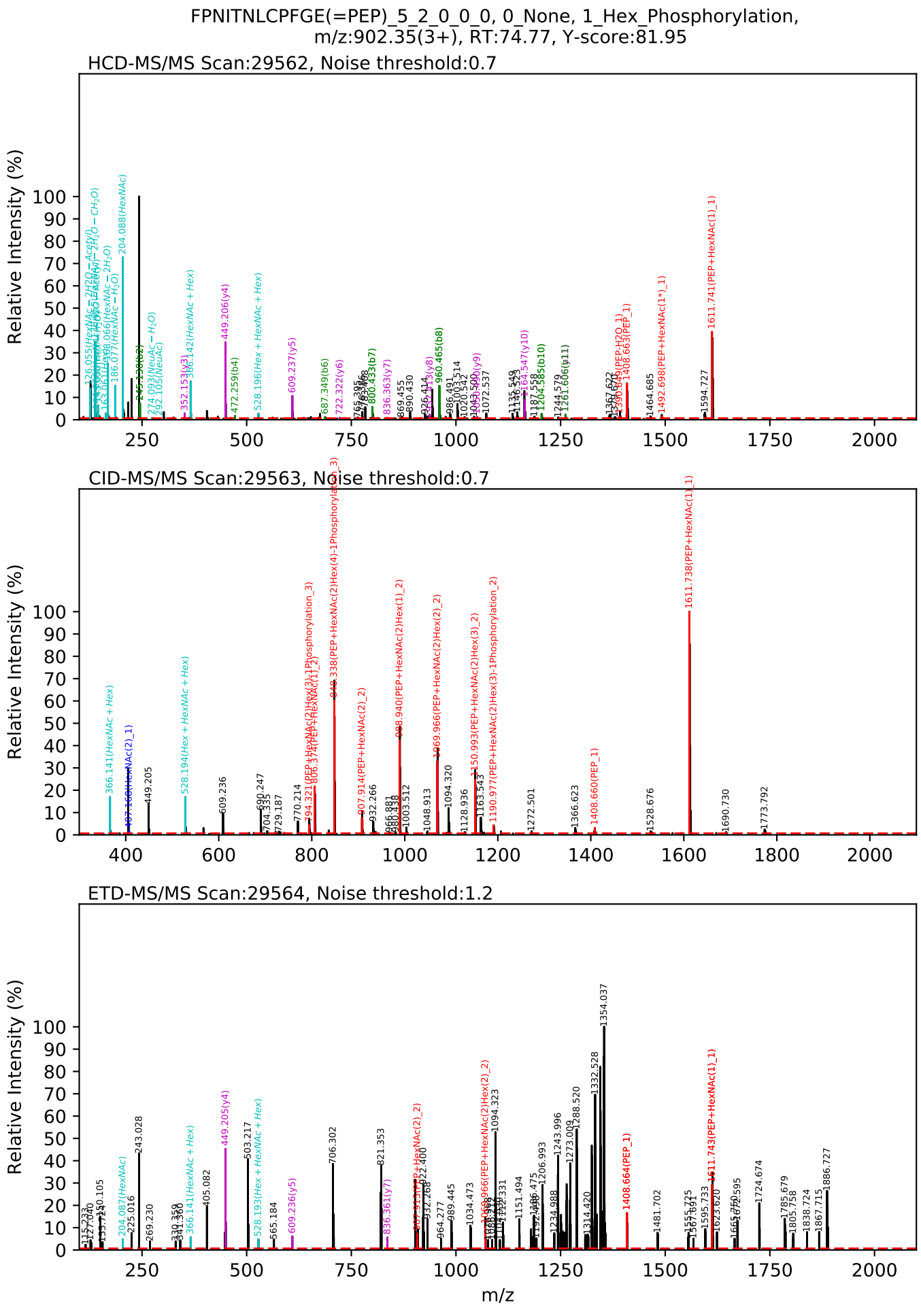
FPNITNLCPFGE(=PEP)_5_2_0_0_0, 0_None, 1_Hex_Phosphorylation,
m/z:902.35(3+), RT:74.77, Y-score:81.95
HCD-MS/MS Scan:29562, Noise threshold:0.7
CID-MS/MS Scan:29563, Noise threshold:0.7
ETD-MS/MS Scan:29564, Noise threshold:1.2
Relative Intensity (%)
m/z

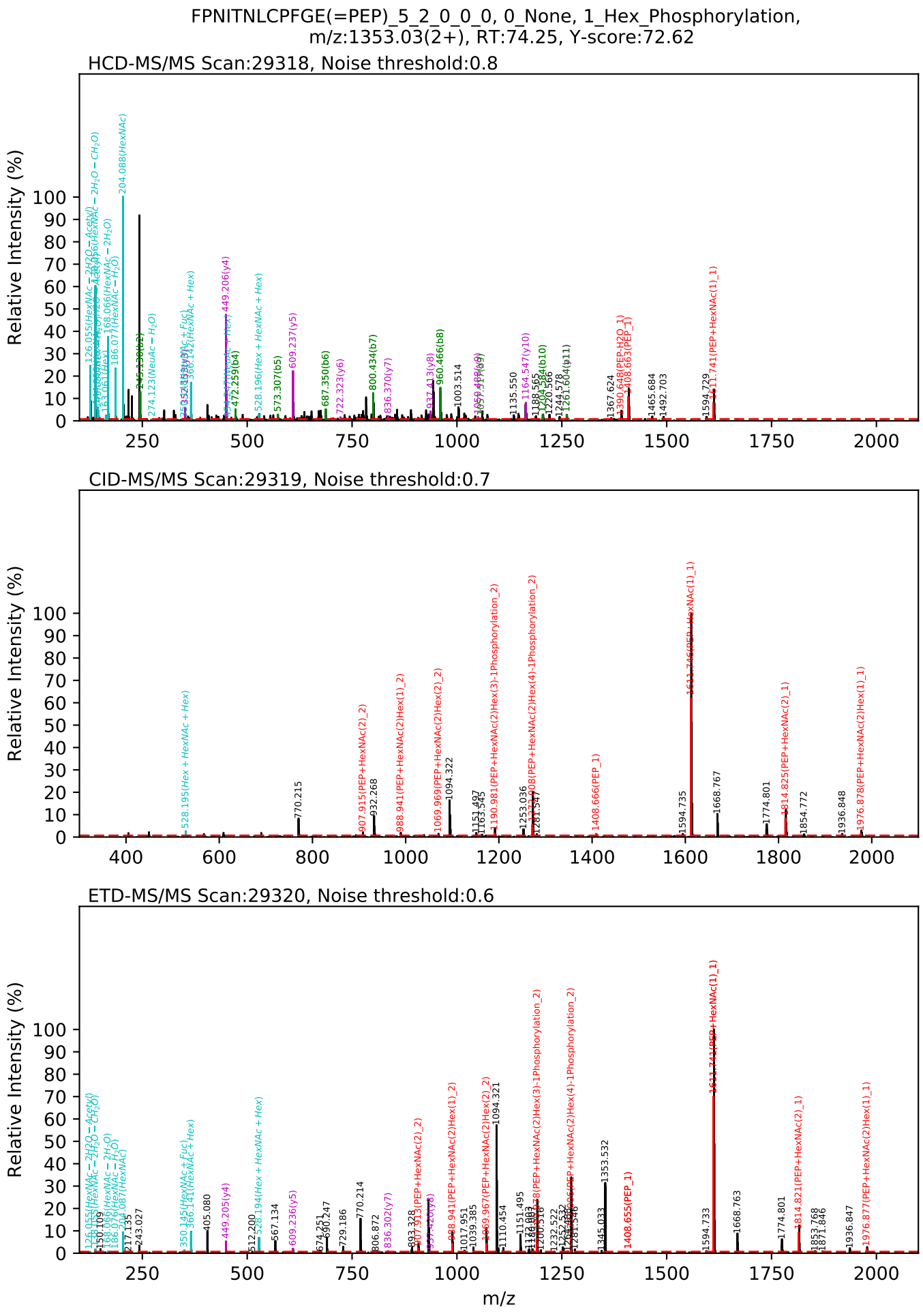
FPNITNLCPFGE(=PEP)_5_2_0_0_0, 0_None, 1_Hex_Phosphorylation,
m/z:1353.03(2+), RT:74.25, Y-score:72.62
HCD-MS/MS Scan:29318, Noise threshold:0.8
CID-MS/MS Scan:29319, Noise threshold:0.7
ETD-MS/MS Scan:29320, Noise threshold:0.6
Relative Intensity (%)
m/z

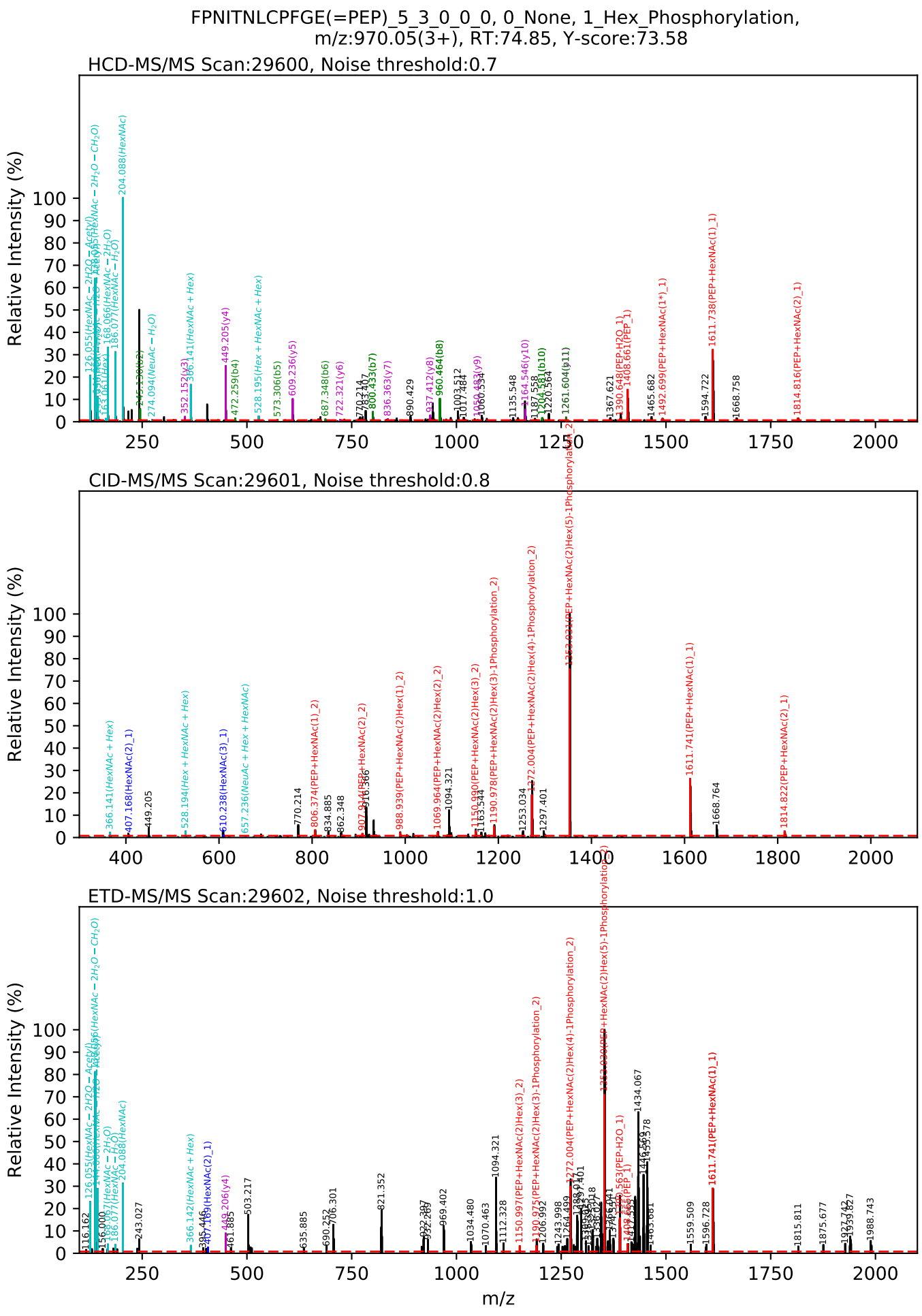
FPNITNLCPFGE(=PEP)_5_3_0_0_0, 0_None, 1_Hex_Phosphorylation,
m/z:970.05(3+), RT:74.85, Y-score:73.58
HCD-MS/MS Scan:29600, Noise threshold:0.7
CID-MS/MS Scan:29601, Noise threshold:0.8
ETD-MS/MS Scan:29602, Noise threshold:1.0
Relative Intensity (%)
m/z

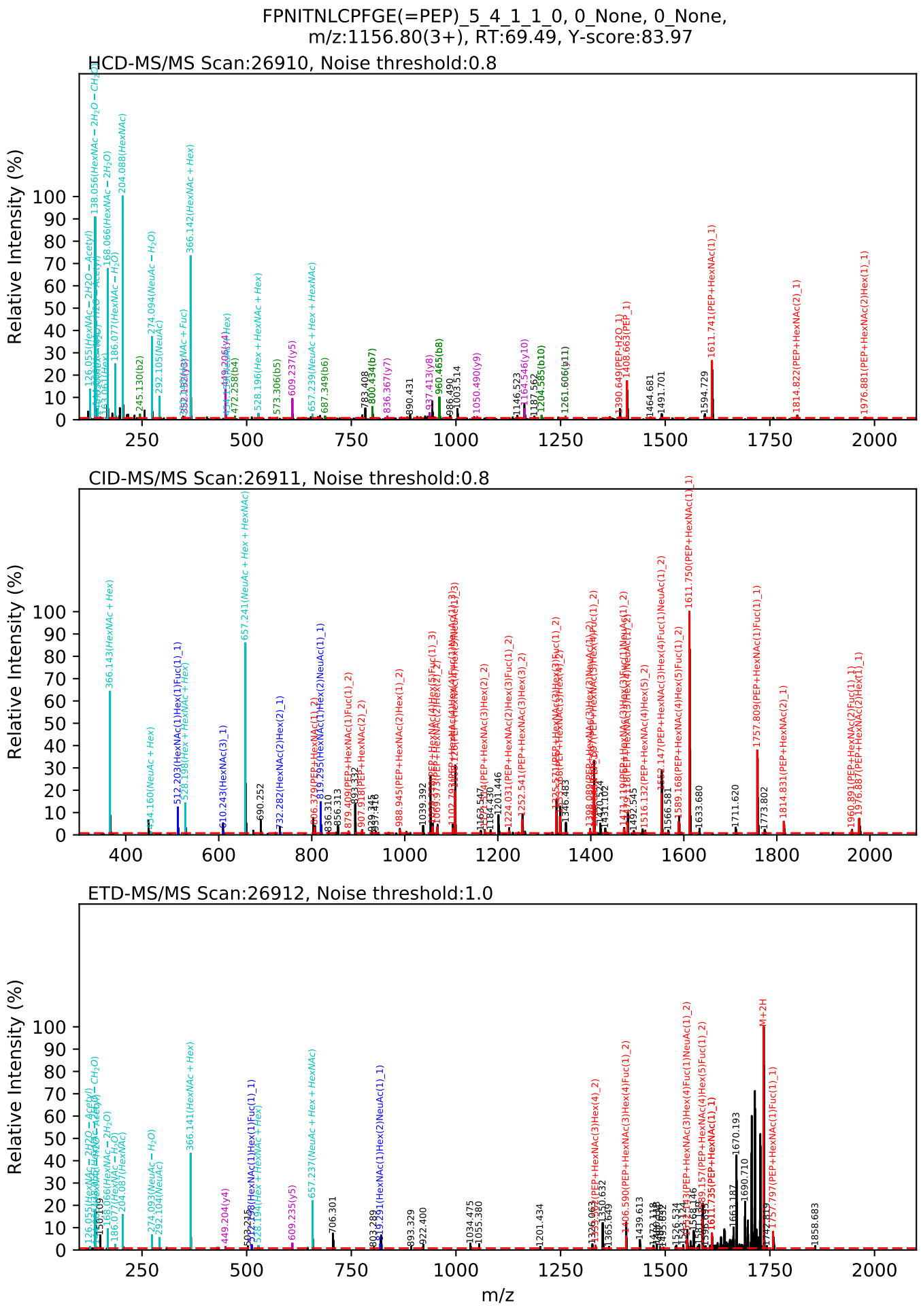
FPNITNLCPFGE(=PEP)_5_4_1_1_1_0, 0_None, 0_None,
m/z:1156.80(3+), RT:69.49, Y-score:83.97
HCD-MS/MS Scan:26910, Noise threshold:0.8
CID-MS/MS Scan:26911, Noise threshold:0.8
ETD-MS/MS Scan:26912, Noise threshold:1.0
Relative Intensity (%)
m/z

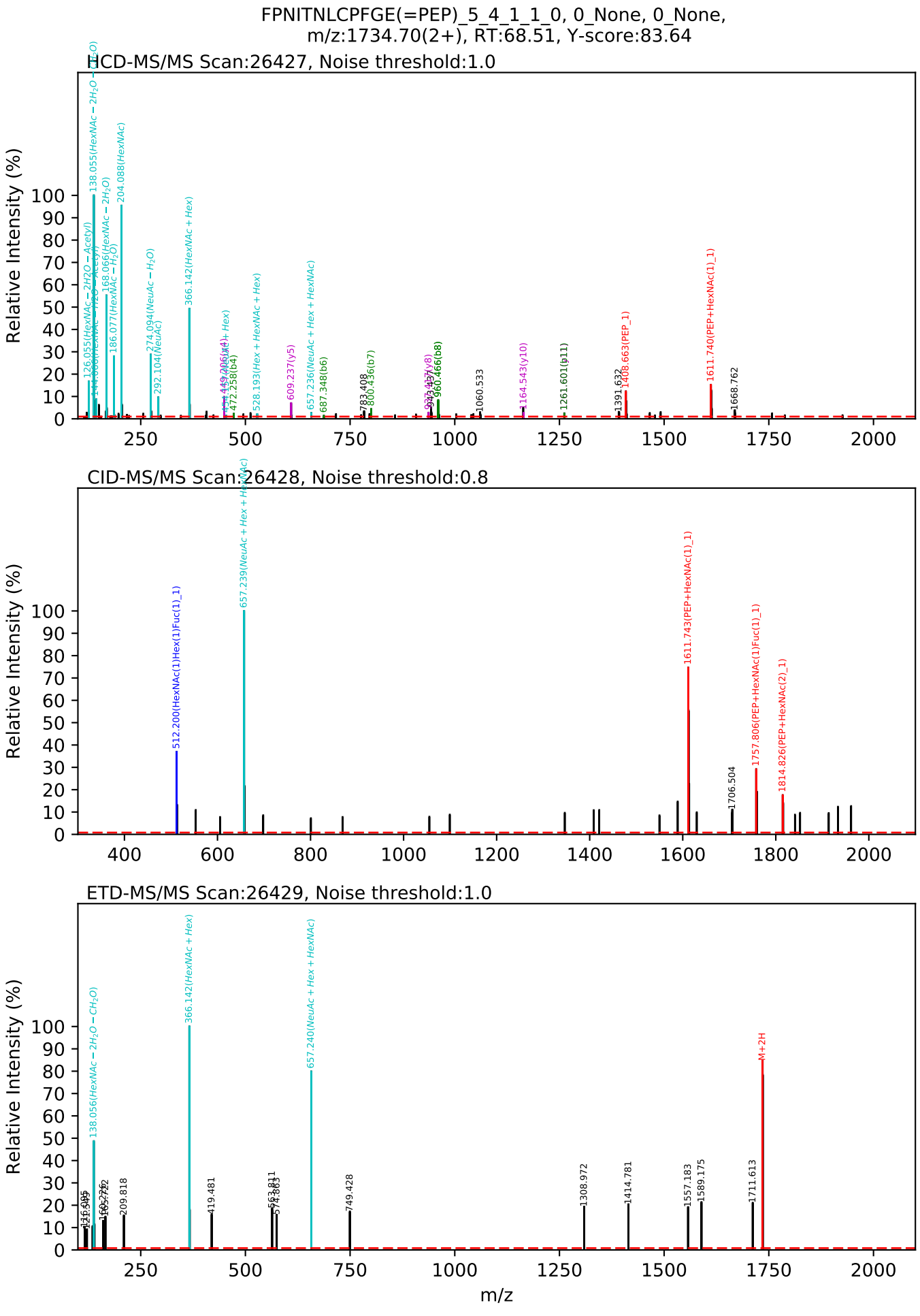
FPNITNLCPFGE(=PEP)_5_4_1_1_0, 0_None, 0_None,
m/z:1734.70(2+), RT:68.51, Y-score:83.64
HCD-MS/MS Scan:26427, Noise threshold:1.0
Relative Intensity (%)
126.055(HexNAc − 2H2O − Acetyl)
138.055(HexNAc − 2H2O − CH2O)
144.066(HexNAc − H2O − Acetyl)
168.066(HexNAc − 2H2O)
186.077(HexNAc − H2O)
204.088(HexNAc)
274.094(NeuAc − H2O)
292.104(NeuAc)
366.142(HexNAc + Hex)
449.206(y4)
472.258(b4)
528.193(Hex + HexNAc + Hex)
609.237(y5)
657.236(NeuAc + Hex + HexNAc)
687.348(b6)
783.408
800.436(b7)
946.437(y8)
960.466(b8)
1060.533
1164.543(y10)
1261.601(y11)
1391.632
1408.663(PEP_1)
1611.740(PEP+HexNAc(1)_1)
1668.762
m/z
CID-MS/MS Scan:26428, Noise threshold:0.8
Relative Intensity (%)
512.200(HexNAc(1)Hex(1)Fuc(1)_1)
657.239(NeuAc + Hex + HexNAc)
1611.743(PEP+HexNAc(1)_1)
1706.504
1757.806(PEP+HexNAc(1)Fuc(1)_1)
1814.826(PEP+HexNAc(2)_1)
m/z
ETD-MS/MS Scan:26429, Noise threshold:1.0
Relative Intensity (%)
138.056(HexNAc − 2H2O − CH2O)
366.142(HexNAc + Hex)
657.240(NeuAc + Hex + HexNAc)
M+2H
209.818
419.481
563.811
574.803
749.428
1308.972
1414.781
1557.183
1589.175
1711.613
m/z

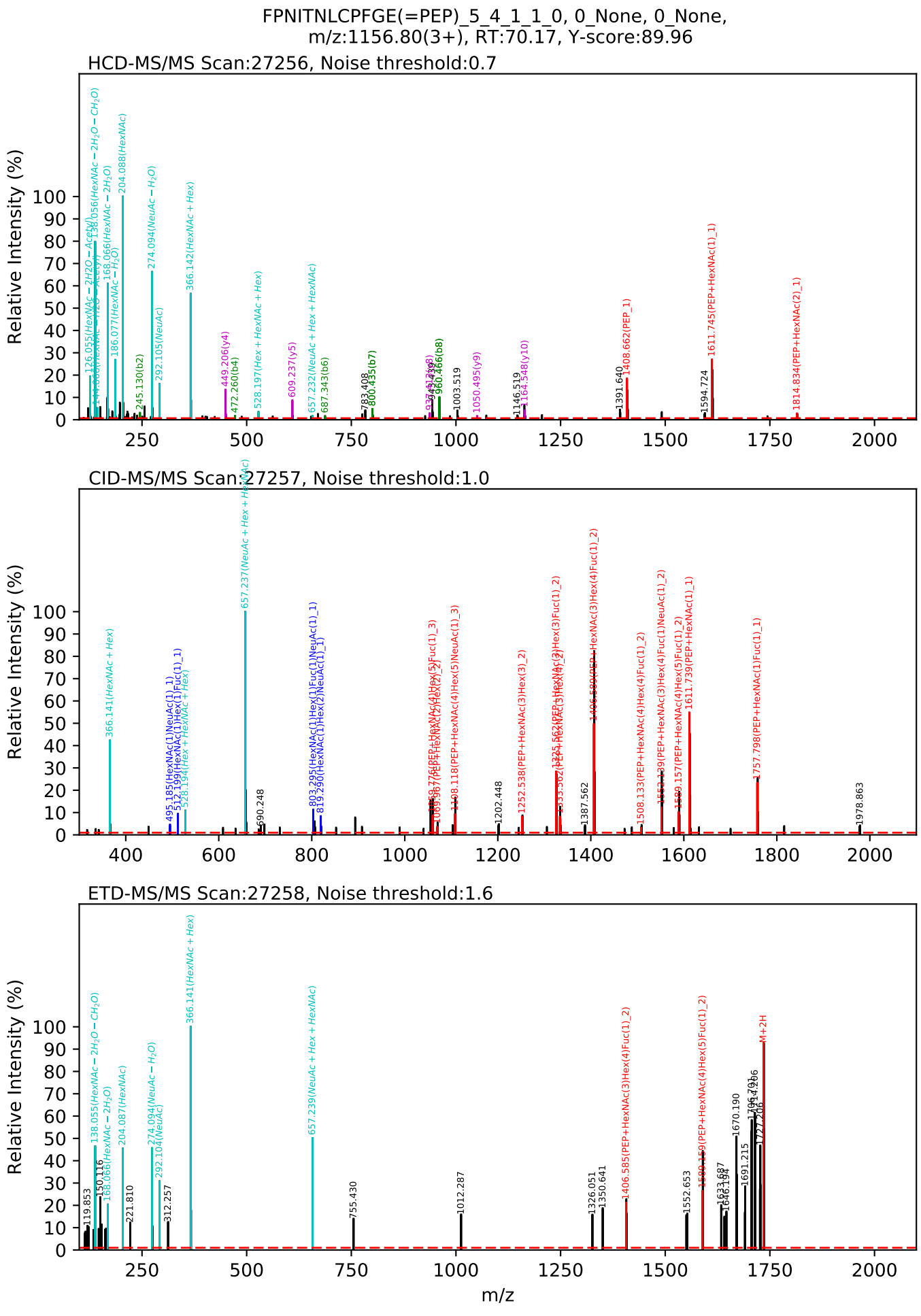
FPNITNLCPFGE(=PEP)_5_4_1_1_1_0, 0_None, 0_None,
m/z:1156.80(3+), RT:70.17, Y-score:89.96
HCD-MS/MS Scan:27256, Noise threshold:0.7
CID-MS/MS Scan:27257, Noise threshold:1.0
ETD-MS/MS Scan:27258, Noise threshold:1.6
Relative Intensity (%)
m/z

FPNITNLCPFGE(=PEP)_5_4_1_1_0, 0_None, 0_None,
m/z:1156.80(3+), RT:70.59, Y-score:69.94

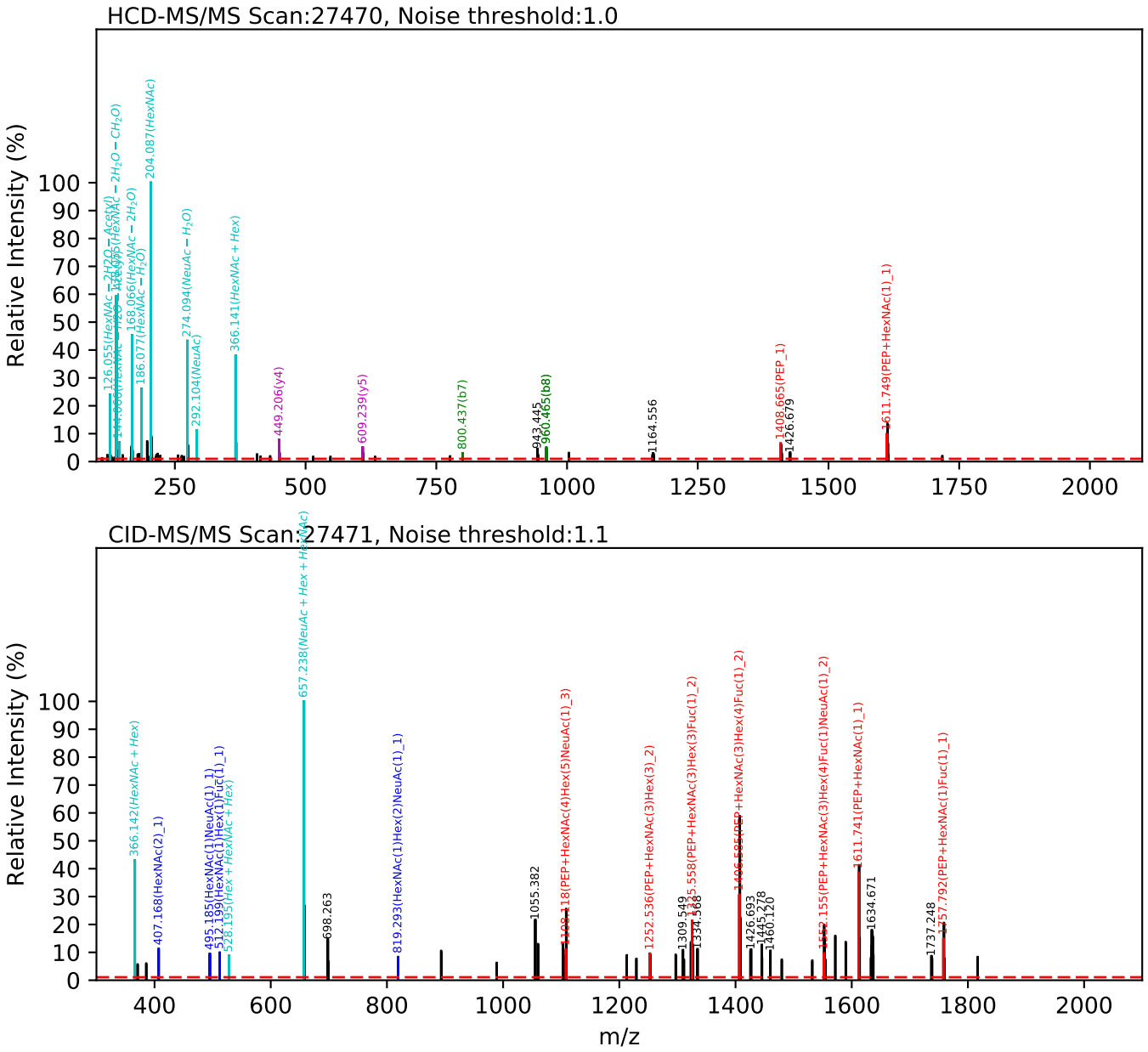

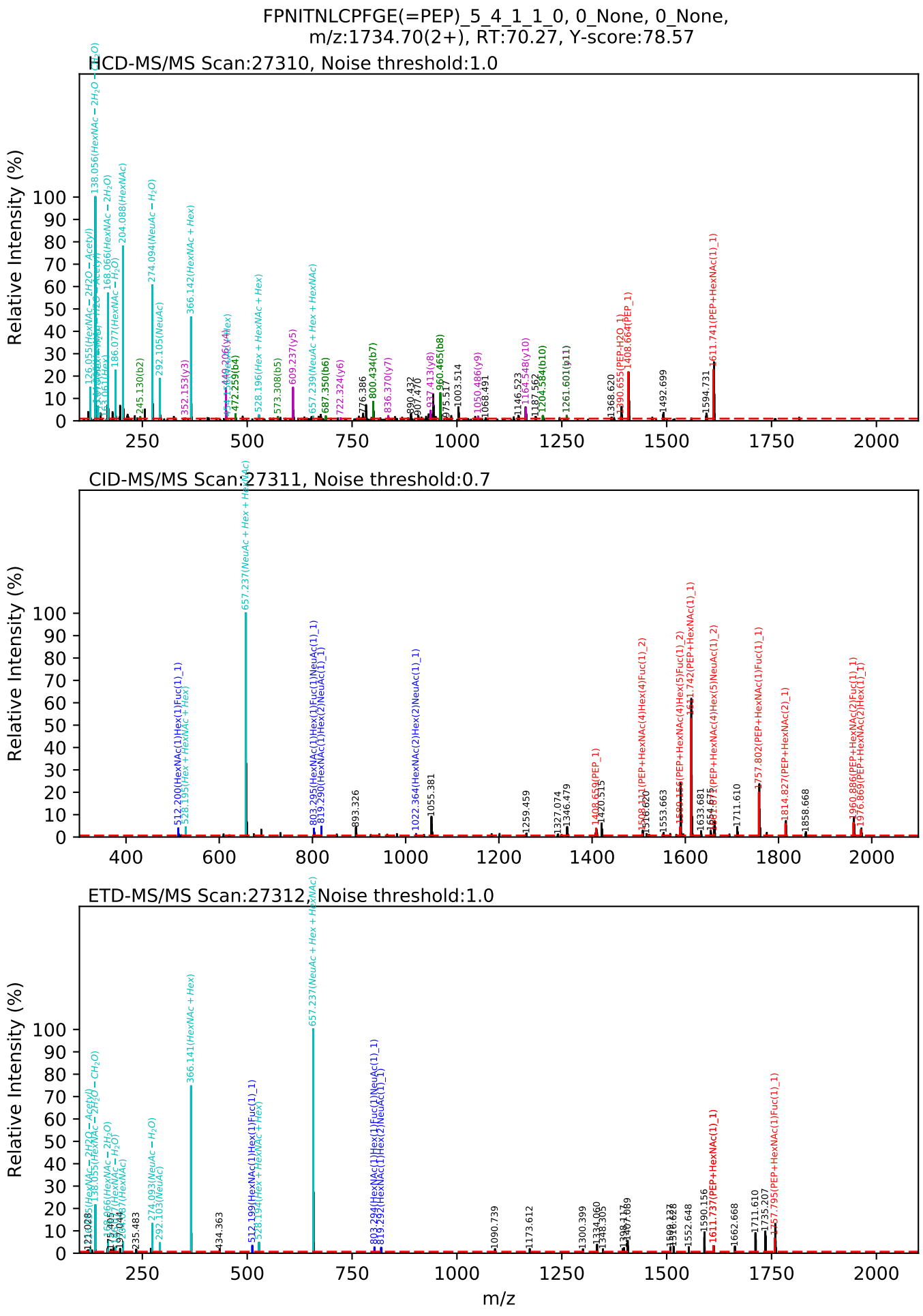
FPNITNLCPFGE(=PEP)_5_4_1_1_0, 0_None, 0_None,
m/z:1734.70(2+), RT:70.27, Y-score:78.57
HCD-MS/MS Scan:27310, Noise threshold:1.0
CID-MS/MS Scan:27311, Noise threshold:0.7
ETD-MS/MS Scan:27312, Noise threshold:1.0
Relative Intensity (%)
m/z

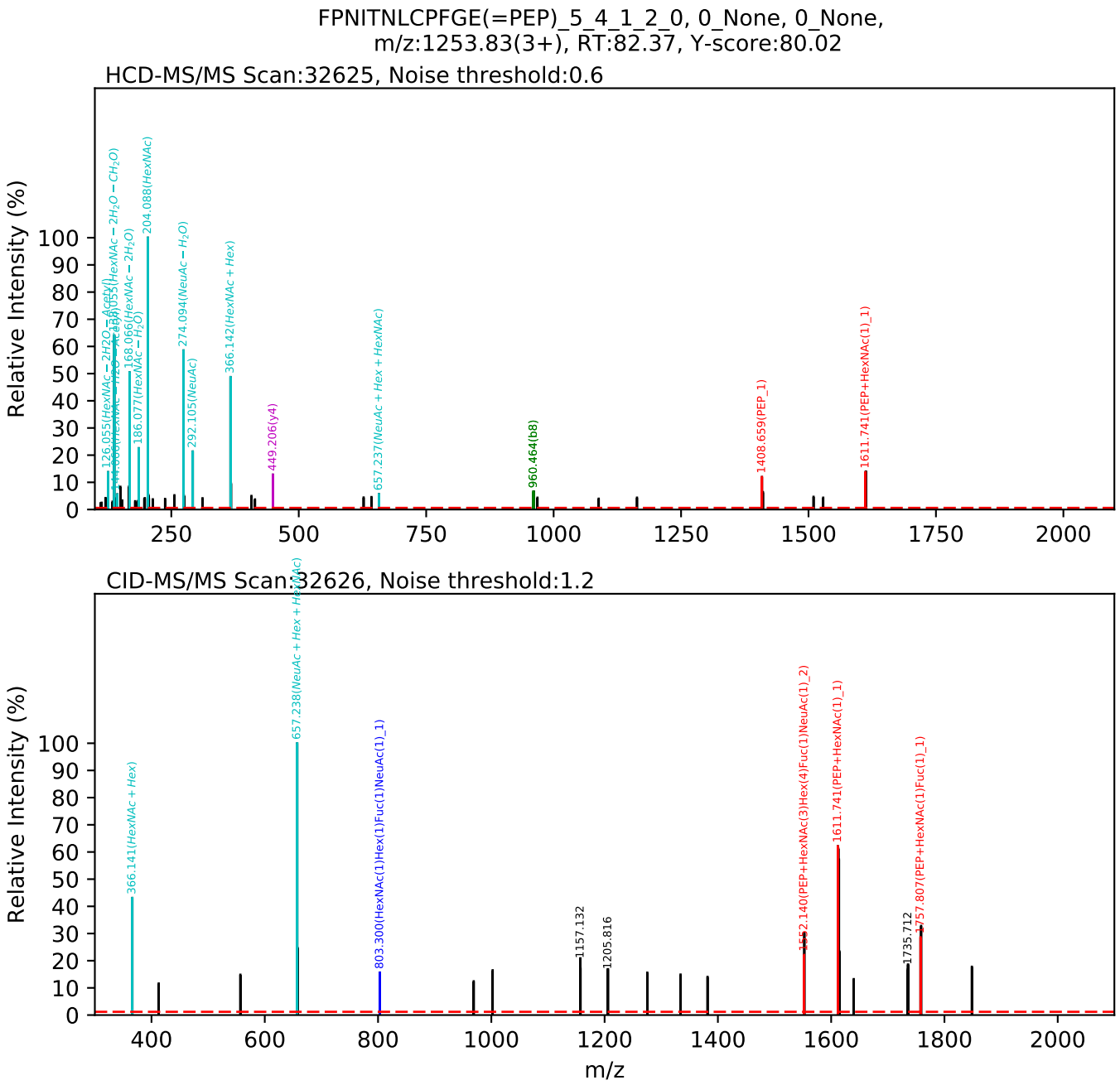
FPNITNLCPFGE(=PEP)_5_4_1_2_0, 0_None, 0_None,
m/z:1253.83(3+), RT:82.37, Y-score:80.02
HCD-MS/MS Scan:32625, Noise threshold:0.6
Relative Intensity (%)
204.088(HexNAc)
186.077(HexNAc − 2H2O)
168.066(HexNAc − H2O)
274.094(NeuAc − H2O)
292.105(NeuAc)
366.142(HexNAc + Hex)
449.206(y4)
657.237(NeuAc + Hex + HexNAc)
960.464(b8)
1408.659(PEP_1)
1611.741(PEP+HexNAc(1)_1)
CID-MS/MS Scan:32626, Noise threshold:1.2
Relative Intensity (%)
366.141(HexNAc + Hex)
657.238(NeuAc + Hex + HexNAc)
803.300(HexNAc(1)Hex(1)Fuc(1)NeuAc(1)_1)
1157.132
1205.816
1552.140(PEP+HexNAc(3)Hex(4)Fuc(1)NeuAc(1)_2)
1611.741(PEP+HexNAc(1)_1)
1735.712
1757.807(PEP+HexNAc(1)Fuc(1)_1)
m/z

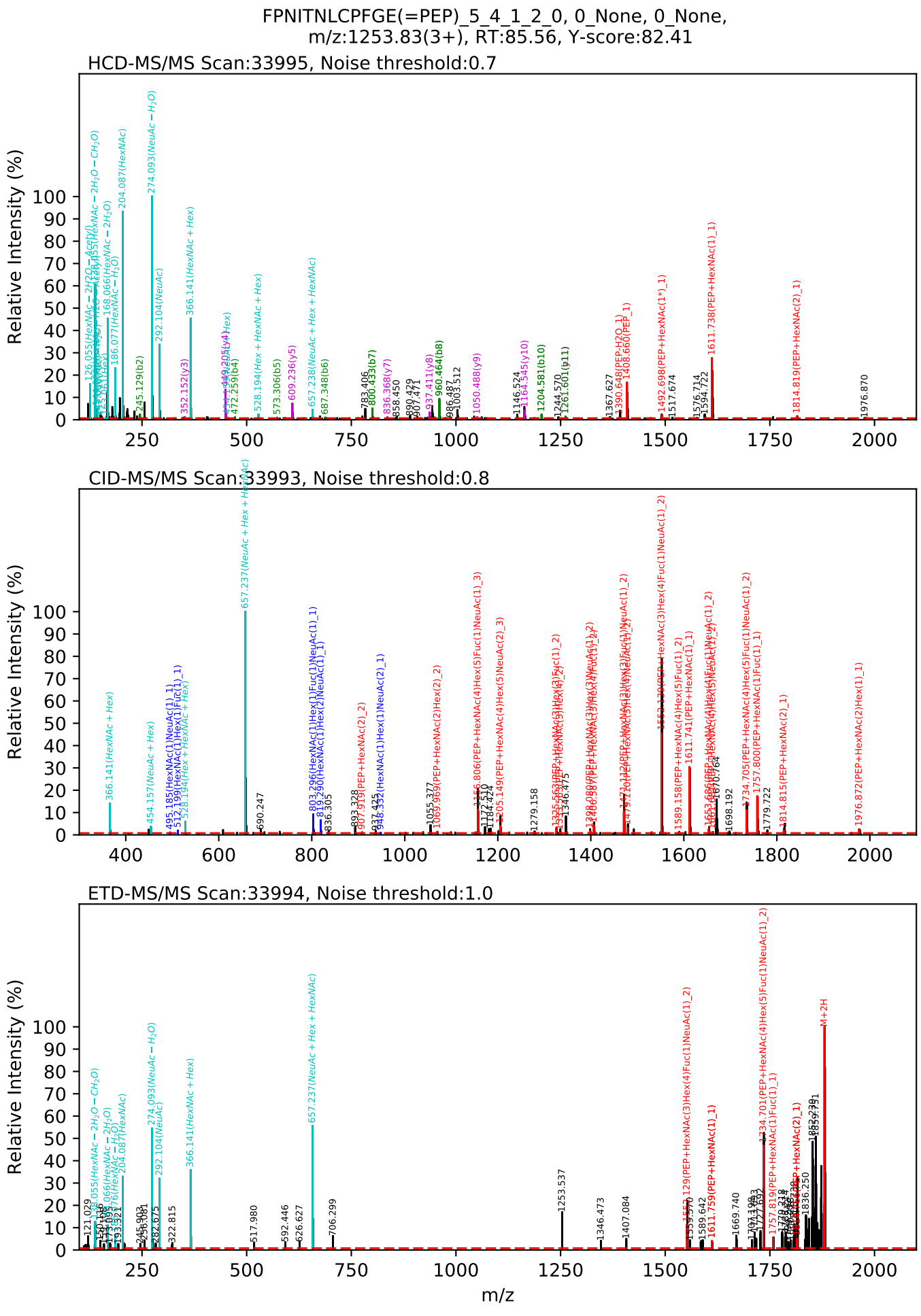
FPNITNLCPFGE(=PEP)_5_4_1_2_0, 0_None, 0_None,
m/z:1253.83(3+), RT:85.56, Y-score:82.41
HCD-MS/MS Scan:33995, Noise threshold:0.7
CID-MS/MS Scan:33993, Noise threshold:0.8
ETD-MS/MS Scan:33994, Noise threshold:1.0
Relative Intensity (%)
m/z

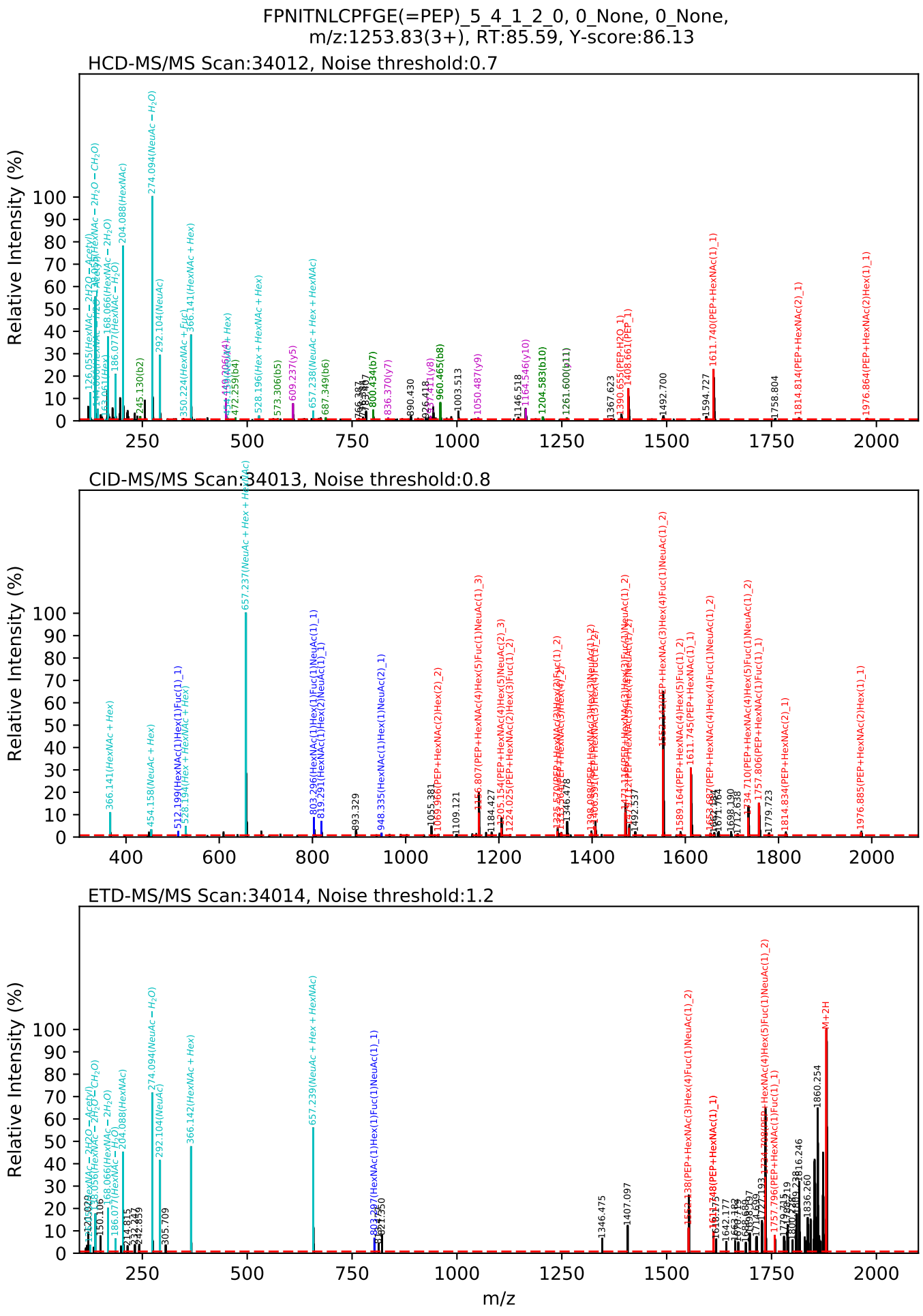
FPNITNLCPFGE(=PEP)_5_4_1_2_0, 0_None, 0_None,
m/z:1253.83(3+), RT:85.59, Y-score:86.13
HCD-MS/MS Scan:34012, Noise threshold:0.7
CID-MS/MS Scan:34013, Noise threshold:0.8
ETD-MS/MS Scan:34014, Noise threshold:1.2
Relative Intensity (%)
m/z
M+2H

FPNITNLCPFGE(=PEP)_5_4_1_2_0, 0_None, 0_None,
m/z:1253.83(3+), RT:86.14, Y-score:75.80

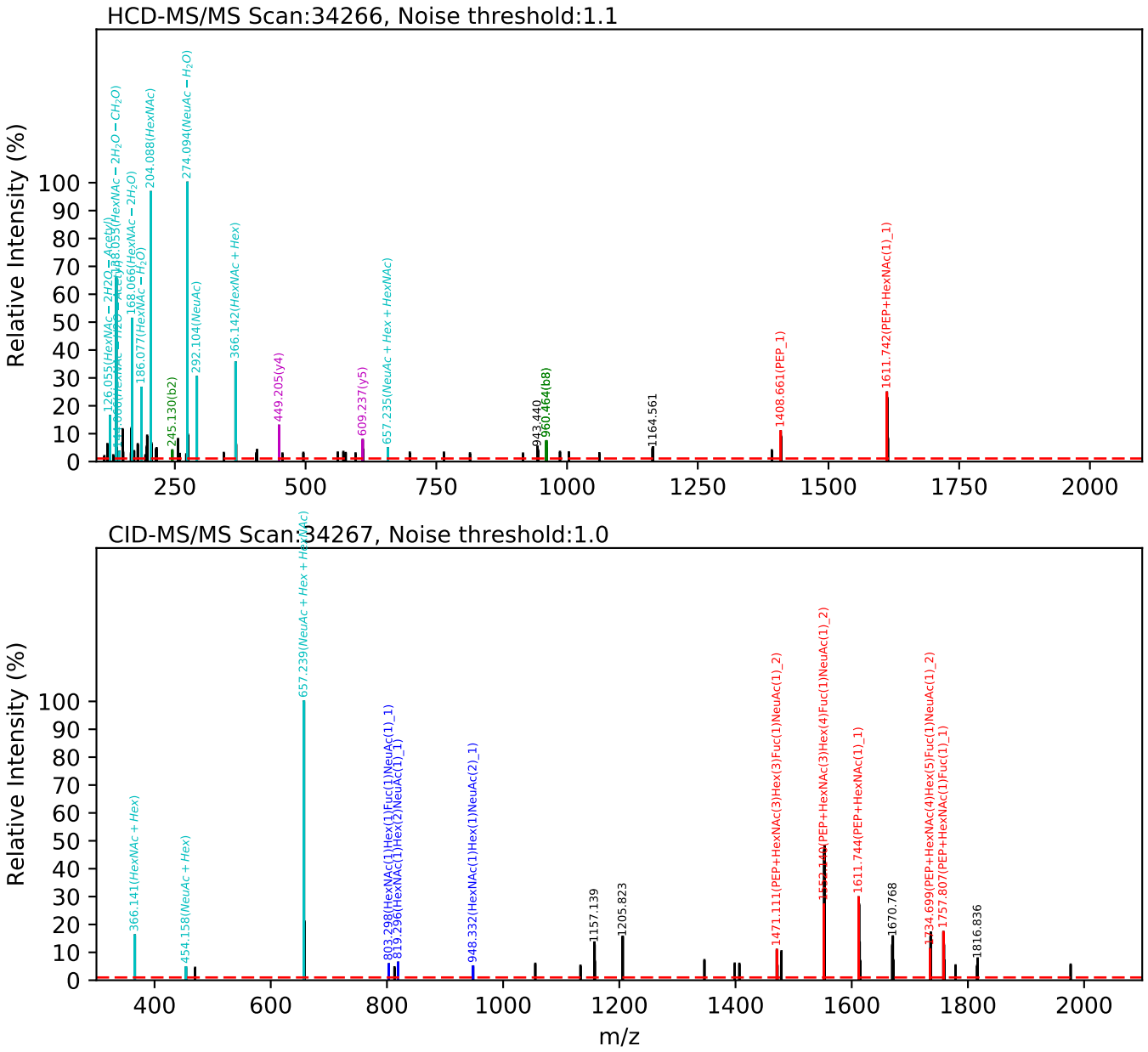

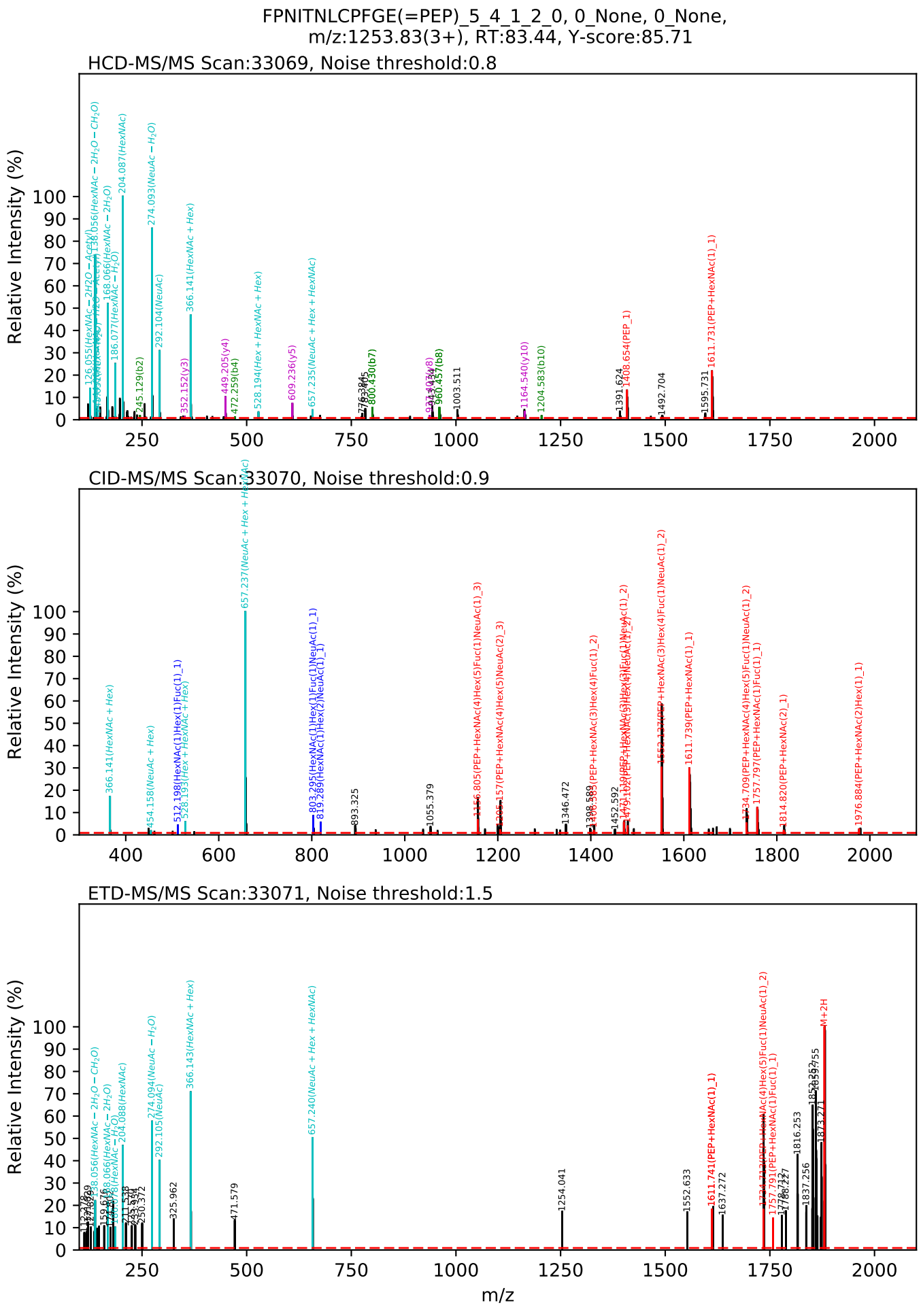
FPNITNLCPFGE(=PEP)_5_4_1_2_0, 0_None, 0_None,
m/z:1253.83(3+), RT:83.44, Y-score:85.71
HCD-MS/MS Scan:33069, Noise threshold:0.8
CID-MS/MS Scan:33070, Noise threshold:0.9
ETD-MS/MS Scan:33071, Noise threshold:1.5
Relative Intensity (%)
m/z

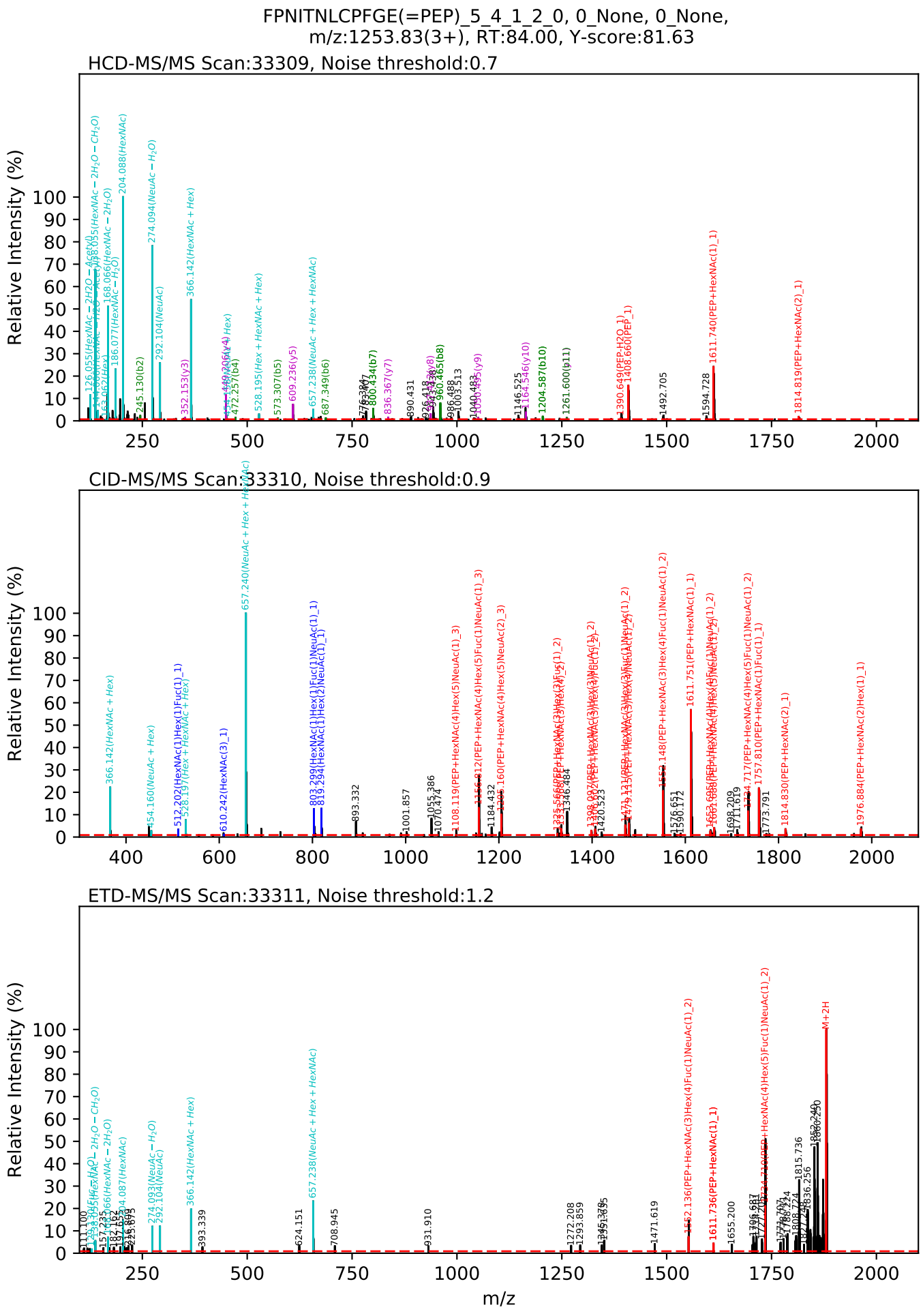
FPNITNLCPFGE(=PEP)_5_4_1_2_0, 0_None, 0_None,
m/z:1253.83(3+), RT:84.00, Y-score:81.63
HCD-MS/MS Scan:33309, Noise threshold:0.7
CID-MS/MS Scan:33310, Noise threshold:0.9
ETD-MS/MS Scan:33311, Noise threshold:1.2
Relative Intensity (%)
m/z

FPNITNLCPFGE(=PEP)_5_4_1_2_0, 0_None, 0_None,
m/z:1253.83(3+), RT:84.64, Y-score:82.00

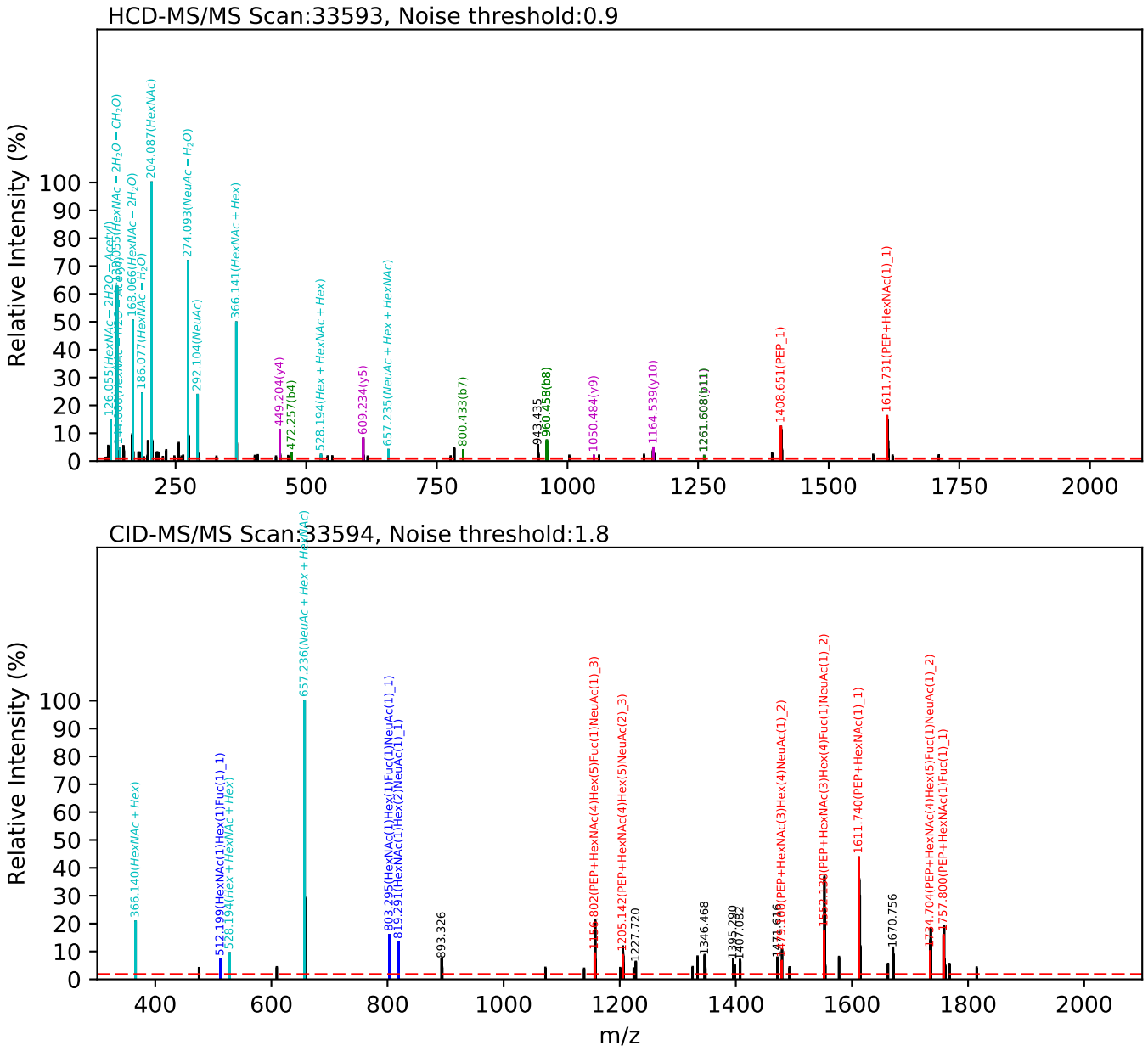

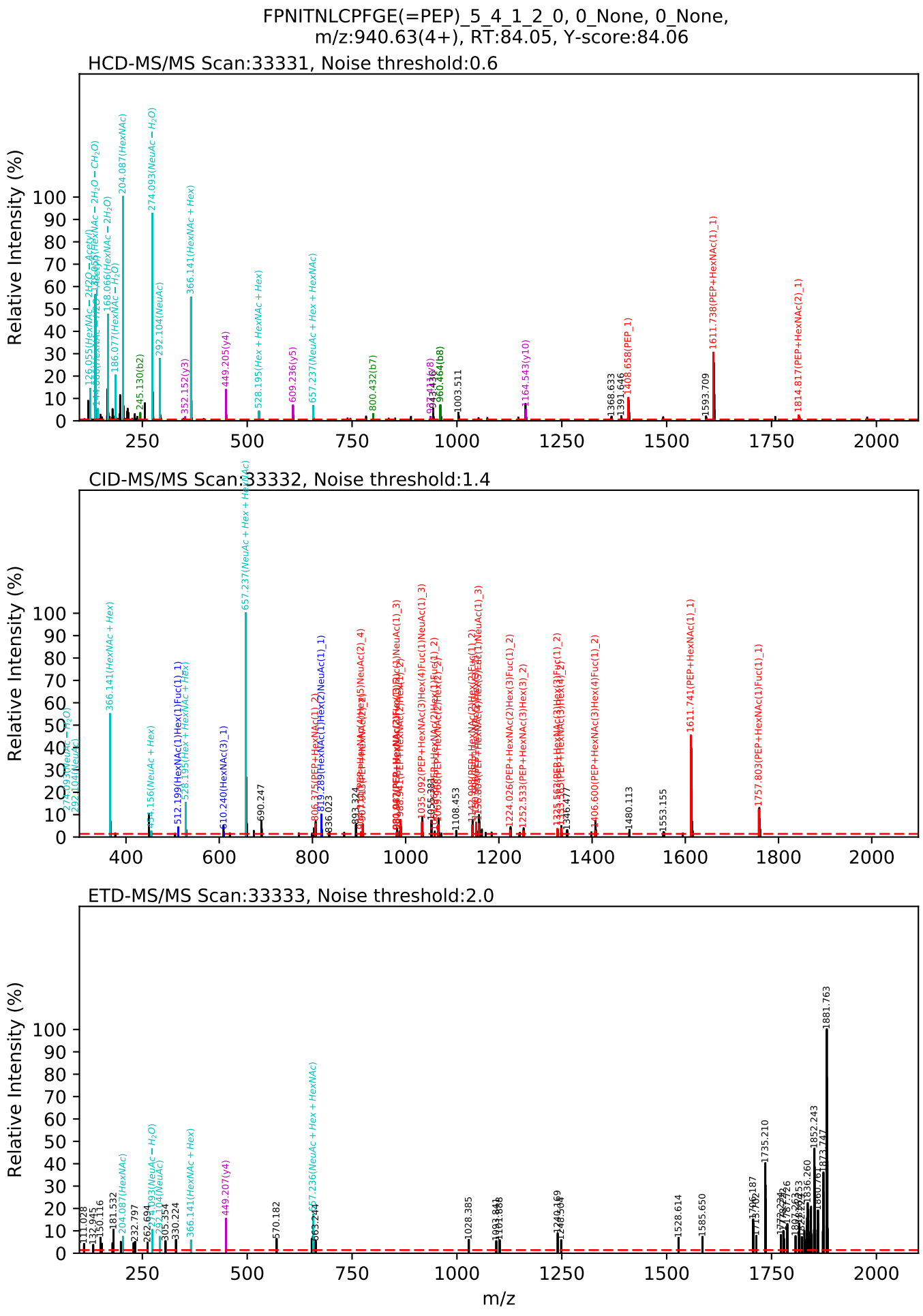
FPNITNLCPFGE(=PEP)_5_4_1_2_0, 0_None, 0_None,
m/z:940.63(4+), RT:84.05, Y-score:84.06
HCD-MS/MS Scan:33331, Noise threshold:0.6
CID-MS/MS Scan:33332, Noise threshold:1.4
ETD-MS/MS Scan:33333, Noise threshold:2.0
Relative Intensity (%)
m/z

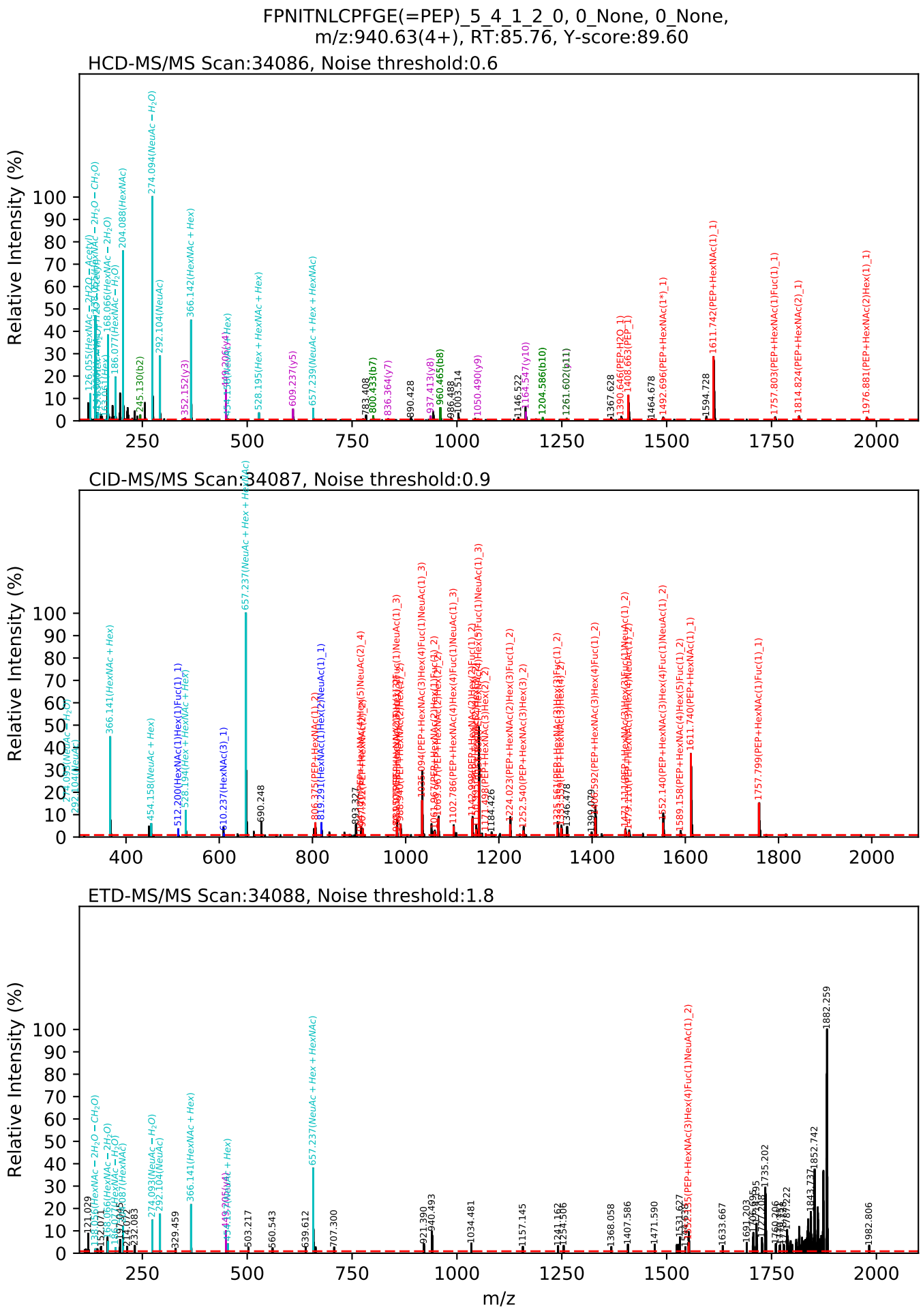
FPNITNLCPFGE(=PEP)_5_4_1_2_0, 0_None, 0_None,
m/z:940.63(4+), RT:85.76, Y-score:89.60
HCD-MS/MS Scan:34086, Noise threshold:0.6
CID-MS/MS Scan:34087, Noise threshold:0.9
ETD-MS/MS Scan:34088, Noise threshold:1.8
Relative Intensity (%)
m/z

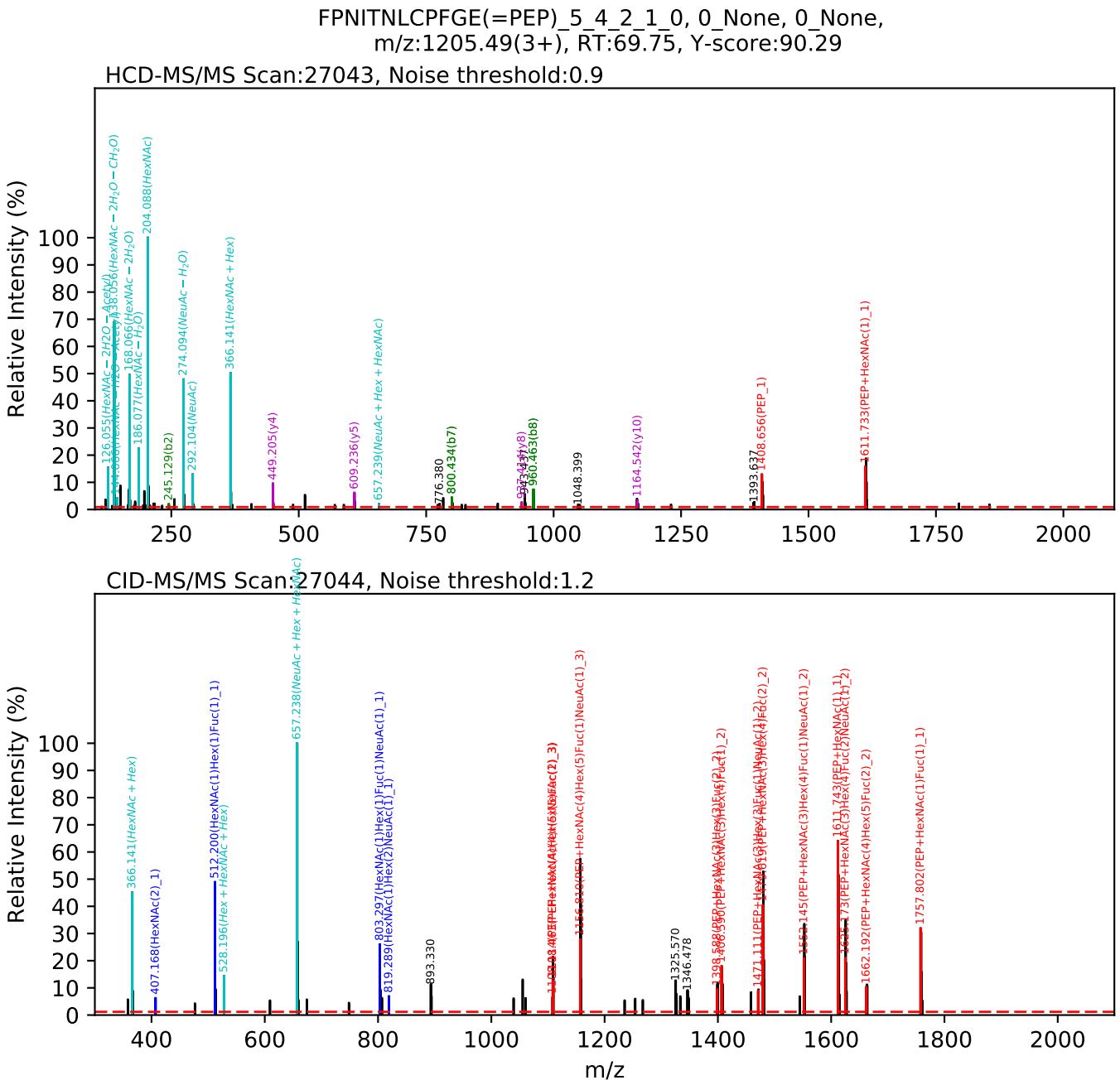
FPNITNLCPFGE(=PEP)_5_4_2_1_0, 0_None, 0_None,
m/z:1205.49(3+), RT:69.75, Y-score:90.29
HCD-MS/MS Scan:27043, Noise threshold:0.9
Relative Intensity (%)
204.088(HexNAc)
186.077(HexNAc − H2O)
168.066(HexNAc − 2H2O)
274.094(NeuAc − H2O)
366.141(HexNAc + Hex)
292.104(NeuAc)
245.129(b2)
449.205(y4)
609.236(y5)
657.239(NeuAc + Hex + HexNAc)
776.380
800.434(b7)
960.463(b8)
1048.399
1164.542(y10)
1393.637
1408.656(PEP_1)
1611.733(PEP+HexNAc(1)_1)
CID-MS/MS Scan:27044, Noise threshold:1.2
Relative Intensity (%)
366.141(HexNAc + Hex)
407.168(HexNAc(2)_1)
512.200(HexNAc(1)Hex(1)Fuc(1)_1)
528.196(Hex + HexNAc + Hex)
657.238(NeuAc + Hex + HexNAc)
803.297(HexNAc(1)Hex(1)Fuc(1)NeuAc(1)_1)
819.289(HexNAc(1)Hex(2)NeuAc(1)_1)
893.330
1325.570
1346.478
1757.802(PEP+HexNAc(1)Fuc(1)_1)
m/z

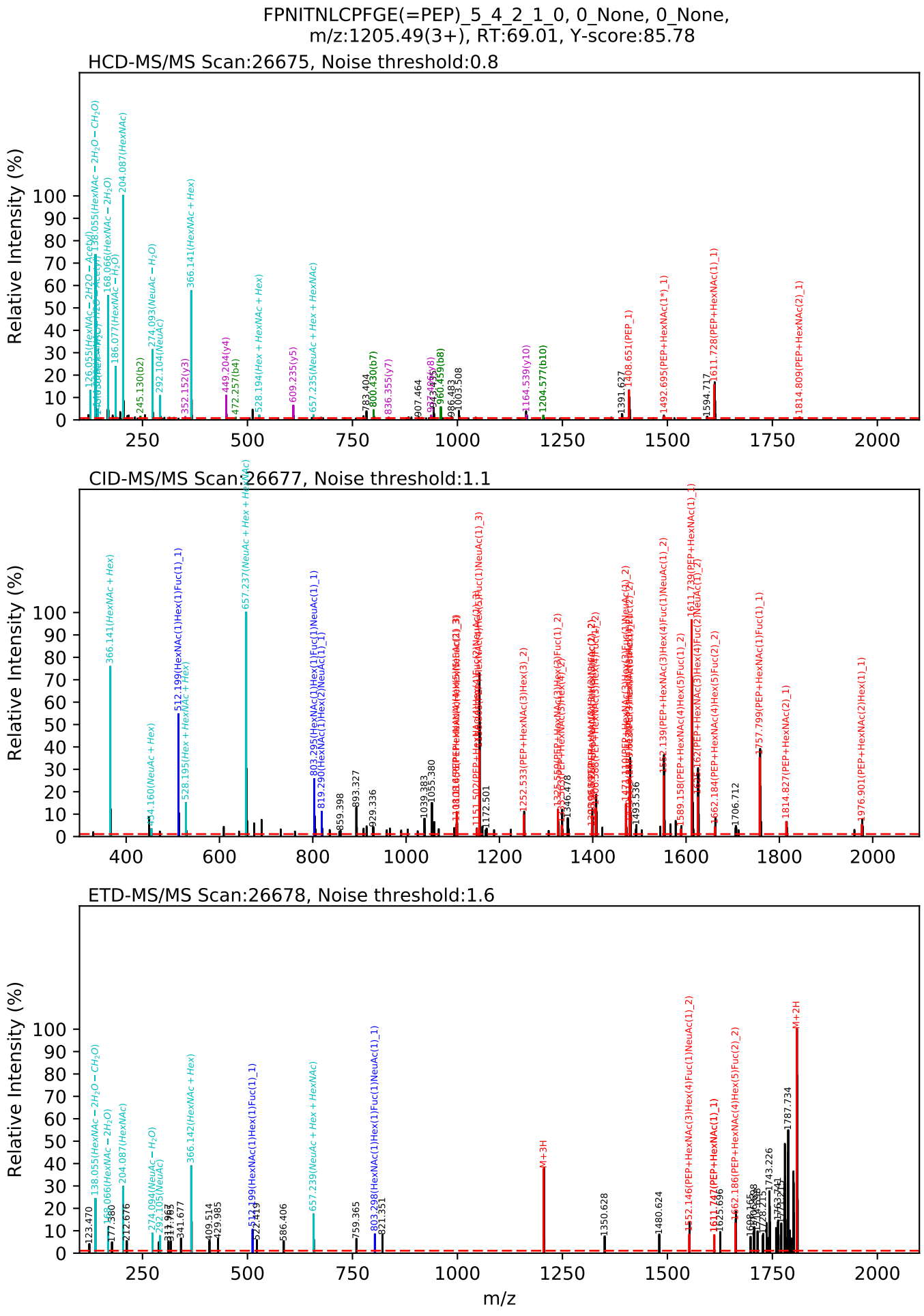
FPNITNLCPFGE(=PEP)_5_4_2_1_0, 0_None, 0_None,
m/z:1205.49(3+), RT:69.01, Y-score:85.78
HCD-MS/MS Scan:26675, Noise threshold:0.8
CID-MS/MS Scan:26677, Noise threshold:1.1
ETD-MS/MS Scan:26678, Noise threshold:1.6
Relative Intensity (%)
m/z

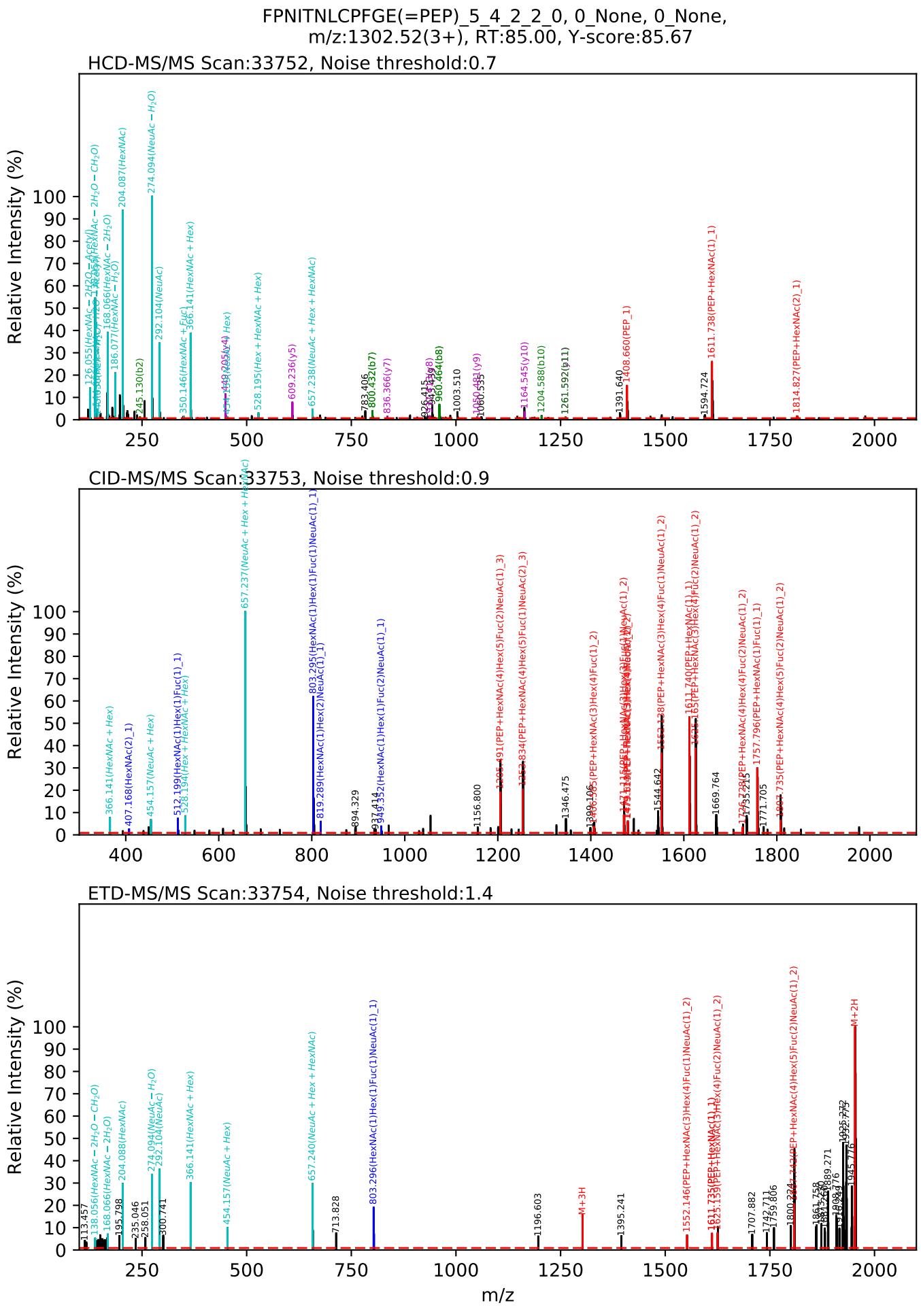
FPNITNLCPFGE(=PEP)_5_4_2_2_0, 0_None, 0_None,
m/z:1302.52(3+), RT:85.00, Y-score:85.67
HCD-MS/MS Scan:33752, Noise threshold:0.7
CID-MS/MS Scan:33753, Noise threshold:0.9
ETD-MS/MS Scan:33754, Noise threshold:1.4
Relative Intensity (%)
m/z

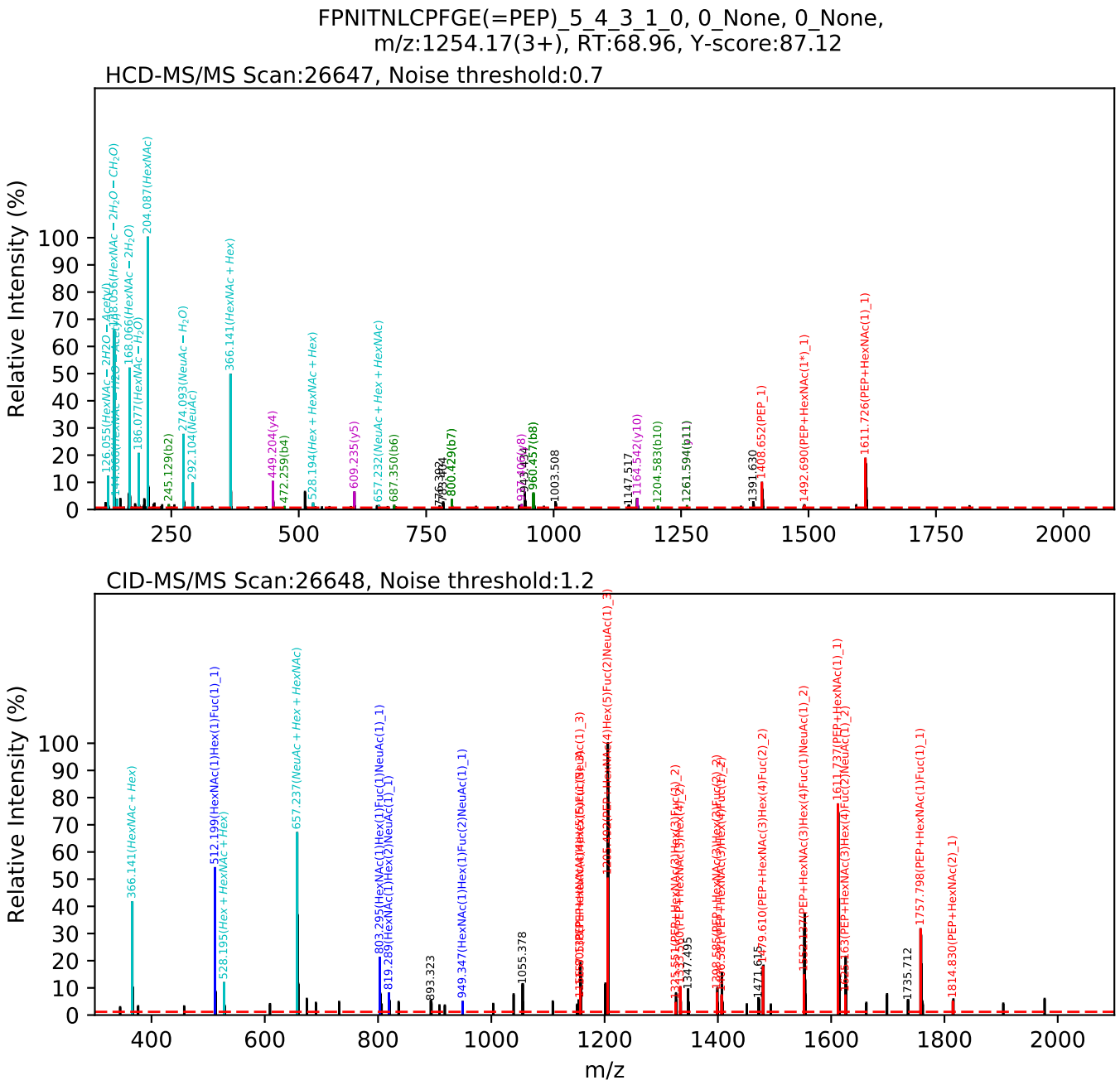
FPNITNLCPFGE(=PEP)_5_4_3_1_0, 0_None, 0_None,
m/z:1254.17(3+), RT:68.96, Y-score:87.12
HCD-MS/MS Scan:26647, Noise threshold:0.7
Relative Intensity (%)
126.055(HexNAc − 2H2O − 1Acetyl)
144.066(HexNAc − H2O − Acetyl)
168.066(HexNAc − 2H2O − CH2O)
186.077(HexNAc − H2O)
204.087(HexNAc)
245.129(b2)
274.093(NeuAc − H2O)
292.104(NeuAc)
366.141(HexNAc + Hex)
449.204(y4)
472.259(b4)
528.194(Hex + HexNAc + Hex)
609.235(y5)
657.232(NeuAc + Hex + HexNAc)
687.350(b6)
776.392
800.429(b7)
937.495(b8)
960.457(b8)
1003.508
1147.517
1164.542(y10)
1204.583(b10)
1261.594(b11)
1391.630
1408.652(PEP_1)
1492.690(PEP+HexNAc(1*)_1)
1611.726(PEP+HexNAc(1)_1)
CID-MS/MS Scan:26648, Noise threshold:1.2
Relative Intensity (%)
366.141(HexNAc + Hex)
512.199(HexNAc(1)Hex(1)Fuc(1)_1)
528.195(Hex + HexNAc + Hex)
657.237(NeuAc + Hex + HexNAc)
803.295(HexNAc(1)Hex(1)Fuc(1)NeuAc(1)_1)
819.289(HexNAc(1)Hex(2)NeuAc(1)_1)
893.323
949.347(HexNAc(1)Hex(1)Fuc(2)NeuAc(1)_1)
1055.378
1347.495
1471.615
1579.610(PEP+HexNAc(3)Hex(4)Fuc(2)_2)
1735.712
1757.798(PEP+HexNAc(1)Fuc(1)_1)
1814.830(PEP+HexNAc(2)_1)
m/z

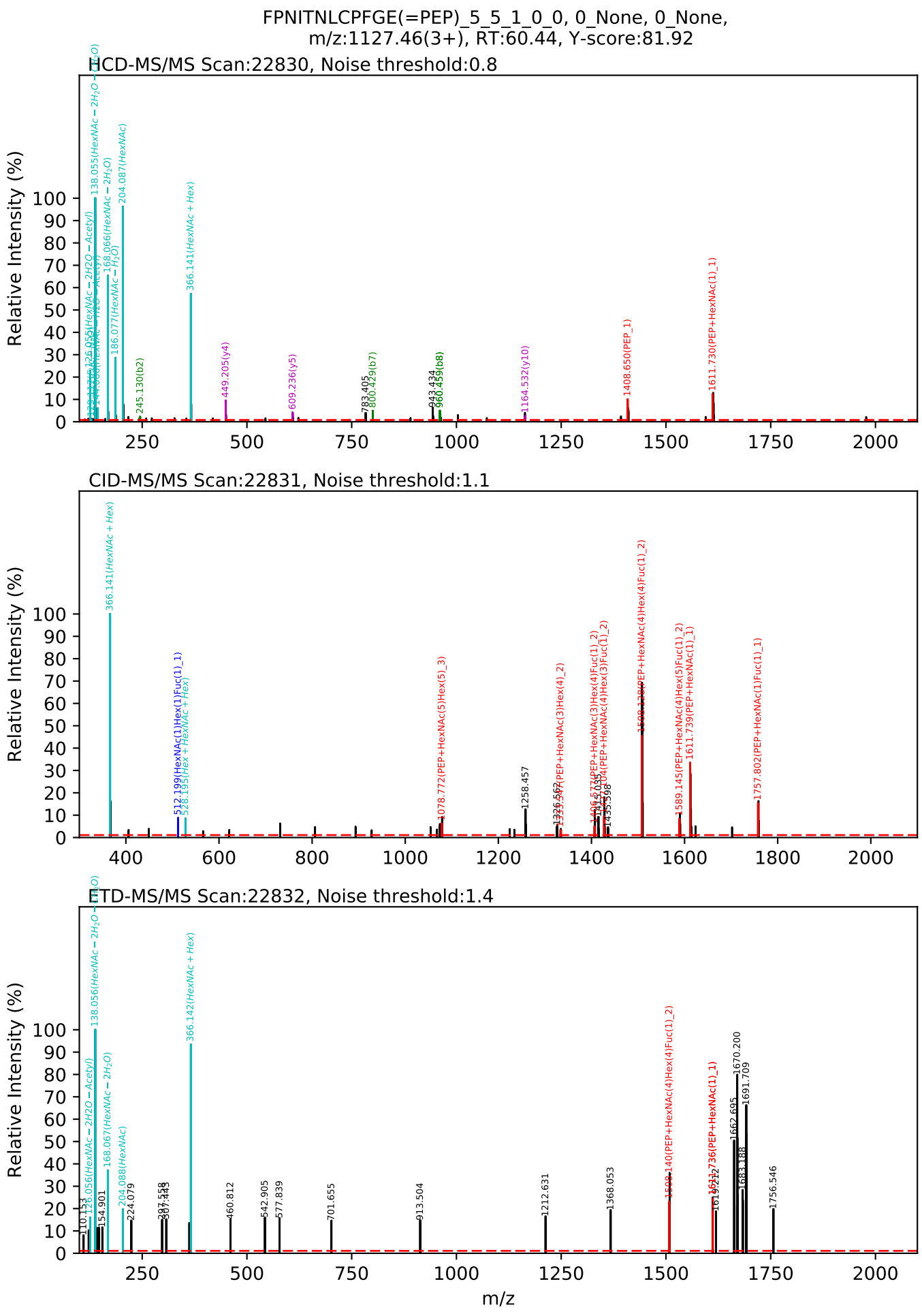
FPNITNLCPFGE(=PEP)_5_5_1_0_0, 0_None, 0_None,
m/z:1127.46(3+), RT:60.44, Y-score:81.92
HCD-MS/MS Scan:22830, Noise threshold:0.8
Relative Intensity (%)
138.055(HexNAc − 2H2O − Acetyl)
204.087(HexNAc)
366.141(HexNAc + Hex)
449.205(y4)
609.236(y5)
245.130(b2)
1164.532(y10)
1408.650(PEP_1)
1611.730(PEP+HexNAc(1)_1)
CID-MS/MS Scan:22831, Noise threshold:1.1
Relative Intensity (%)
366.141(HexNAc + Hex)
512.199(HexNAc(1)Hex(1)Fuc(1)_1)
528.195(Hex + HexNAc + Hex)
1078.772(PEP+HexNAc(5)Hex(5)_3)
1258.457
1589.145(PEP+HexNAc(4)Hex(5)Fuc(1)_2)
1611.739(PEP+HexNAc(1)_1)
1757.802(PEP+HexNAc(1)Fuc(1)_1)
ETD-MS/MS Scan:22832, Noise threshold:1.4
Relative Intensity (%)
138.056(HexNAc − 2H2O − Acetyl)
168.067(HexNAc − 2H2O)
204.088(HexNAc)
366.142(HexNAc + Hex)
460.812
542.905
577.839
701.655
913.504
1212.631
1368.053
1508.140(PEP+HexNAc(4)Hex(4)Fuc(1)_2)
1670.200
1691.709
1756.546
m/z

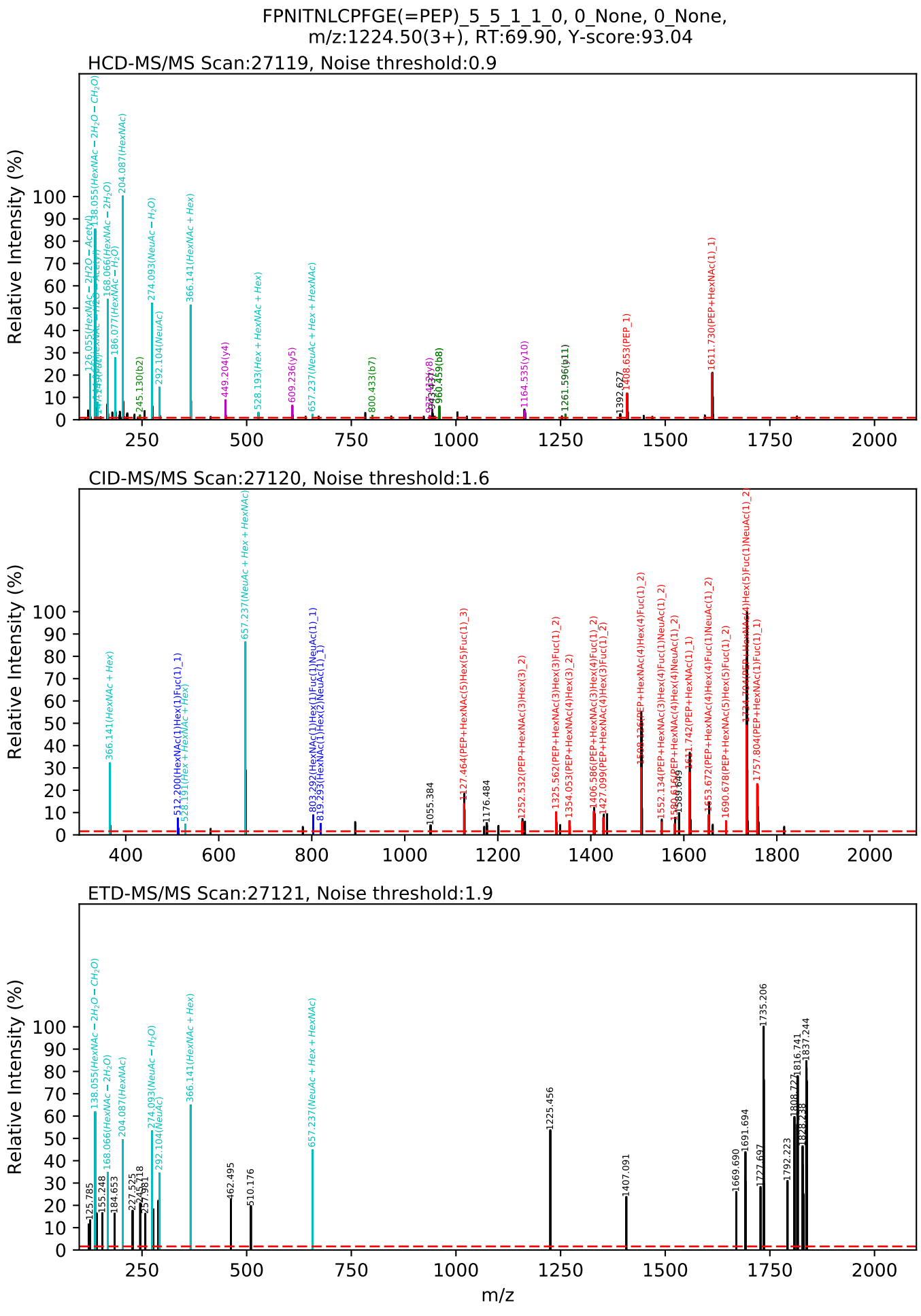
FPNITNLCPFGE(=PEP)_5_5_1_1_0, 0_None, 0_None,
m/z:1224.50(3+), RT:69.90, Y-score:93.04
HCD-MS/MS Scan:27119, Noise threshold:0.9
Relative Intensity (%)
245.130(b2)
292.104(NeuAc)
366.141(HexNAc + Hex)
449.204(y4)
528.193(Hex + HexNAc + Hex)
609.236(y5)
657.237(NeuAc + Hex + HexNAc)
800.433(b7)
1164.535(y10)
1261.596(y11)
1392.627
1408.653(PEP_1)
1611.730(PEP+HexNAc(1)_1)
CID-MS/MS Scan:27120, Noise threshold:1.6
Relative Intensity (%)
366.141(HexNAc + Hex)
512.200(HexNAc(1)Hex(1)Fuc(1)_1)
528.191(Hex + HexNAc + Hex)
657.237(NeuAc + Hex + HexNAc)
803.292(HexNAc(1)Hex(1)Fuc(1)NeuAc(1)_1)
819.293(HexNAc(1)Hex(2)NeuAc(1)_1)
1055.384
1127.464(PEP+HexNAc(5)Hex(5)Fuc(1)_3)
1176.484
1252.532(PEP+HexNAc(3)Hex(3)_2)
1325.562(PEP+HexNAc(3)Hex(3)Fuc(1)_2)
1354.053(PEP+HexNAc(4)Hex(3)_2)
1406.586(PEP+HexNAc(3)Hex(4)Fuc(1)_2)
1427.099(PEP+HexNAc(4)Hex(3)Fuc(1)_2)
1552.134(PEP+HexNAc(3)Hex(4)Fuc(1)NeuAc(1)_2)
1589.649
1631.742(PEP+HexNAc(1)_1)
1653.672(PEP+HexNAc(4)Hex(4)Fuc(1)NeuAc(1)_2)
1690.678(PEP+HexNAc(5)Hex(5)Fuc(1)_2)
1757.804(PEP+HexNAc(1)Fuc(1)_1)
ETD-MS/MS Scan:27121, Noise threshold:1.9
Relative Intensity (%)
125.785
138.055(HexNAc − 2H2O − CH2O)
155.248
168.066(HexNAc − 2H2O)
184.653
204.087(HexNAc)
227.525
245.718
257.981
274.093(NeuAc − H2O)
292.104(NeuAc)
366.141(HexNAc + Hex)
462.495
510.176
657.237(NeuAc + Hex + HexNAc)
1225.456
1407.091
1669.690
1691.694
1727.697
1735.206
1792.223
1808.727
1816.741
1828.238
1837.244
m/z

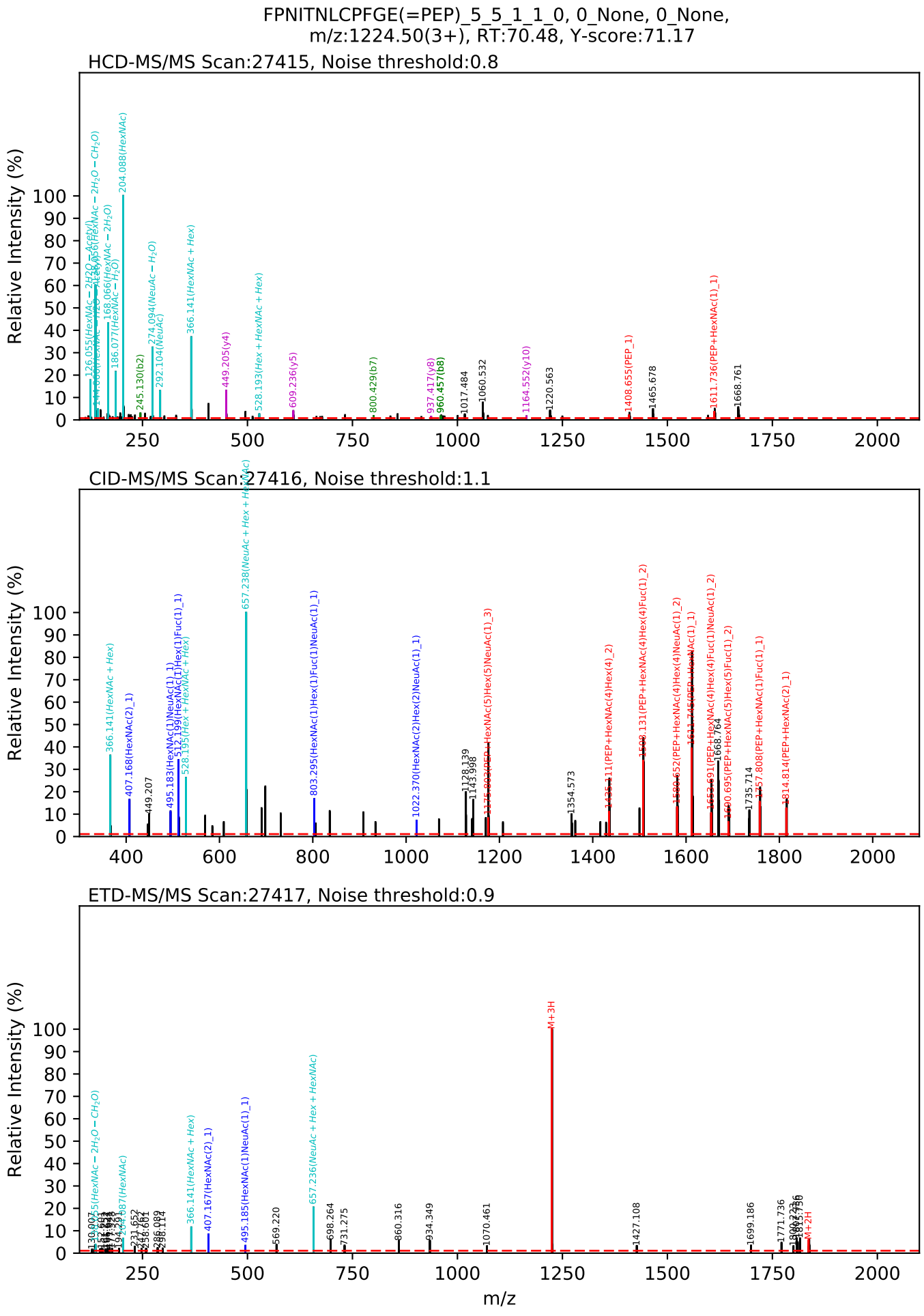
FPNITNLCPFGE(=PEP)_5_5_1_1_0, 0_None, 0_None,
m/z:1224.50(3+), RT:70.48, Y-score:71.17
HCD-MS/MS Scan:27415, Noise threshold:0.8
Relative Intensity (%)
366.141(HexNAc + Hex)
204.088(HexNAc)
274.094(NeuAc − H2O)
292.104(NeuAc)
245.130(b2)
449.205(y4)
528.193(Hex + HexNAc + Hex)
609.236(y5)
800.429(b7)
937.417(y8)
960.457(b8)
1017.484
1060.532
1164.552(y10)
1220.563
1408.655(PEP_1)
1465.678
1611.736(PEP+HexNAc(1)_1)
1668.761
CID-MS/MS Scan:27416, Noise threshold:1.1
Relative Intensity (%)
366.141(HexNAc + Hex)
407.168(HexNAc(2)_1)
449.207
495.183(HexNAc(1)NeuAc(1)_1)
512.199(HexNAc(1)Hex(1)Fuc(1)_1)
528.195(Hex + HexNAc + Hex)
657.238(NeuAc + Hex + HexNAc)
803.295(HexNAc(1)Hex(1)Fuc(1)NeuAc(1)_1)
1022.370(HexNAc(2)Hex(2)NeuAc(1)_1)
1128.139
1143.998
1354.573
1435.711(PEP+HexNAc(4)Hex(4)_2)
1508.131(PEP+HexNAc(4)Hex(4)Fuc(1)_2)
1580.652(PEP+HexNAc(4)Hex(4)NeuAc(1)_2)
1668.764
1690.695(PEP+HexNAc(5)Hex(5)Fuc(1)_2)
1735.714
1814.814(PEP+HexNAc(2)_1)
ETD-MS/MS Scan:27417, Noise threshold:0.9
Relative Intensity (%)
366.141(HexNAc + Hex)
407.167(HexNAc(2)_1)
495.185(HexNAc(1)NeuAc(1)_1)
569.220
657.236(NeuAc + Hex + HexNAc)
698.264
731.275
860.316
934.349
1070.461
M+3H
1427.108
1699.186
1771.736
M+2H
m/z

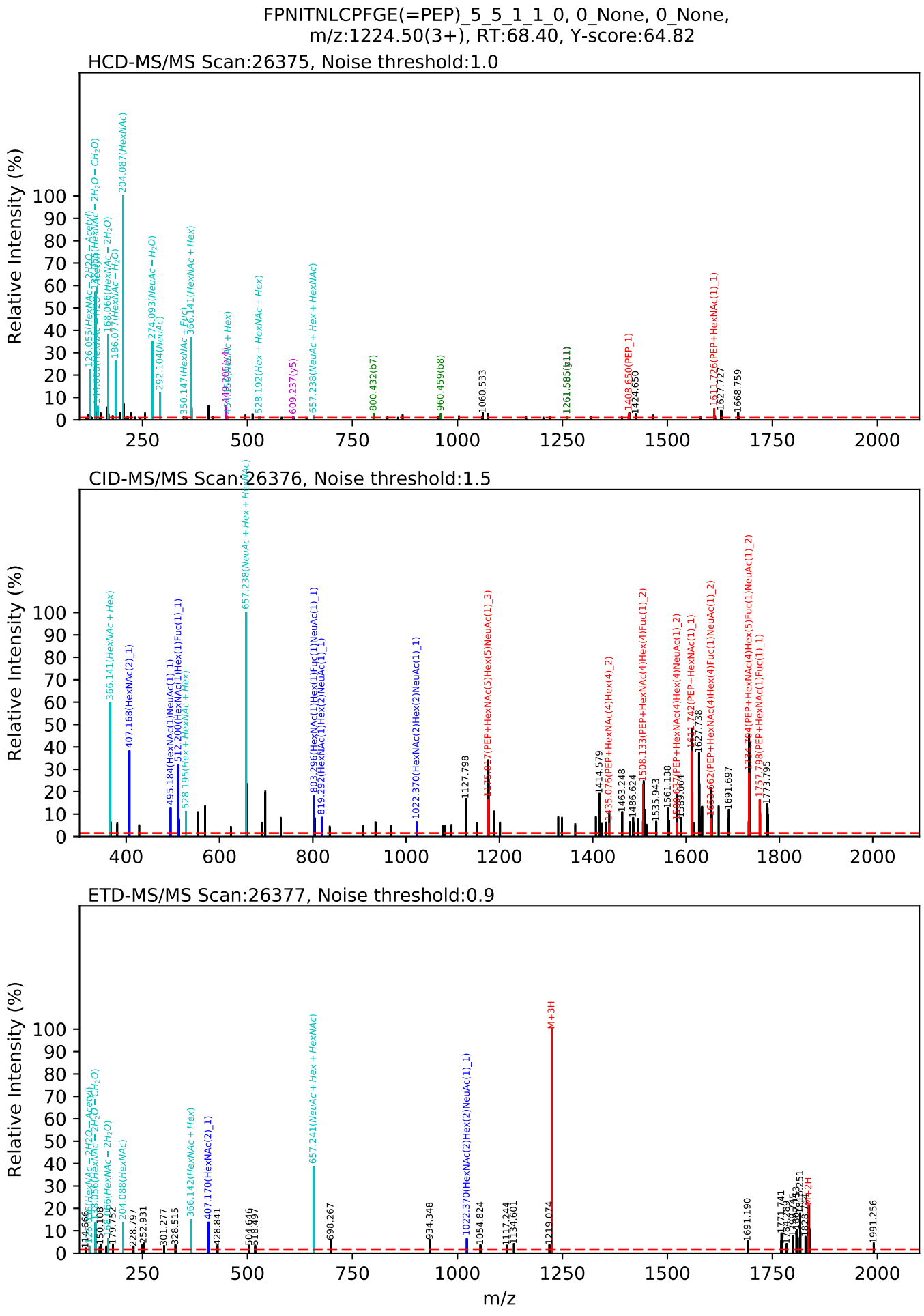
FPNITNLCPFGE(=PEP)_5_5_1_1_0, 0_None, 0_None,
m/z:1224.50(3+), RT:68.40, Y-score:64.82
HCD-MS/MS Scan:26375, Noise threshold:1.0
CID-MS/MS Scan:26376, Noise threshold:1.5
ETD-MS/MS Scan:26377, Noise threshold:0.9
Relative Intensity (%)
m/z

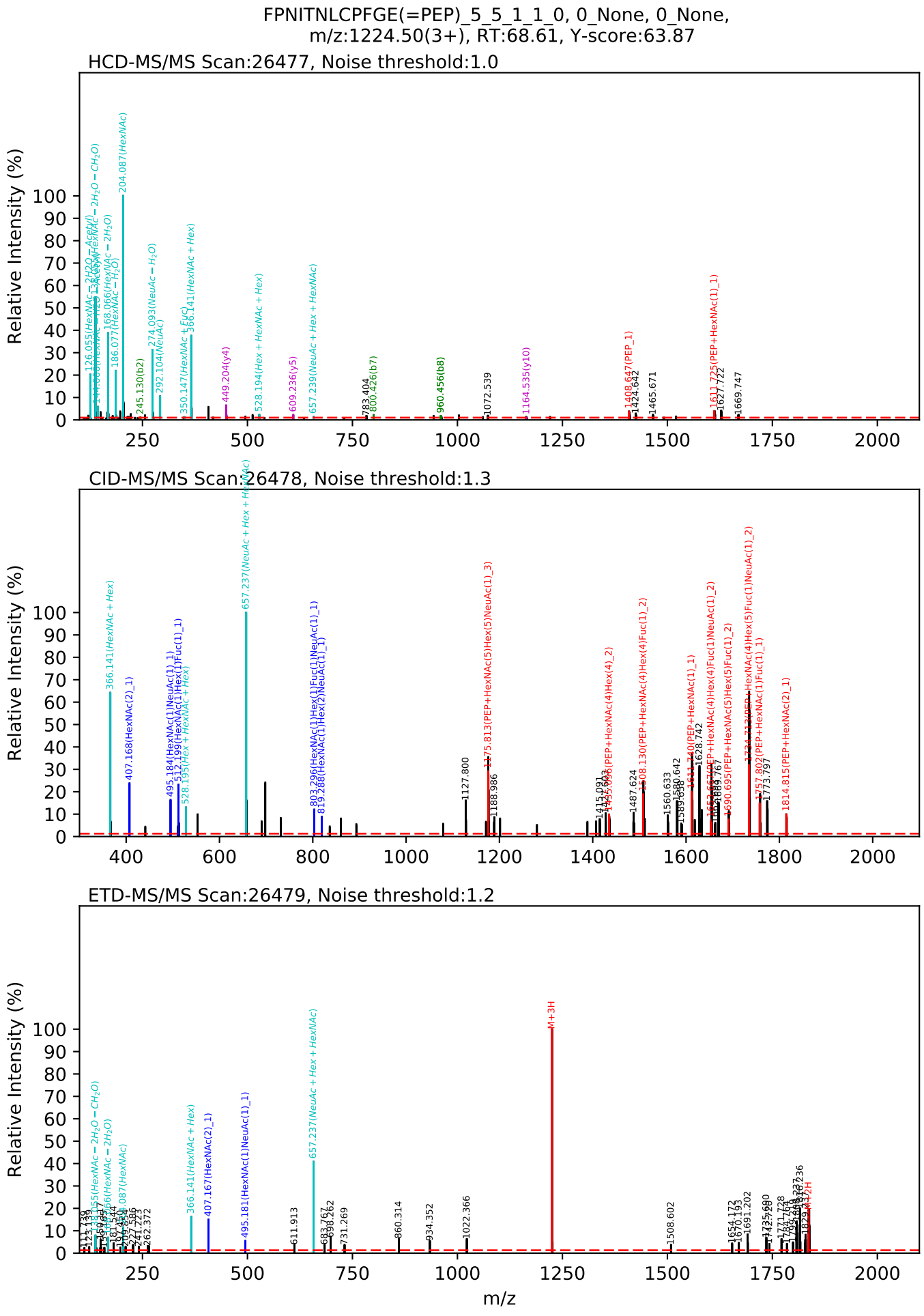
FPNITNLCPFGE(=PEP)_5_5_1_1_0, 0_None, 0_None,
m/z:1224.50(3+), RT:68.61, Y-score:63.87
HCD-MS/MS Scan:26477, Noise threshold:1.0
Relative Intensity (%)
204.087(HexNAc)
186.077(HexNAc − H2O)
168.066(HexNAc − 2H2O)
274.093(NeuAc − H2O)
292.104(NeuAc)
245.130(b2)
350.147(HexNAc + Fuc)
366.141(HexNAc + Hex)
449.204(y4)
528.194(Hex + HexNAc + Hex)
609.236(y5)
657.239(NeuAc + Hex + HexNAc)
783.404
800.426(b7)
960.456(b8)
1072.539
1164.535(y10)
1408.647(PEP_1)
1424.642
1465.671
1611.725(PEP+HexNAc(1)_1)
1627.722
1669.747
CID-MS/MS Scan:26478, Noise threshold:1.3
Relative Intensity (%)
366.141(HexNAc + Hex)
407.168(HexNAc(2)_1)
495.184(HexNAc(1)NeuAc(1)_1)
512.199(HexNAc(1)Hex(1)Fuc(1)_1)
528.195(Hex + HexNAc + Hex)
657.237(NeuAc + Hex + HexNAc)
803.296(HexNAc(1)Hex(1)Fuc(1)NeuAc(1)_1)
819.288(HexNAc(1)Hex(2)NeuAc(1)_1)
1127.800
1175.813(PEP+HexNAc(5)Hex(5)NeuAc(1)_3)
1188.986
1415.091
1425.693(PEP+HexNAc(4)Hex(4)_2)
1487.624
1508.130(PEP+HexNAc(4)Hex(4)Fuc(1)_2)
1560.633
1580.642
1589.658
1611.740(PEP+HexNAc(1)_1)
1628.742
1662.662(PEP+HexNAc(4)Hex(4)Fuc(1)NeuAc(1)_2)
1689.767
1690.695(PEP+HexNAc(5)Hex(5)Fuc(1)_2)
1794.712(PEP+HexNAc(4)Hex(5)Fuc(1)NeuAc(1)_2)
1757.802(PEP+HexNAc(1)Fuc(1)_1)
1773.797
1814.815(PEP+HexNAc(2)_1)
ETD-MS/MS Scan:26479, Noise threshold:1.2
Relative Intensity (%)
366.141(HexNAc + Hex)
407.167(HexNAc(2)_1)
495.181(HexNAc(1)NeuAc(1)_1)
611.913
657.237(NeuAc + Hex + HexNAc)
683.767
698.262
731.269
860.314
934.352
1022.366
M+3H
1508.602
1654.172
1670.193
1691.202
m/z

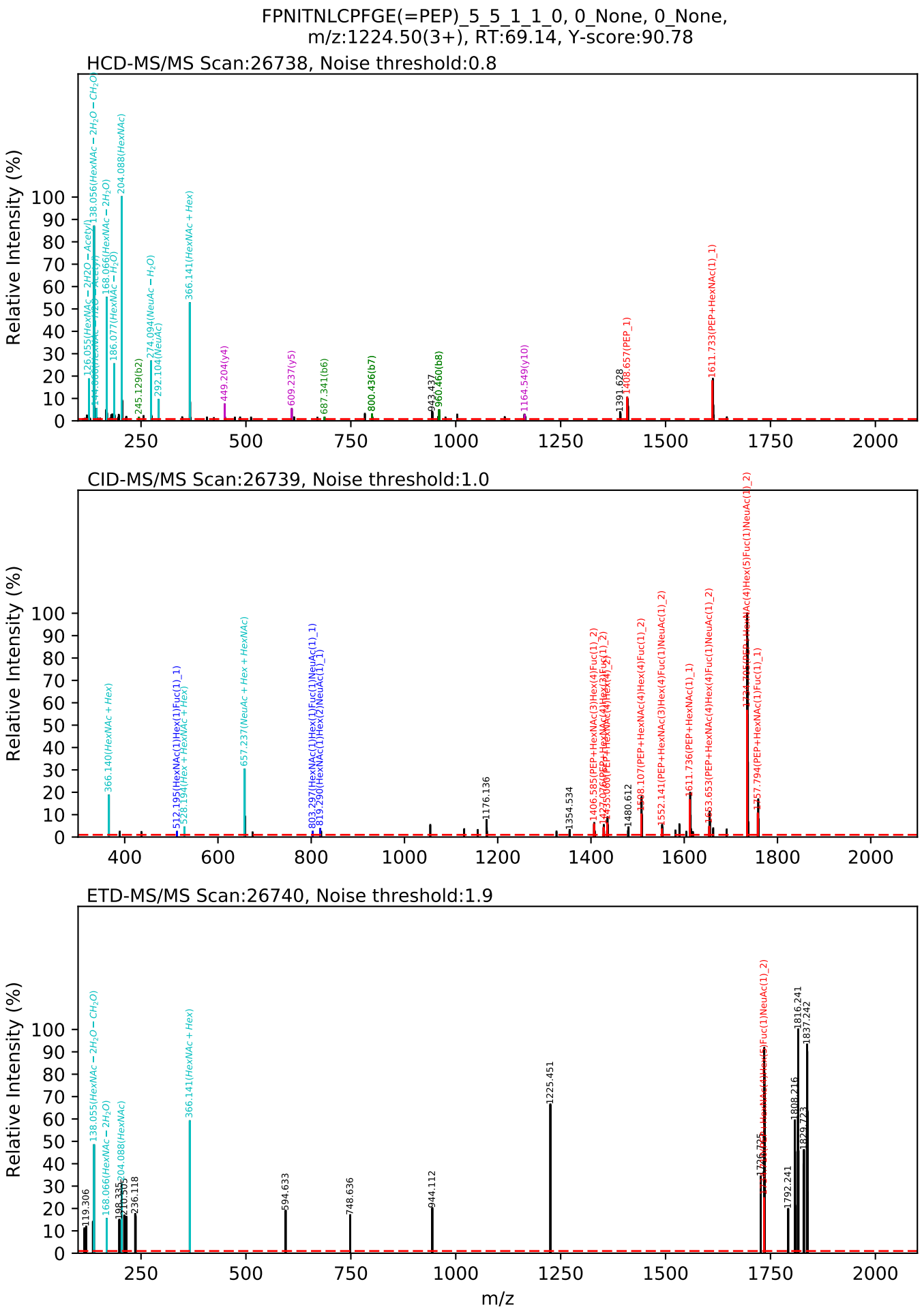
FPNITNLCPFGE(=PEP)_5_5_1_1_0, 0_None, 0_None,
m/z:1224.50(3+), RT:69.14, Y-score:90.78
HCD-MS/MS Scan:26738, Noise threshold:0.8
CID-MS/MS Scan:26739, Noise threshold:1.0
ETD-MS/MS Scan:26740, Noise threshold:1.9
Relative Intensity (%)
m/z

FPNITNLCPFGE(=PEP)_5_5_1_2_0, 0_None, 0_None,
m/z:1321.53(3+), RT:86.06, Y-score:81.12

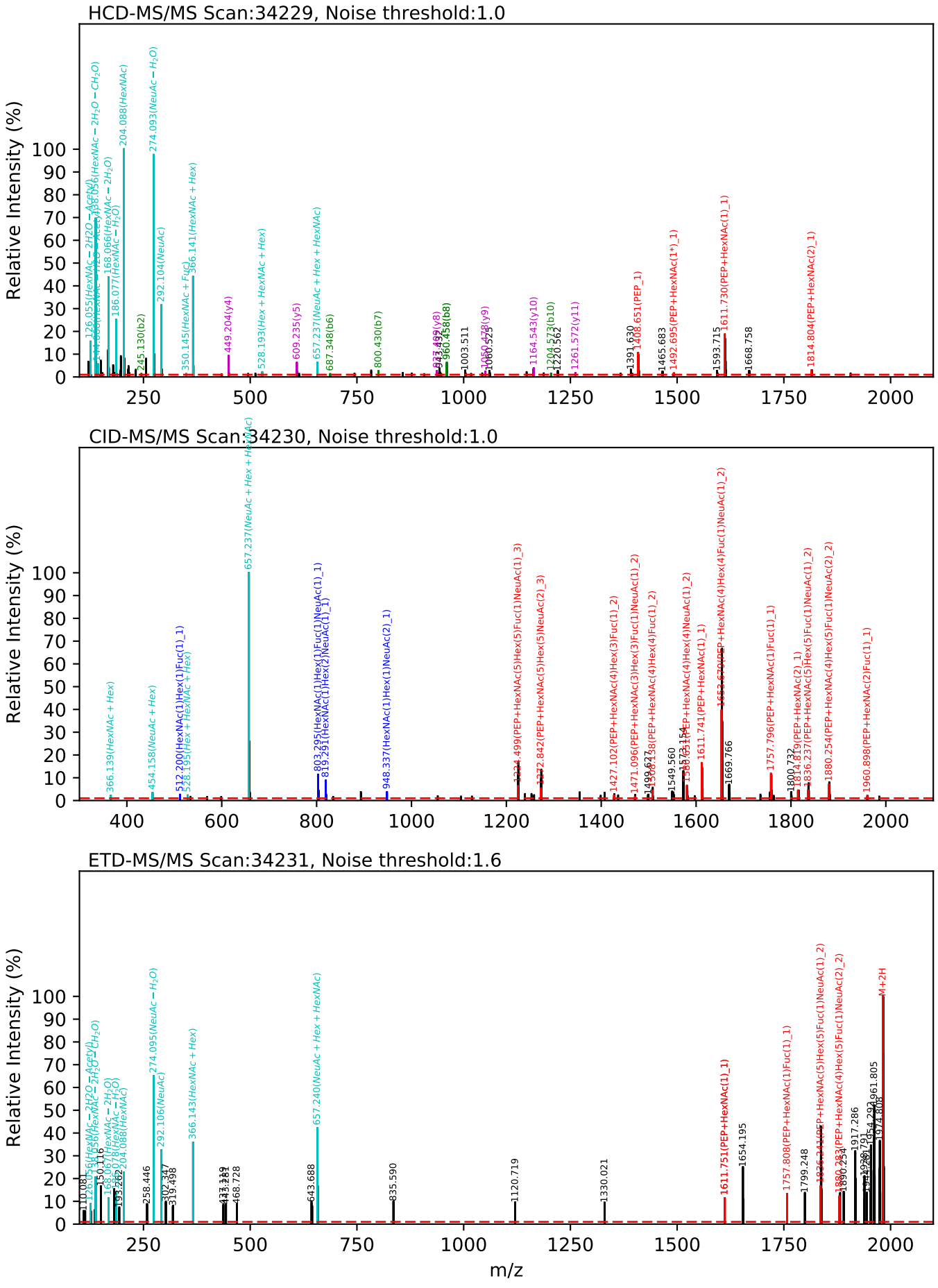

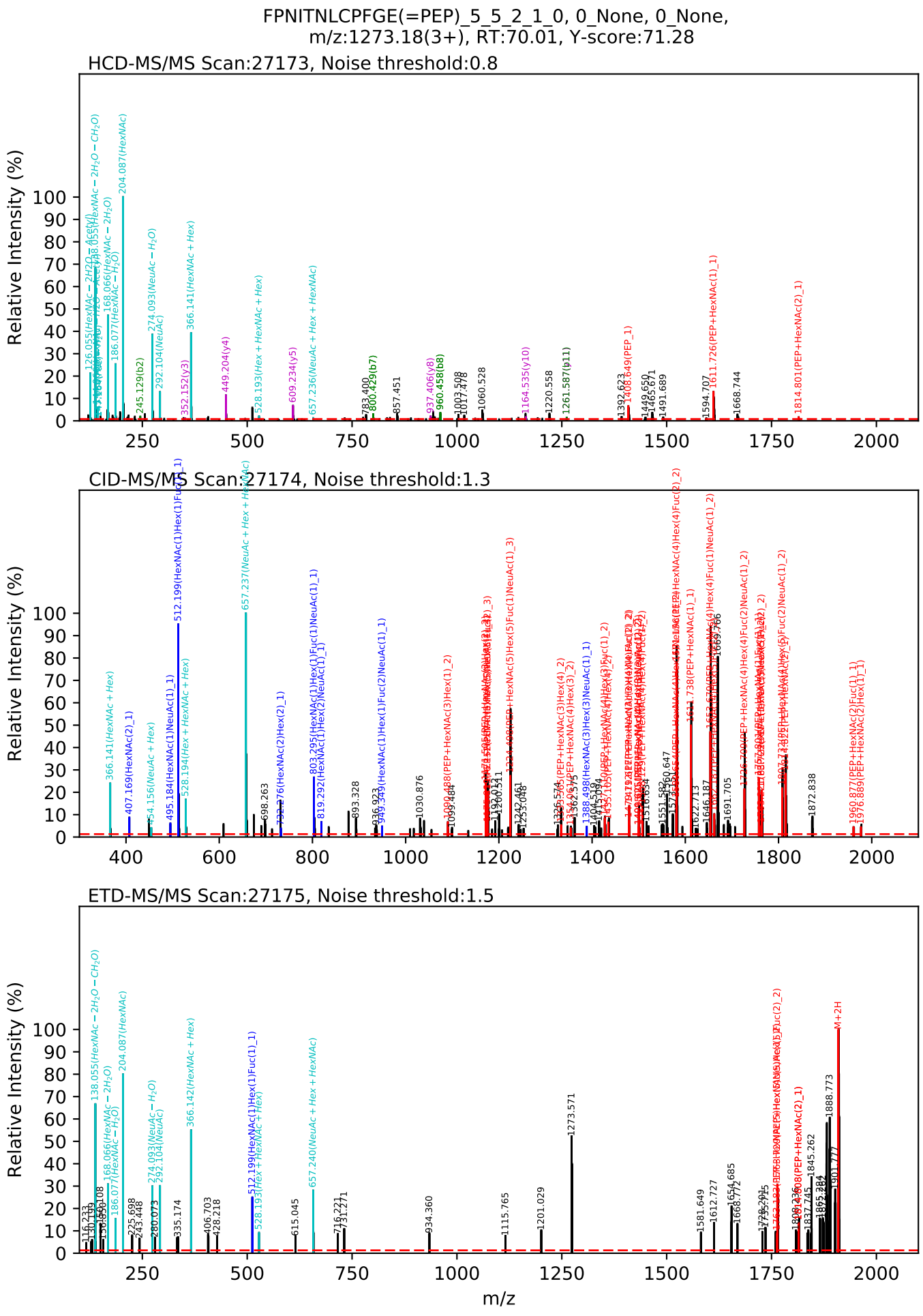
FPNITNLCPFGE(=PEP)_5_5_2_1_0, 0_None, 0_None,
m/z:1273.18(3+), RT:70.01, Y-score:71.28
HCD-MS/MS Scan:27173, Noise threshold:0.8
CID-MS/MS Scan:27174, Noise threshold:1.3
ETD-MS/MS Scan:27175, Noise threshold:1.5
Relative Intensity (%)
m/z

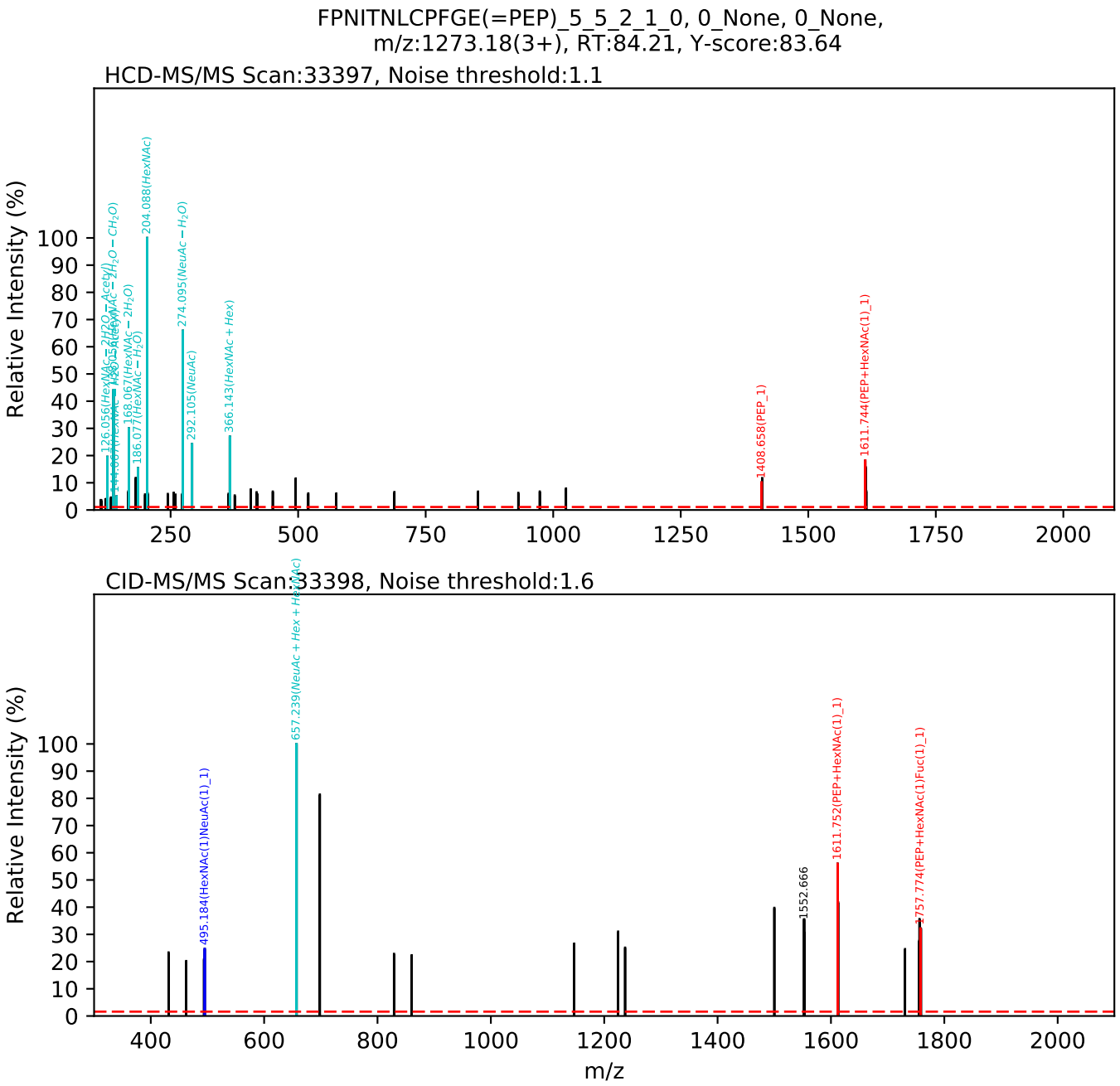
FPNITNLCPFGE(=PEP)_5_5_2_1_0, 0_None, 0_None,
m/z:1273.18(3+), RT:84.21, Y-score:83.64
HCD-MS/MS Scan:33397, Noise threshold:1.1
Relative Intensity (%)
204.088(HexNAc)
274.095(NeuAc − H2O)
292.105(NeuAc)
366.143(HexNAc + Hex)
1408.658(PEP_1)
1611.744(PEP+HexNAc(1)_1)
CID-MS/MS Scan:33398, Noise threshold:1.6
Relative Intensity (%)
657.239(NeuAc + Hex + HexNAc)
495.184(HexNAc(1)NeuAc(1)_1)
1552.666
1611.752(PEP+HexNAc(1)_1)
1757.774(PEP+HexNAc(1)Fuc(1)_1)
m/z

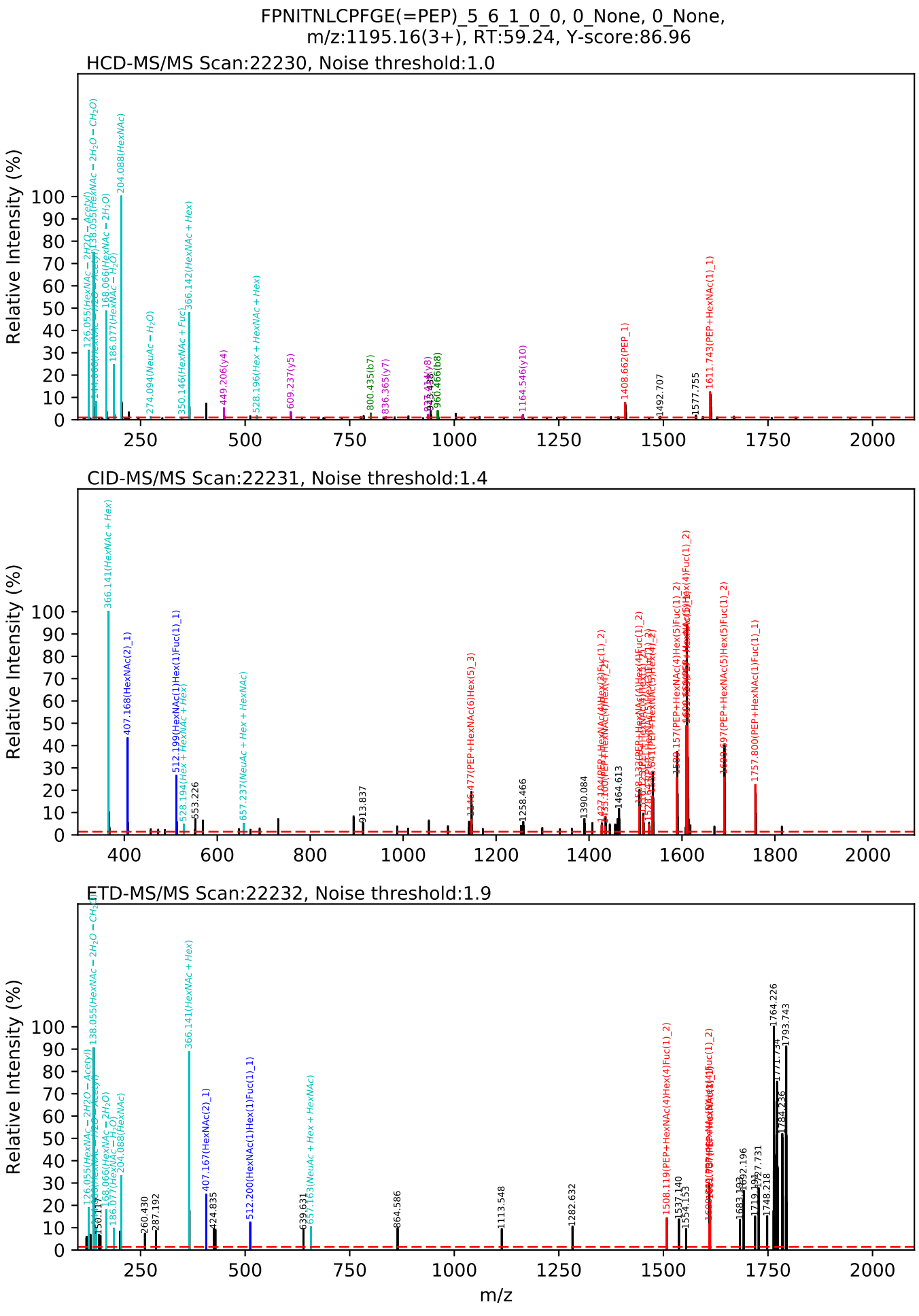
FPNITNLCPFGE(=PEP)_5_6_1_0_0, 0_None, 0_None,
m/z:1195.16(3+), RT:59.24, Y-score:86.96
HCD-MS/MS Scan:22230, Noise threshold:1.0
Relative Intensity (%)
204.088(HexNAc)
274.094(NeuAc − H2O)
350.146(HexNAc + Fuc)
366.142(HexNAc + Hex)
449.206(y4)
528.196(Hex + HexNAc + Hex)
609.237(y5)
800.435(b7)
836.365(y7)
1164.546(y10)
1408.662(PEP_1)
1492.707
1577.755
1611.743(PEP+HexNAc(1)_1)
CID-MS/MS Scan:22231, Noise threshold:1.4
Relative Intensity (%)
366.141(HexNAc + Hex)
407.168(HexNAc(2)_1)
512.199(HexNAc(1)Hex(1)Fuc(1)_1)
528.194(Hex + HexNAc + Hex)
553.226
657.237(NeuAc + Hex + HexNAc)
913.837
1258.466
1390.084
1464.613
1757.800(PEP+HexNAc(5)Hex(5)Fuc(1)_1)
ETD-MS/MS Scan:22232, Noise threshold:1.9
Relative Intensity (%)
366.141(HexNAc + Hex)
407.167(HexNAc(2)_1)
512.200(HexNAc(1)Hex(1)Fuc(1)_1)
639.631
657.163(NeuAc + Hex + HexNAc)
864.586
1113.548
1282.632
1508.119(PEP+HexNAc(4)Hex(4)Fuc(1)_2)
1537.140
1554.153
1683.183
1692.196
1719.192
1727.731
1748.218
1764.226
1793.743
m/z

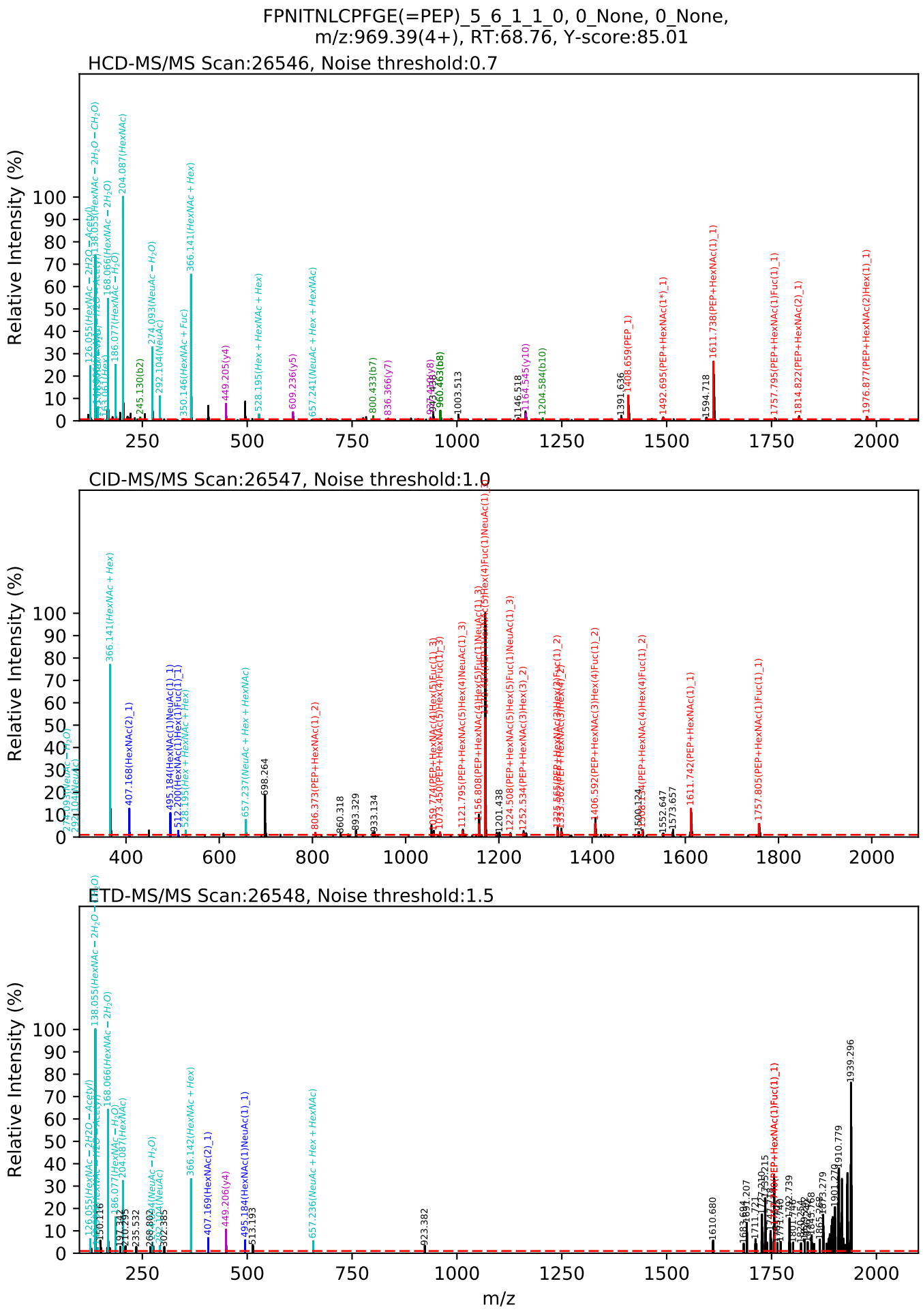
FPNITNLCPFGE(=PEP)_5_6_1_1_0, 0_None, 0_None,
m/z:969.39(4+), RT:68.76, Y-score:85.01
HCD-MS/MS Scan:26546, Noise threshold:0.7
CID-MS/MS Scan:26547, Noise threshold:1.0
ETD-MS/MS Scan:26548, Noise threshold:1.5
Relative Intensity (%)
m/z

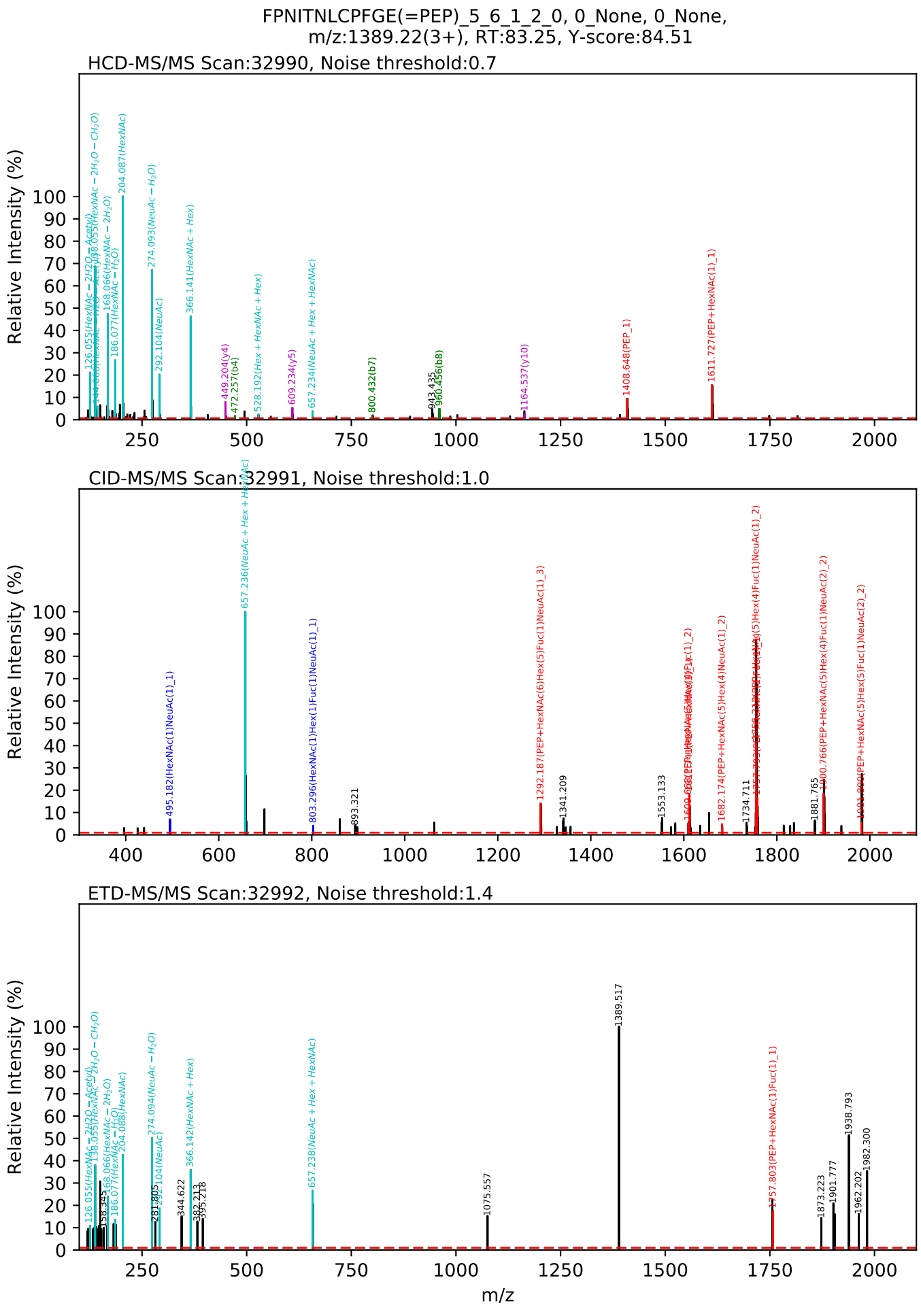
FPNITNLCPFGE(=PEP)_5_6_1_2_0, 0_None, 0_None,
m/z:1389.22(3+), RT:83.25, Y-score:84.51
HCD-MS/MS Scan:32990, Noise threshold:0.7
Relative Intensity (%)
126.055(HexNAc − 2H2O − Ace(2))
144.066(HexNAc − H2O − Ace(2))
168.066(HexNAc − 2H2O)
186.077(HexNAc − H2O)
204.087(HexNAc)
274.093(NeuAc − H2O)
292.104(NeuAc)
366.141(HexNAc + Hex)
449.204(y4)
472.257(b4)
528.192(Hex + HexNAc + Hex)
609.234(y5)
657.234(NeuAc + Hex + HexNAc)
800.432(b7)
943.435
960.456(b8)
1164.537(y10)
1408.648(PEP_1)
1611.727(PEP+HexNAc(1)_1)
CID-MS/MS Scan:32991, Noise threshold:1.0
Relative Intensity (%)
495.182(HexNAc(1)NeuAc(1)_1)
657.236(NeuAc + Hex + HexNAc)
803.296(HexNAc(1)Hex(1)Fuc(1)NeuAc(1)_1)
893.321
1292.187(PEP+HexNAc(6)Hex(5)Fuc(1)NeuAc(1)_3)
1341.209
1553.133
1682.174(PEP+HexNAc(5)Hex(4)NeuAc(1)_2)
1734.711
1881.765
2000.766(PEP+HexNAc(5)Hex(4)Fuc(1)NeuAc(2)_2)
ETD-MS/MS Scan:32992, Noise threshold:1.4
Relative Intensity (%)
126.055(HexNAc − 2H2O − Ace(2))
144.066(HexNAc − H2O − Ace(2))
168.066(HexNAc − 2H2O)
186.077(HexNAc − H2O)
204.088(HexNAc)
274.094(NeuAc − H2O)
292.104(NeuAc)
344.622
366.142(HexNAc + Hex)
382.213
395.218
657.238(NeuAc + Hex + HexNAc)
1075.557
1389.517
1757.803(PEP+HexNAc(1)Fuc(1)_1)
1873.223
1901.777
1938.793
1962.202
1982.300
m/z

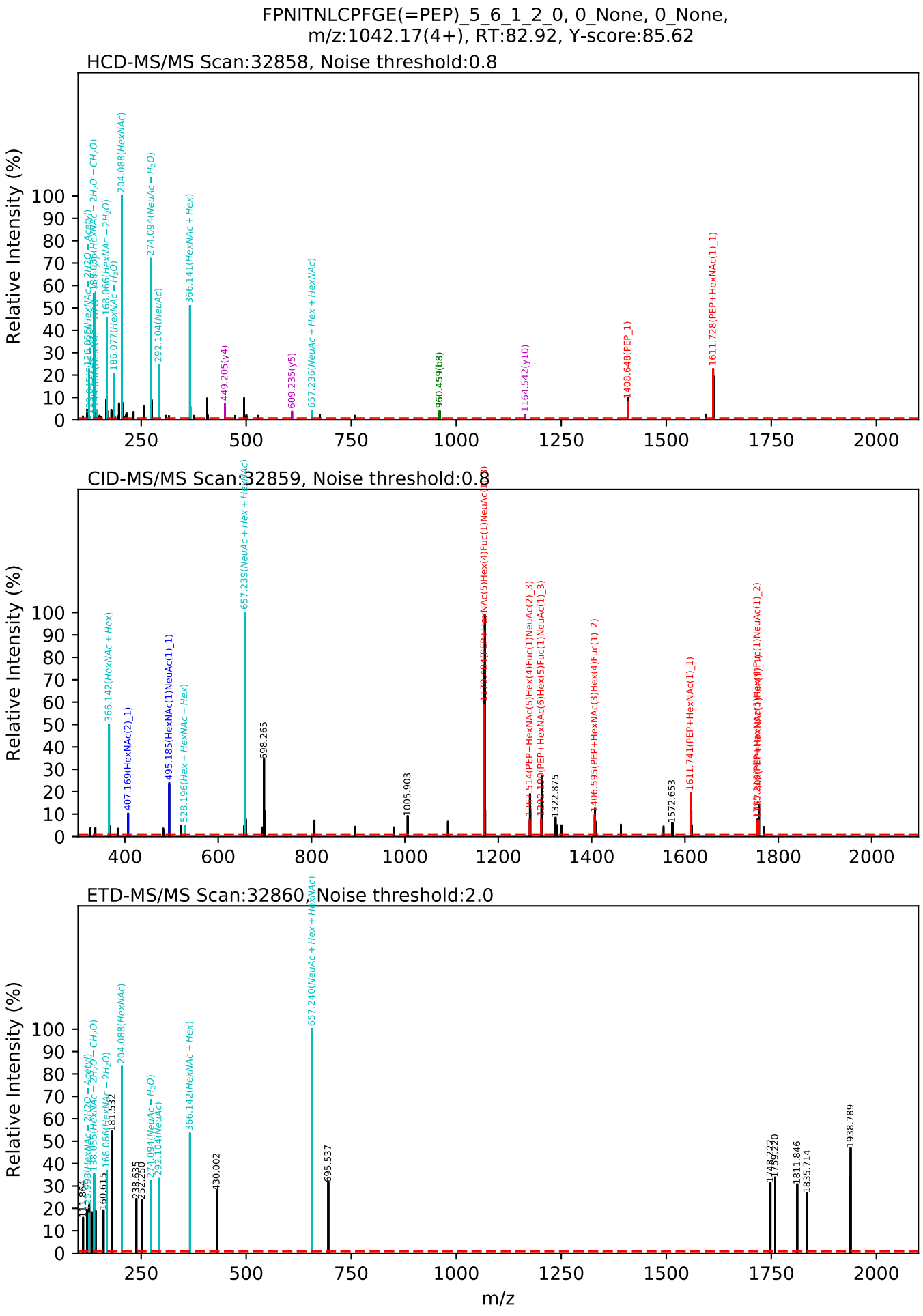
FPNITNLCPFGE(=PEP)_5_6_1_2_0, 0_None, 0_None,
m/z:1042.17(4+), RT:82.92, Y-score:85.62
HCD-MS/MS Scan:32858, Noise threshold:0.8
Relative Intensity (%)
204.088(HexNAc)
274.094(NeuAc − H2O)
292.104(NeuAc)
366.141(HexNAc + Hex)
449.205(y4)
609.235(y5)
657.236(NeuAc + Hex + HexNAc)
960.459(b8)
1164.542(y10)
1408.648(PEP_1)
1611.728(PEP+HexNAc(1)_1)
CID-MS/MS Scan:32859, Noise threshold:0.8
Relative Intensity (%)
366.142(HexNAc + Hex)
407.169(HexNAc(2)_1)
495.185(HexNAc(1)NeuAc(1)_1)
528.196(Hex + HexNAc + Hex)
657.239(NeuAc + Hex + HexNAc)
698.265
1005.903
1322.875
1406.595(PEP+HexNAc(3)Hex(4)Fuc(1)_2)
1572.653
1611.741(PEP+HexNAc(1)_1)
ETD-MS/MS Scan:32860, Noise threshold:2.0
Relative Intensity (%)
204.088(HexNAc)
274.094(NeuAc − H2O)
292.104(NeuAc)
366.142(HexNAc + Hex)
430.002
657.240(NeuAc + Hex + HexNAc)
695.537
1811.846
1835.714
1938.789
m/z

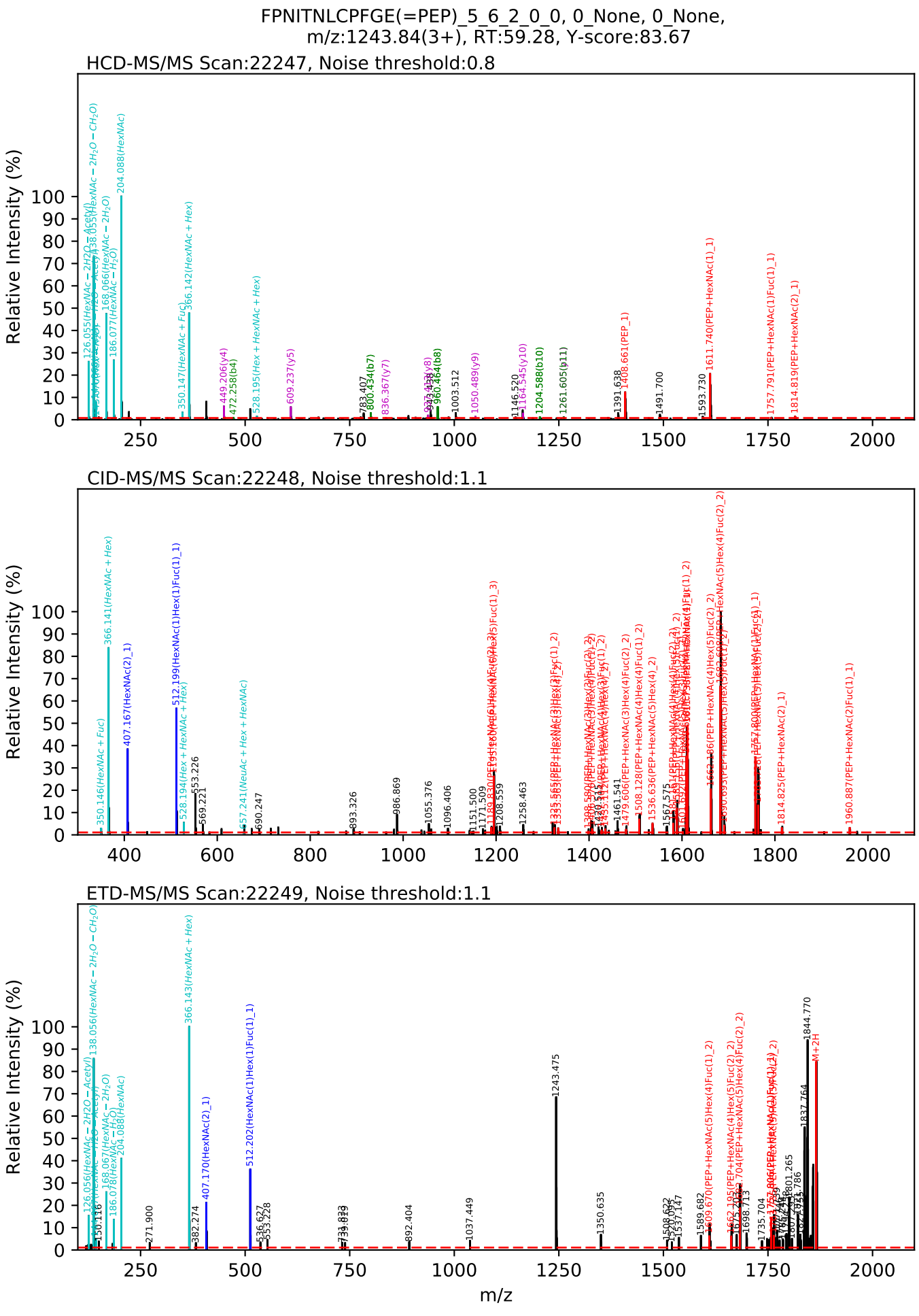
FPNITNLCPFGE(=PEP)_5_6_2_0_0, 0_None, 0_None,
m/z:1243.84(3+), RT:59.28, Y-score:83.67
HCD-MS/MS Scan:22247, Noise threshold:0.8
CID-MS/MS Scan:22248, Noise threshold:1.1
ETD-MS/MS Scan:22249, Noise threshold:1.1
Relative Intensity (%)
m/z

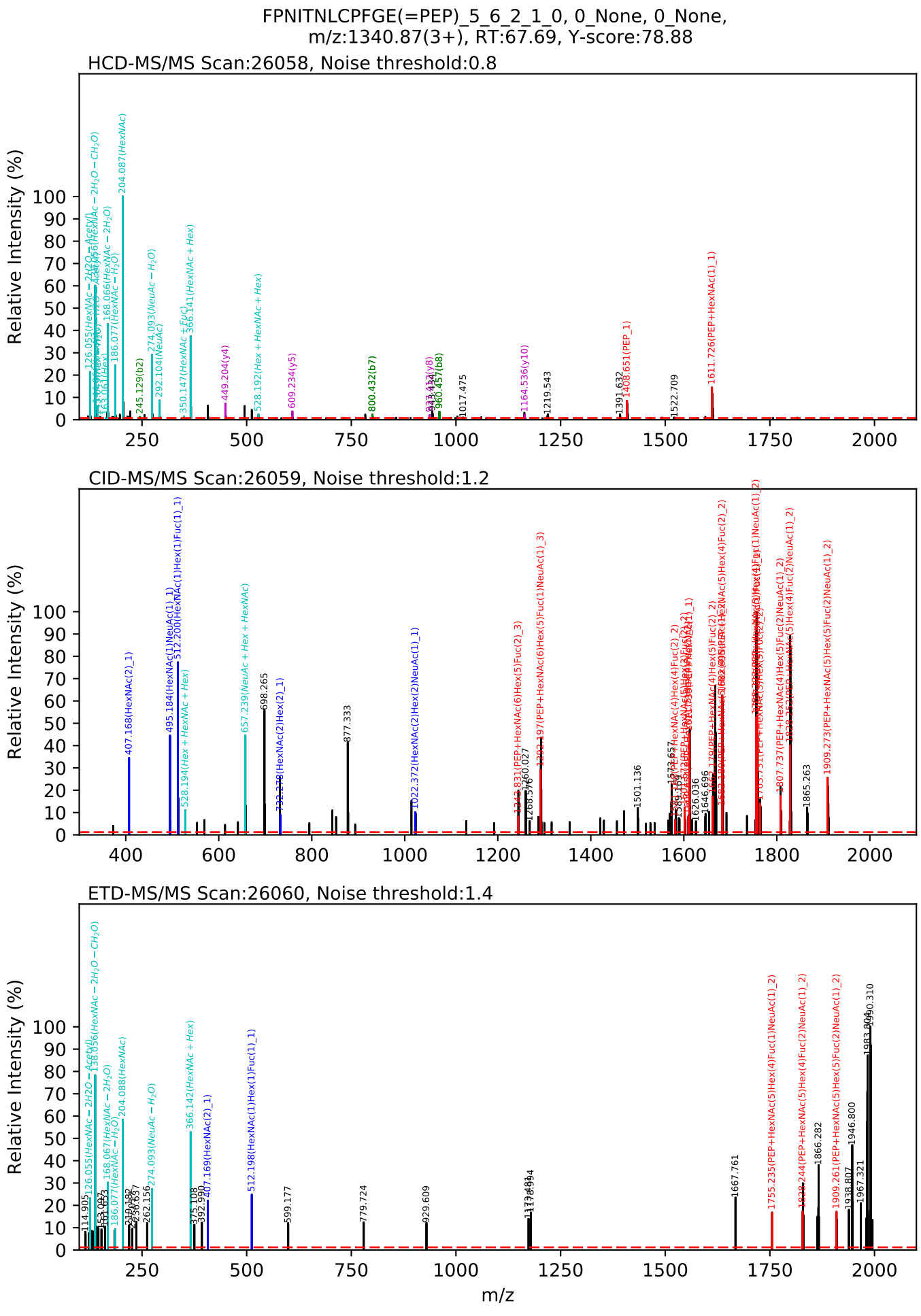
FPNITNLCPFGE(=PEP)_5_6_2_1_0, 0_None, 0_None,
m/z:1340.87(3+), RT:67.69, Y-score:78.88
HCD-MS/MS Scan:26058, Noise threshold:0.8
CID-MS/MS Scan:26059, Noise threshold:1.2
ETD-MS/MS Scan:26060, Noise threshold:1.4
Relative Intensity (%)
m/z

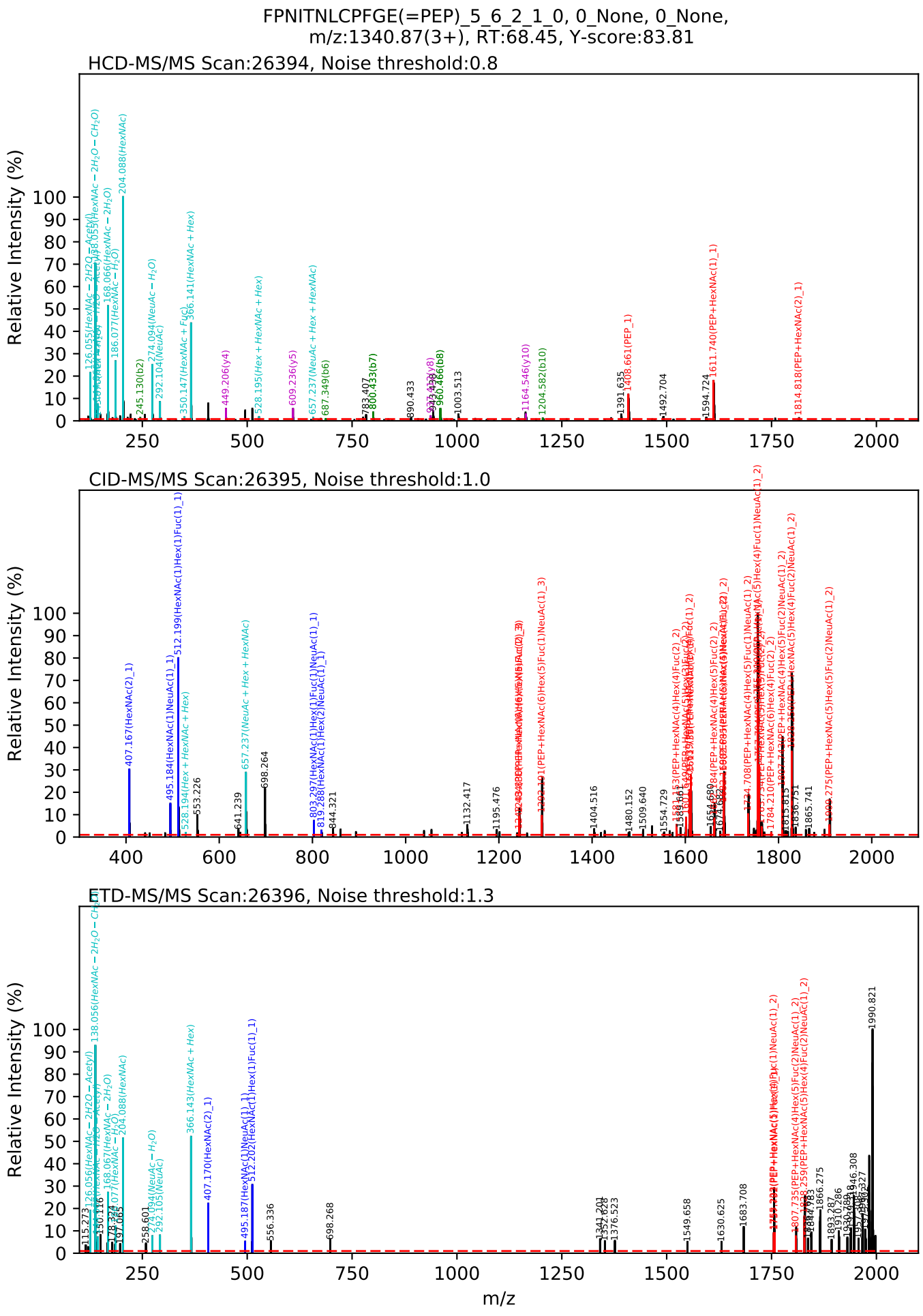
FPNITNLCPFGE(=PEP)_5_6_2_1_0, 0_None, 0_None,
m/z:1340.87(3+), RT:68.45, Y-score:83.81
HCD-MS/MS Scan:26394, Noise threshold:0.8
Relative Intensity (%)
CID-MS/MS Scan:26395, Noise threshold:1.0
Relative Intensity (%)
ETD-MS/MS Scan:26396, Noise threshold:1.3
Relative Intensity (%)
m/z

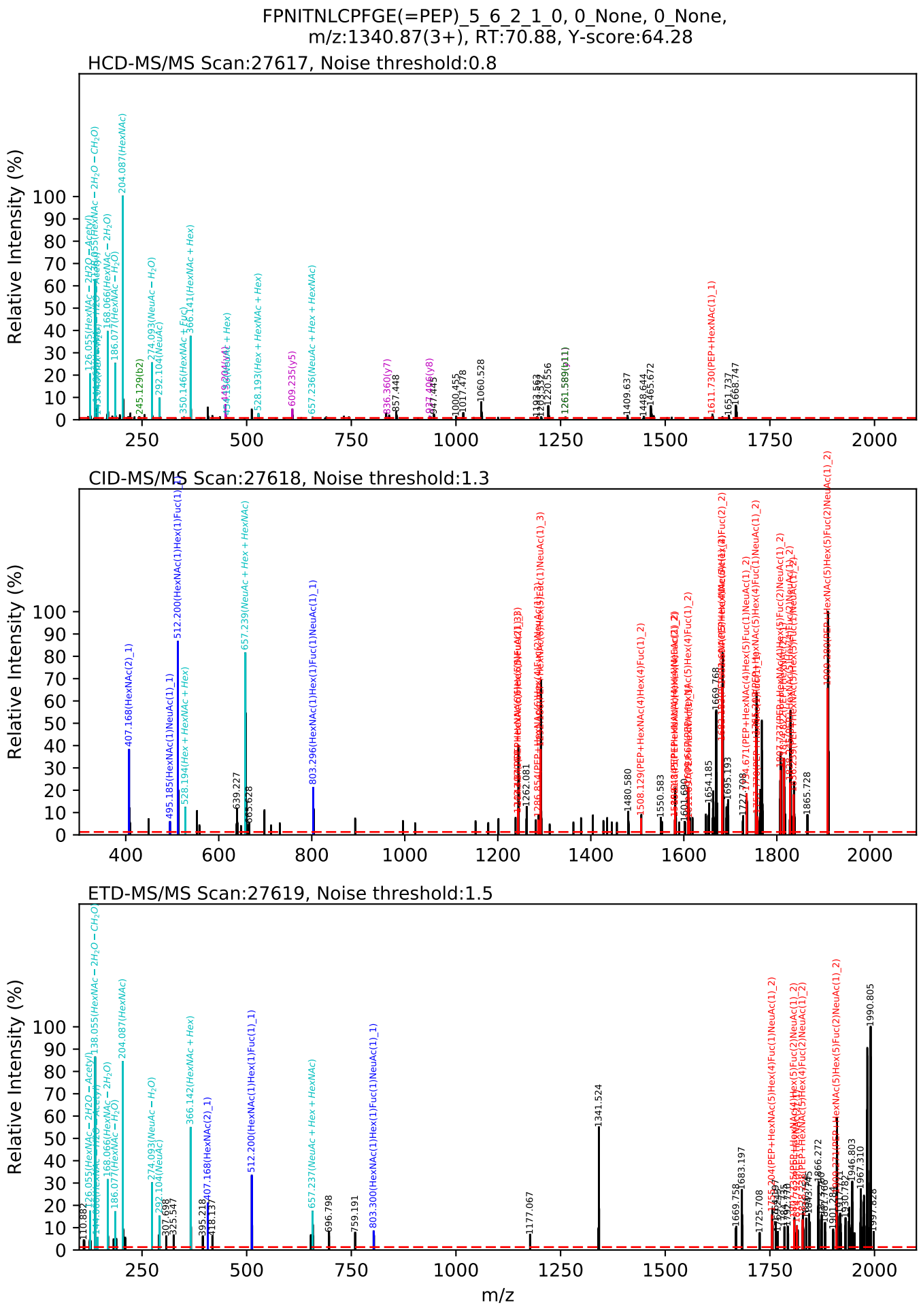
FPNITNLCPFGE(=PEP)_5_6_2_1_0, 0_None, 0_None,
m/z:1340.87(3+), RT:70.88, Y-score:64.28
HCD-MS/MS Scan:27617, Noise threshold:0.8
CID-MS/MS Scan:27618, Noise threshold:1.3
ETD-MS/MS Scan:27619, Noise threshold:1.5
Relative Intensity (%)
m/z

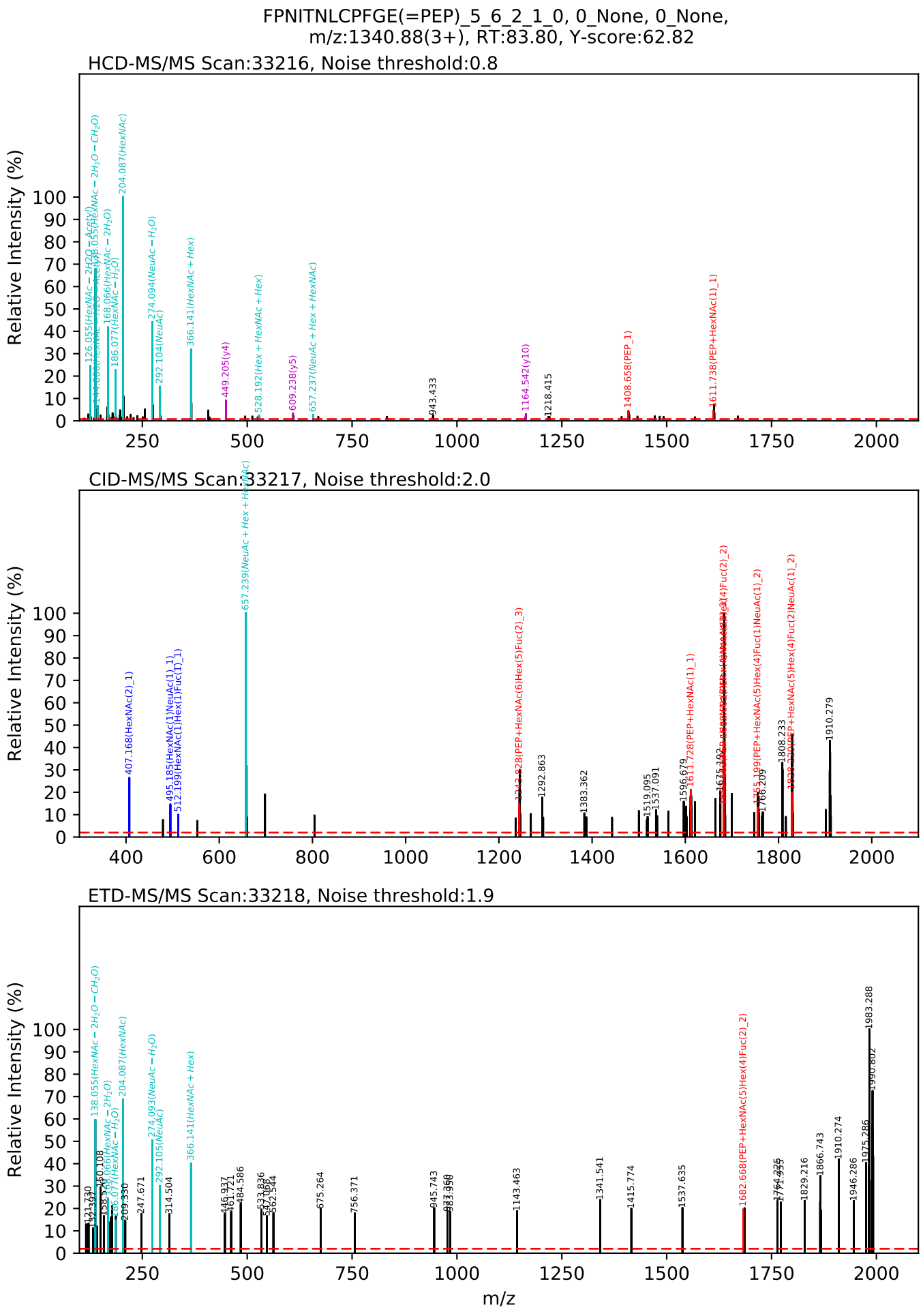
FPNITNLCPFGE(=PEP)_5_6_2_1_0, 0_None, 0_None,
m/z:1340.88(3+), RT:83.80, Y-score:62.82
HCD-MS/MS Scan:33216, Noise threshold:0.8
Relative Intensity (%)
204.087(HexNAc)
274.094(NeuAc − H2O)
292.104(NeuAc)
366.141(HexNAc + Hex)
449.205(y4)
528.192(Hex + HexNAc + Hex)
609.238(y5)
657.237(NeuAc + Hex + HexNAc)
943.433
1164.542(y10)
1218.415
1408.658(PEP_1)
1611.738(PEP+HexNAc(1)_1)
CID-MS/MS Scan:33217, Noise threshold:2.0
Relative Intensity (%)
407.168(HexNAc(2)_1)
495.185(HexNAc(1)NeuAc(1)_1)
512.199(HexNAc(1)Hex(1)Fuc(1)_1)
657.239(NeuAc + Hex + HexNAc)
1292.863
1383.362
1519.095
1537.091
1596.679
1611.728(PEP+HexNAc(1)_1)
1808.233
1910.279
ETD-MS/MS Scan:33218, Noise threshold:1.9
Relative Intensity (%)
204.087(HexNAc)
274.093(NeuAc − H2O)
292.105(NeuAc)
366.141(HexNAc + Hex)
247.671
314.504
446.937
461.721
484.586
675.264
756.371
945.743
1143.463
1341.541
1415.774
1537.635
1682.668(PEP+HexNAc(5)Hex(4)Fuc(2)_2)
1829.216
1866.743
1910.274
1946.286
1975.286
1983.288
m/z

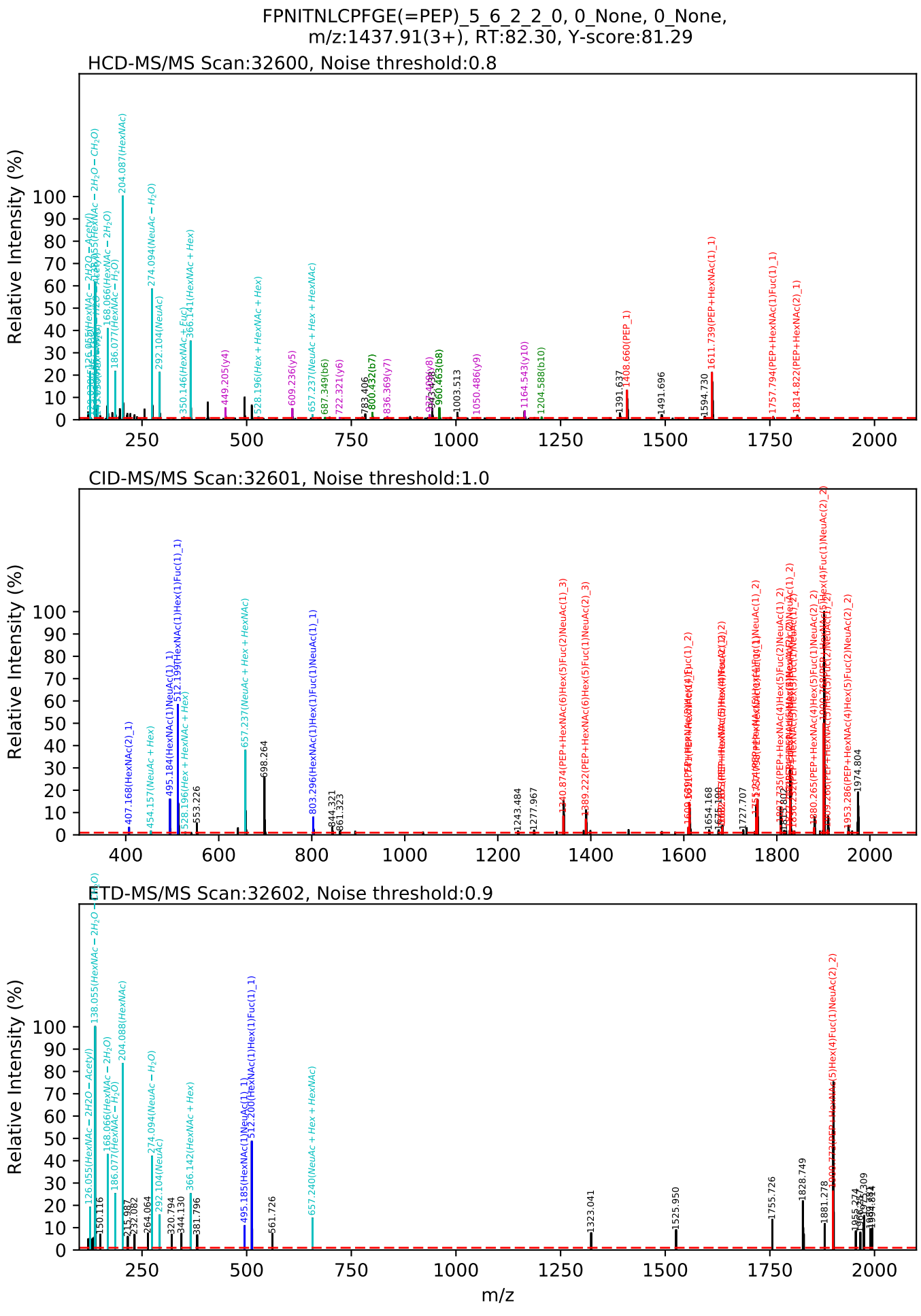
FPNITNLCPFGE(=PEP)_5_6_2_2_0, 0_None, 0_None,
m/z:1437.91(3+), RT:82.30, Y-score:81.29
HCD-MS/MS Scan:32600, Noise threshold:0.8
CID-MS/MS Scan:32601, Noise threshold:1.0
ETD-MS/MS Scan:32602, Noise threshold:0.9
Relative Intensity (%)
m/z

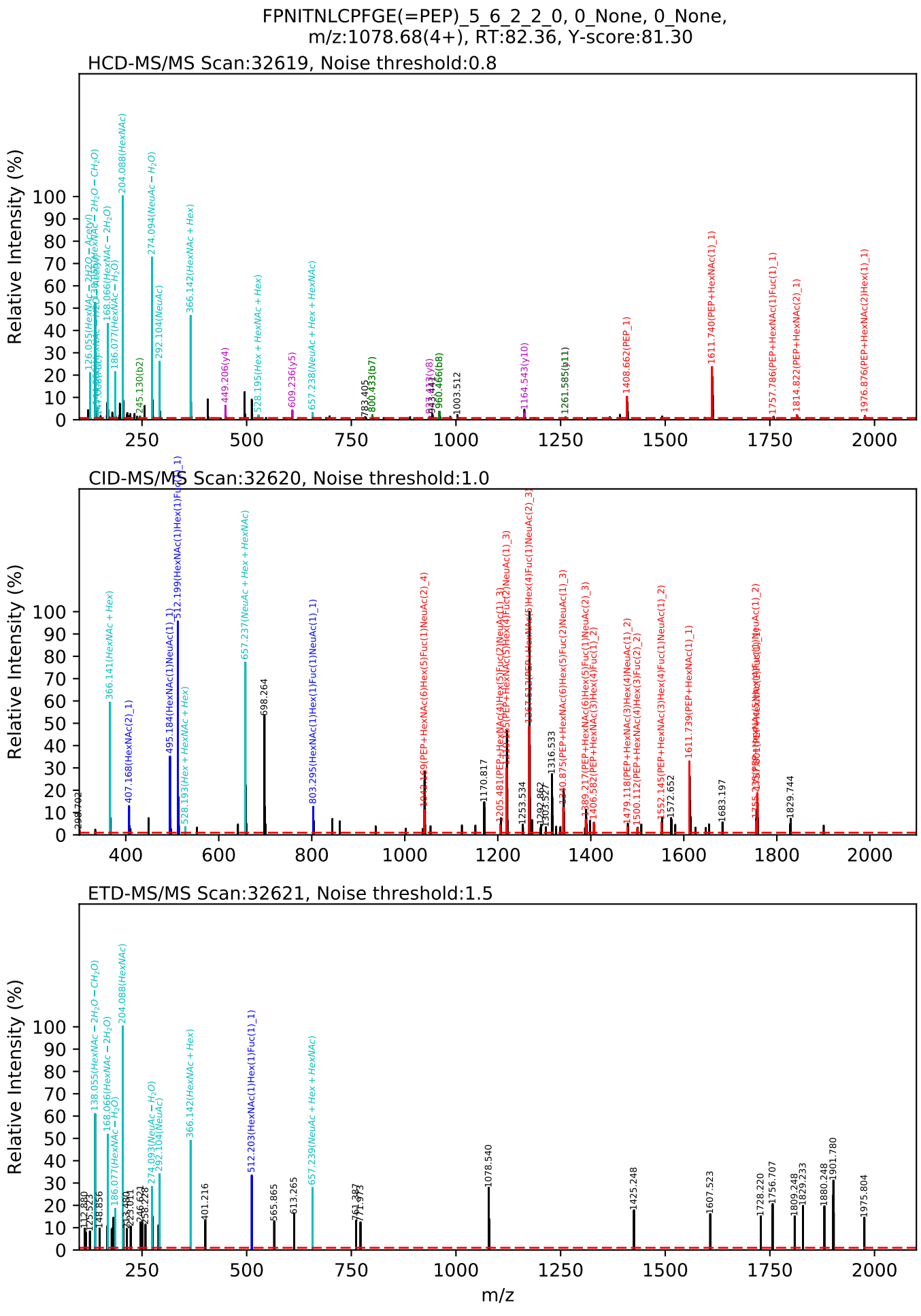
FPNITNLCPFGE(=PEP)_5_6_2_2_0, 0_None, 0_None,
m/z:1078.68(4+), RT:82.36, Y-score:81.30
HCD-MS/MS Scan:32619, Noise threshold:0.8
CID-MS/MS Scan:32620, Noise threshold:1.0
ETD-MS/MS Scan:32621, Noise threshold:1.5
Relative Intensity (%)
m/z

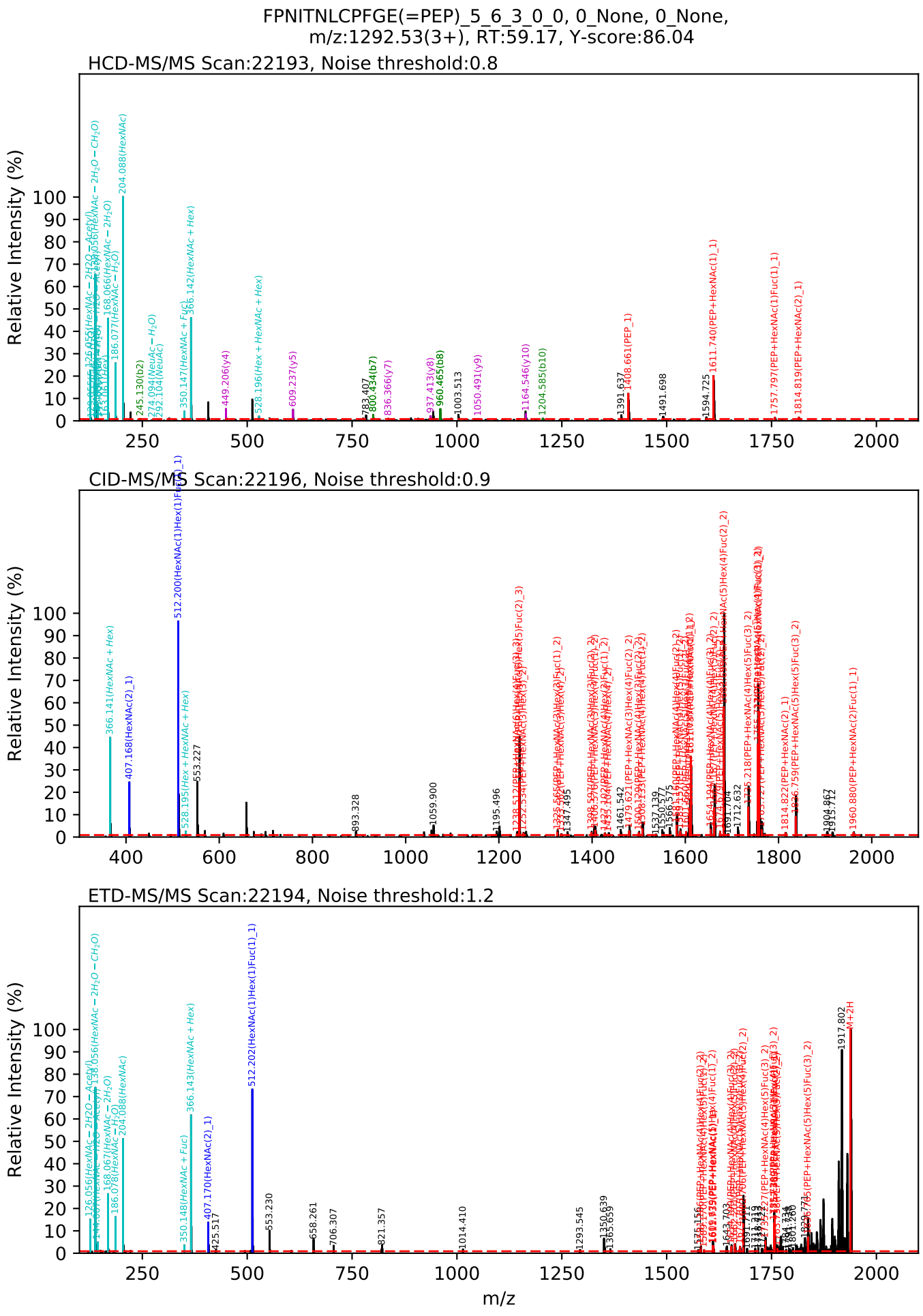
FPNITNLCPFGE(=PEP)_5_6_3_0_0, 0_None, 0_None,
m/z:1292.53(3+), RT:59.17, Y-score:86.04
HCD-MS/MS Scan:22193, Noise threshold:0.8
CID-MS/MS Scan:22196, Noise threshold:0.9
ETD-MS/MS Scan:22194, Noise threshold:1.2
Relative Intensity (%)
m/z

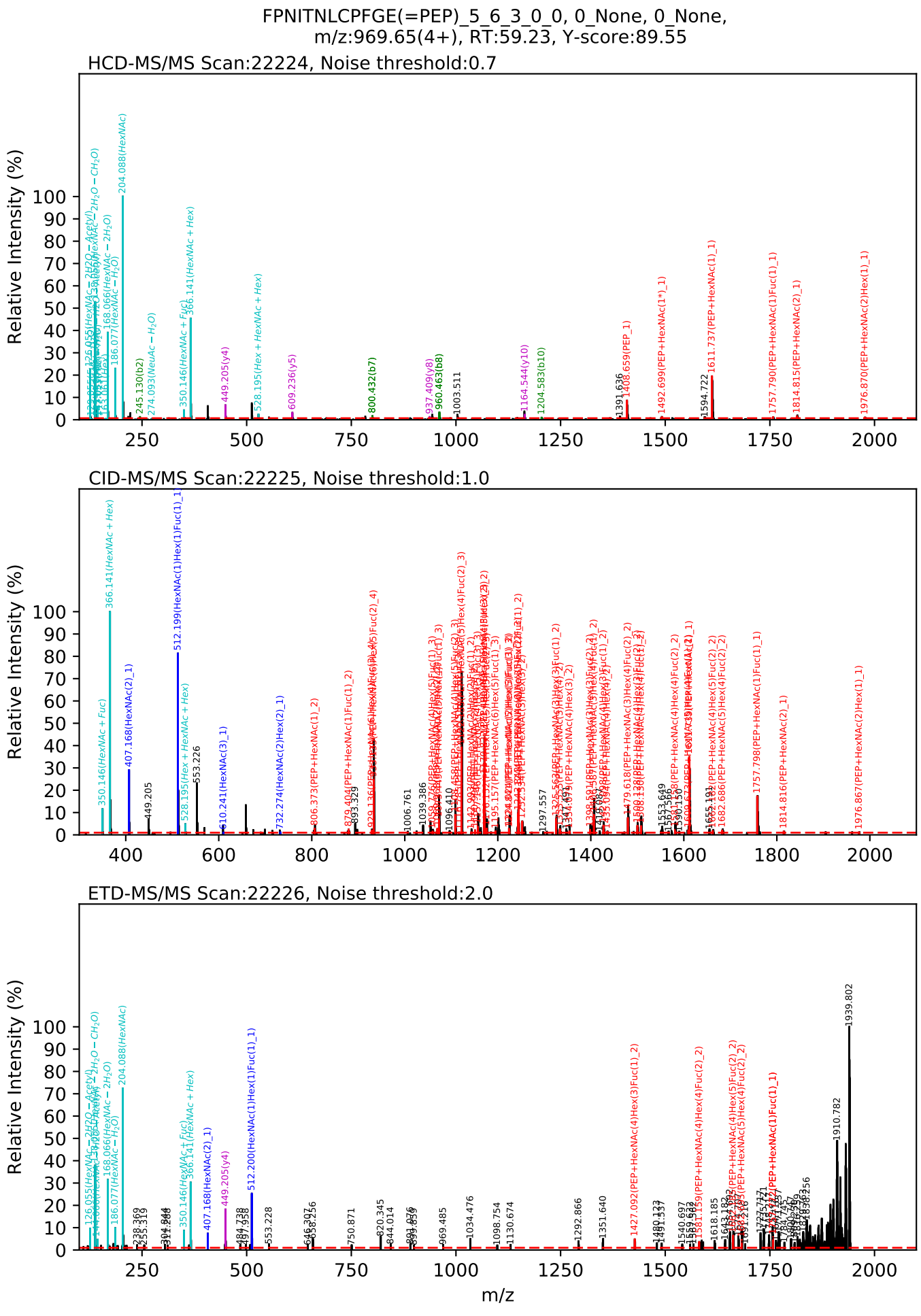
FPNITNLCPFGE(=PEP)_5_6_3_0_0, 0_None, 0_None,
m/z:969.65(4+), RT:59.23, Y-score:89.55
HCD-MS/MS Scan:22224, Noise threshold:0.7
CID-MS/MS Scan:22225, Noise threshold:1.0
ETD-MS/MS Scan:22226, Noise threshold:2.0
Relative Intensity (%)
m/z

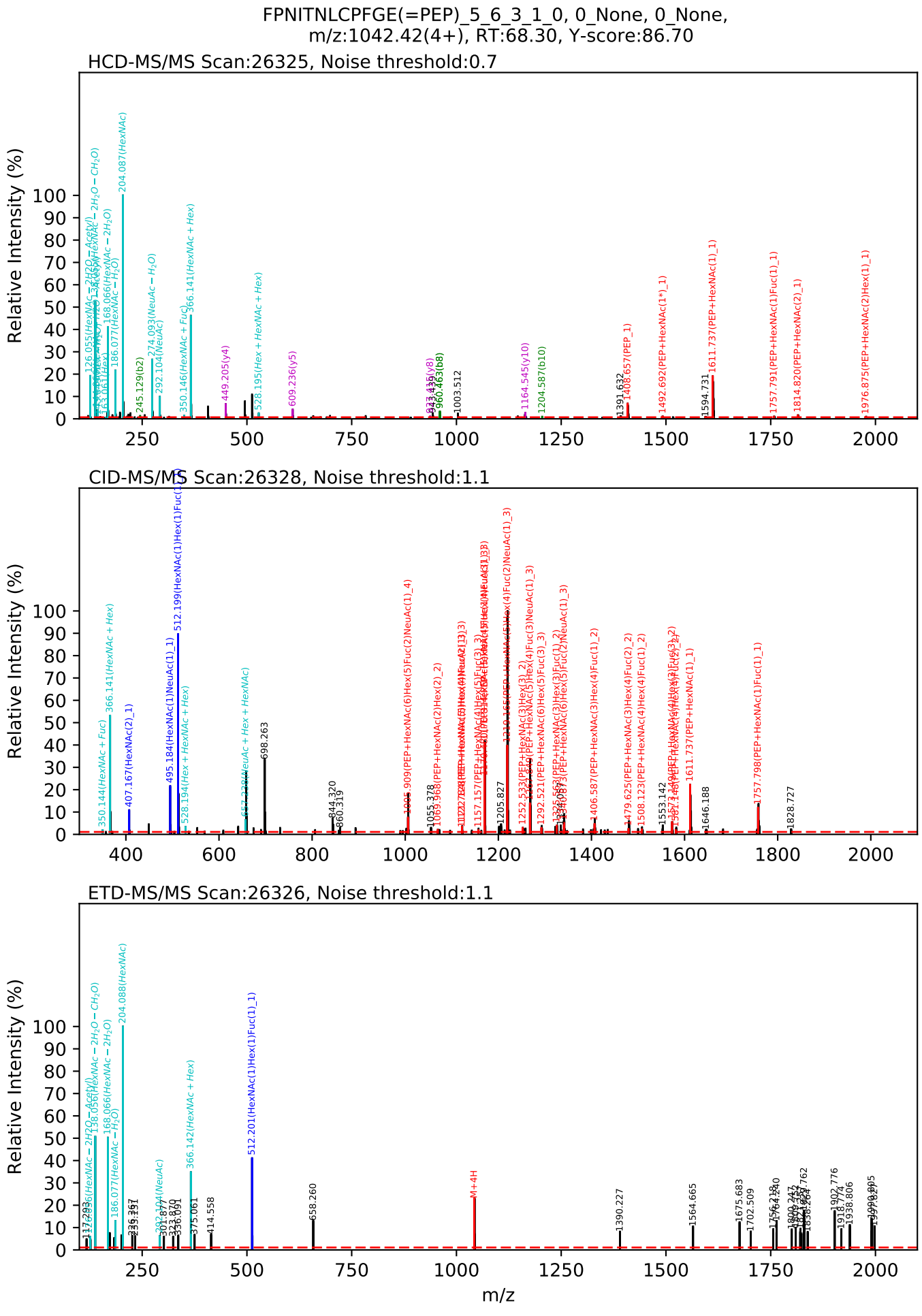
FPNITNLCPFGE(=PEP)_5_6_3_1_0, 0_None, 0_None,
m/z:1042.42(4+), RT:68.30, Y-score:86.70
HCD-MS/MS Scan:26325, Noise threshold:0.7
CID-MS/MS Scan:26328, Noise threshold:1.1
ETD-MS/MS Scan:26326, Noise threshold:1.1
Relative Intensity (%)
m/z

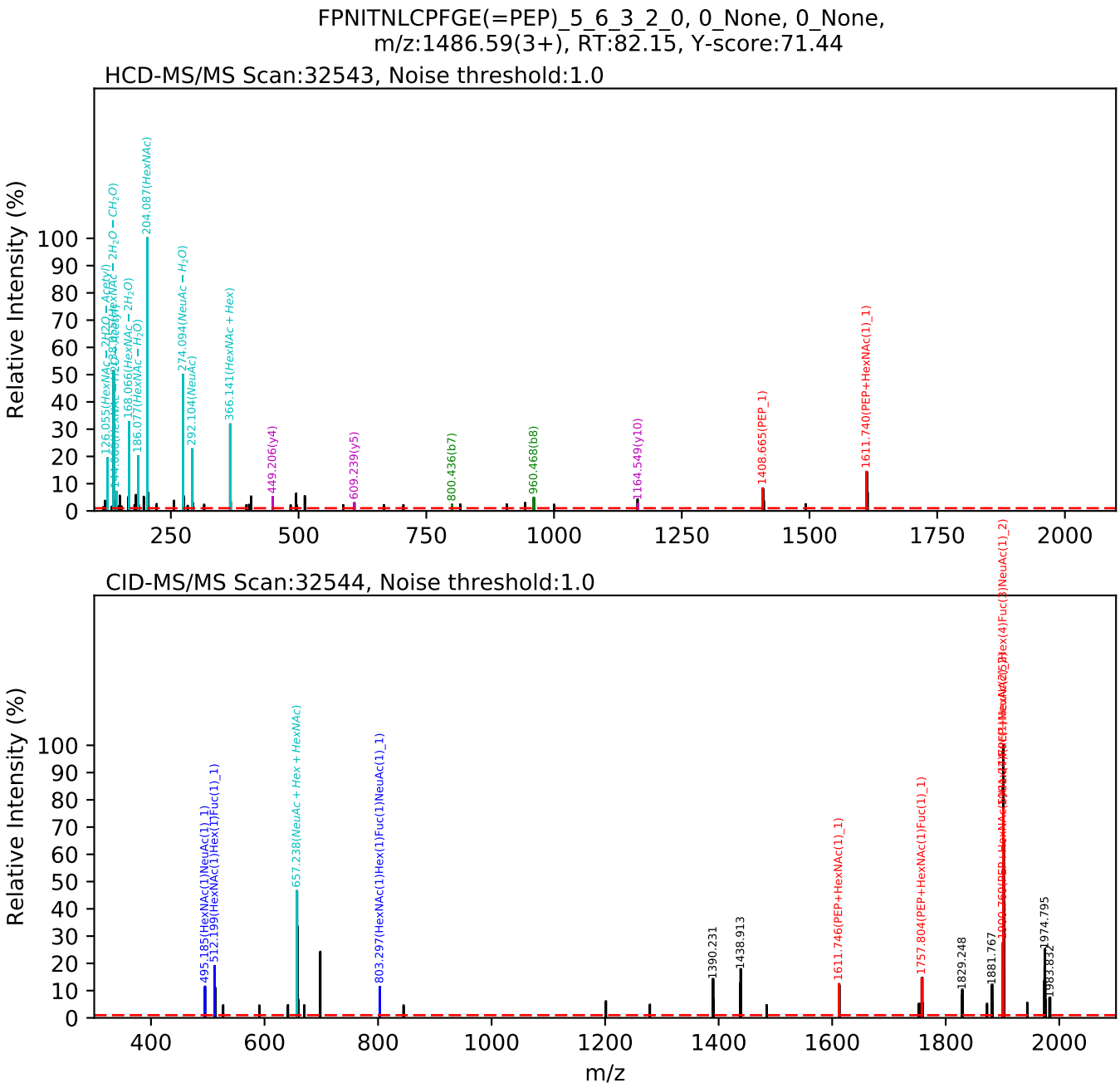
FPNITNLCPFGE(=PEP)_5_6_3_2_0, 0_None, 0_None,
m/z:1486.59(3+), RT:82.15, Y-score:71.44
HCD-MS/MS Scan:32543, Noise threshold:1.0
Relative Intensity (%)
204.087(HexNAc)
274.094(NeuAc − H2O)
292.104(NeuAc)
366.141(HexNAc + Hex)
449.206(y4)
609.239(y5)
800.436(b7)
960.468(b8)
1164.549(y10)
1408.665(PEP_1)
1611.740(PEP+HexNAc(1)_1)
CID-MS/MS Scan:32544, Noise threshold:1.0
Relative Intensity (%)
495.185(HexNAc(1)NeuAc(1)_1)
512.199(HexNAc(1)Hex(1)Fuc(1)_1)
657.238(NeuAc + Hex + HexNAc)
803.297(HexNAc(1)Hex(1)Fuc(1)NeuAc(1)_1)
1390.231
1438.913
1611.746(PEP+HexNAc(1)_1)
1757.804(PEP+HexNAc(1)Fuc(1)_1)
1829.248
1881.767
1974.795
m/z

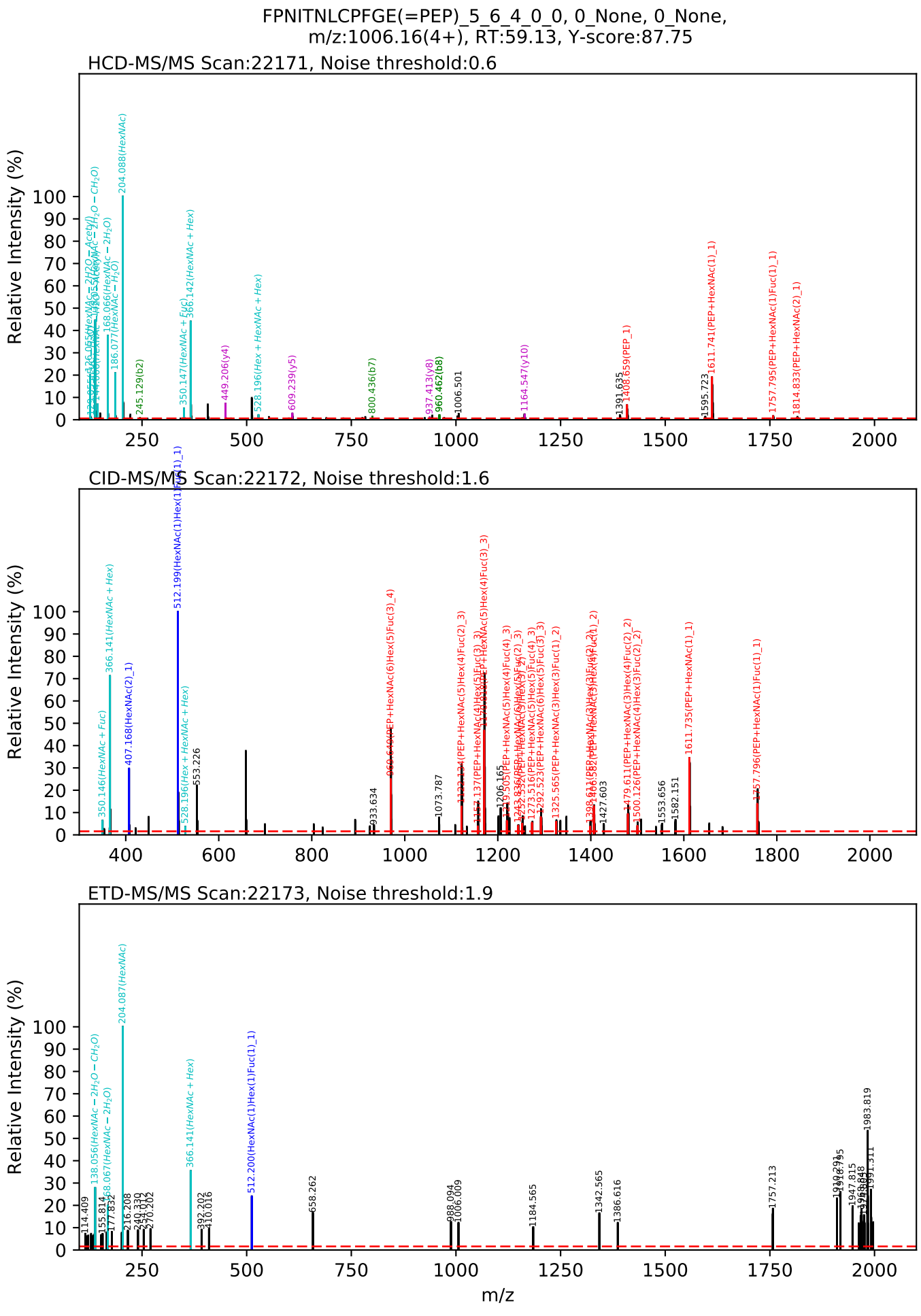
FPNITNLCPFGE(=PEP)_5_6_4_0_0, 0_None, 0_None,
m/z:1006.16(4+), RT:59.13, Y-score:87.75
HCD-MS/MS Scan:22171, Noise threshold:0.6
CID-MS/MS Scan:22172, Noise threshold:1.6
ETD-MS/MS Scan:22173, Noise threshold:1.9
Relative Intensity (%)
m/z

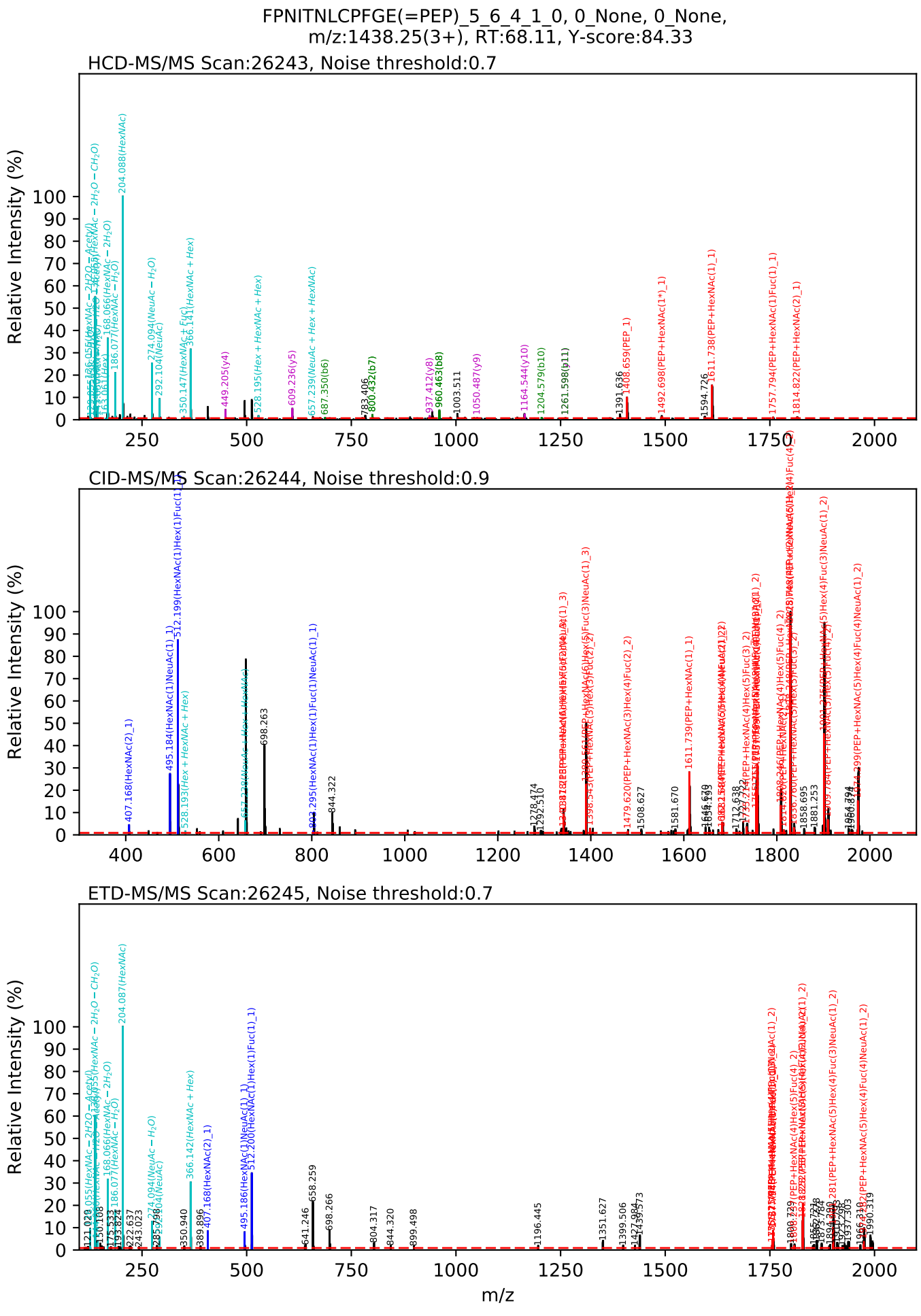
FPNITNLCPFGE(=PEP)_5_6_4_1_0, 0_None, 0_None,
m/z:1438.25(3+), RT:68.11, Y-score:84.33
HCD-MS/MS Scan:26243, Noise threshold:0.7
Relative Intensity (%)
CID-MS/MS Scan:26244, Noise threshold:0.9
Relative Intensity (%)
ETD-MS/MS Scan:26245, Noise threshold:0.7
Relative Intensity (%)
m/z

FPNITNLCPFGE(=PEP)_5_6_5_0_0_0, 0_None, 0_None,
m/z:1042.68(4+), RT:58.97, Y-score:75.97

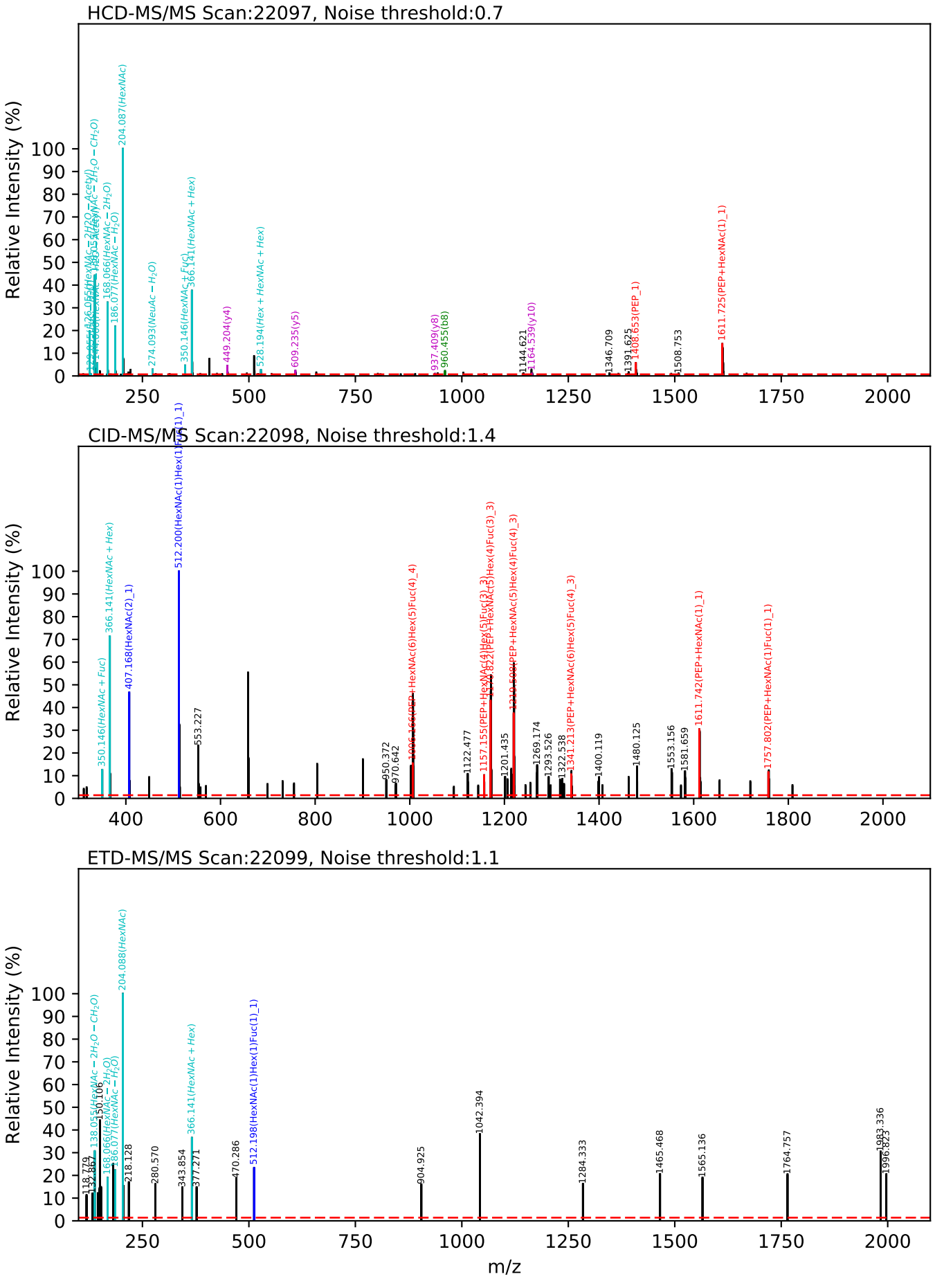

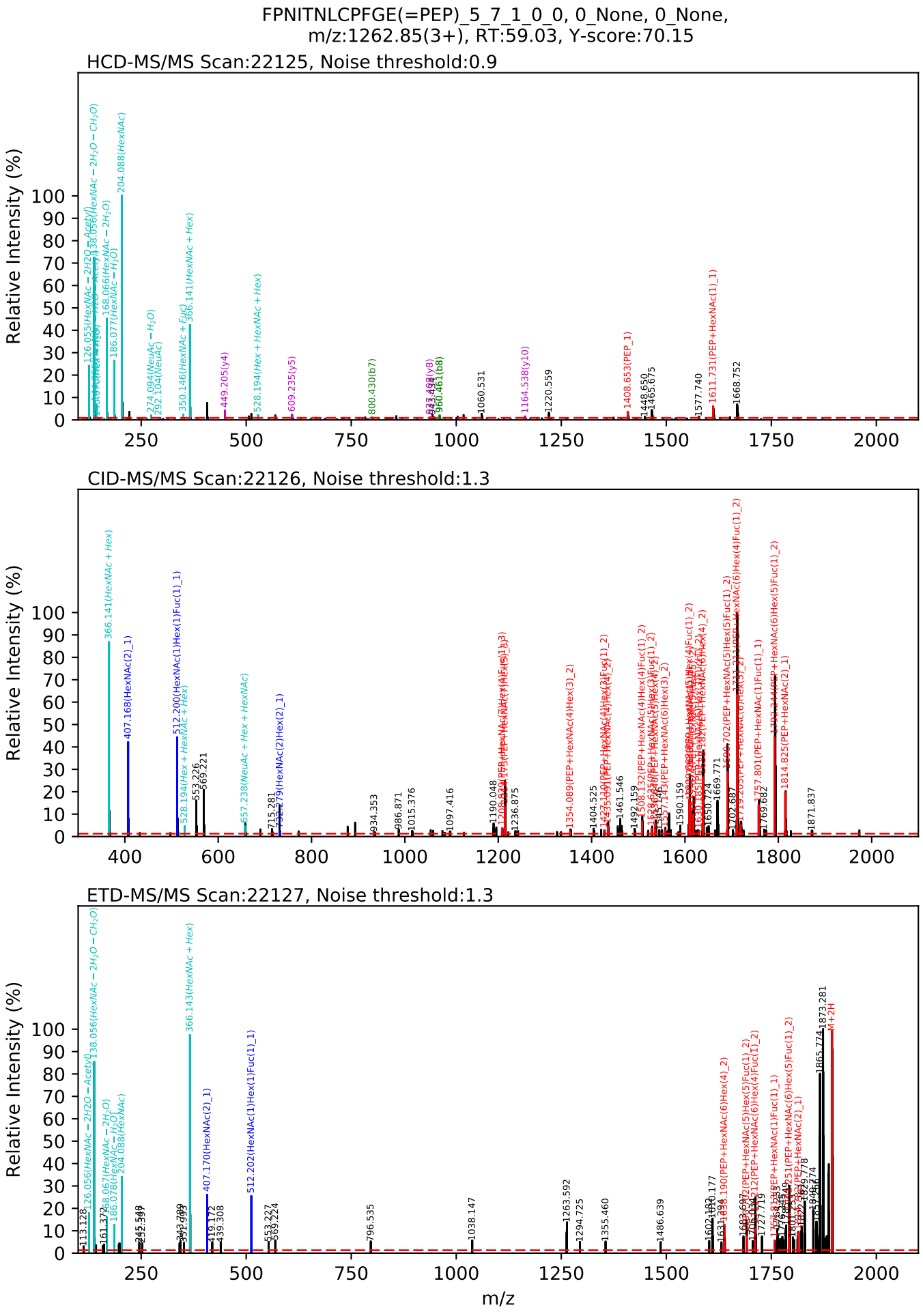
FPNITNLCPFGE(=PEP)_5_7_1_0_0, 0_None, 0_None,
m/z:1262.85(3+), RT:59.03, Y-score:70.15
HCD-MS/MS Scan:22125, Noise threshold:0.9
CID-MS/MS Scan:22126, Noise threshold:1.3
ETD-MS/MS Scan:22127, Noise threshold:1.3
Relative Intensity (%)
m/z

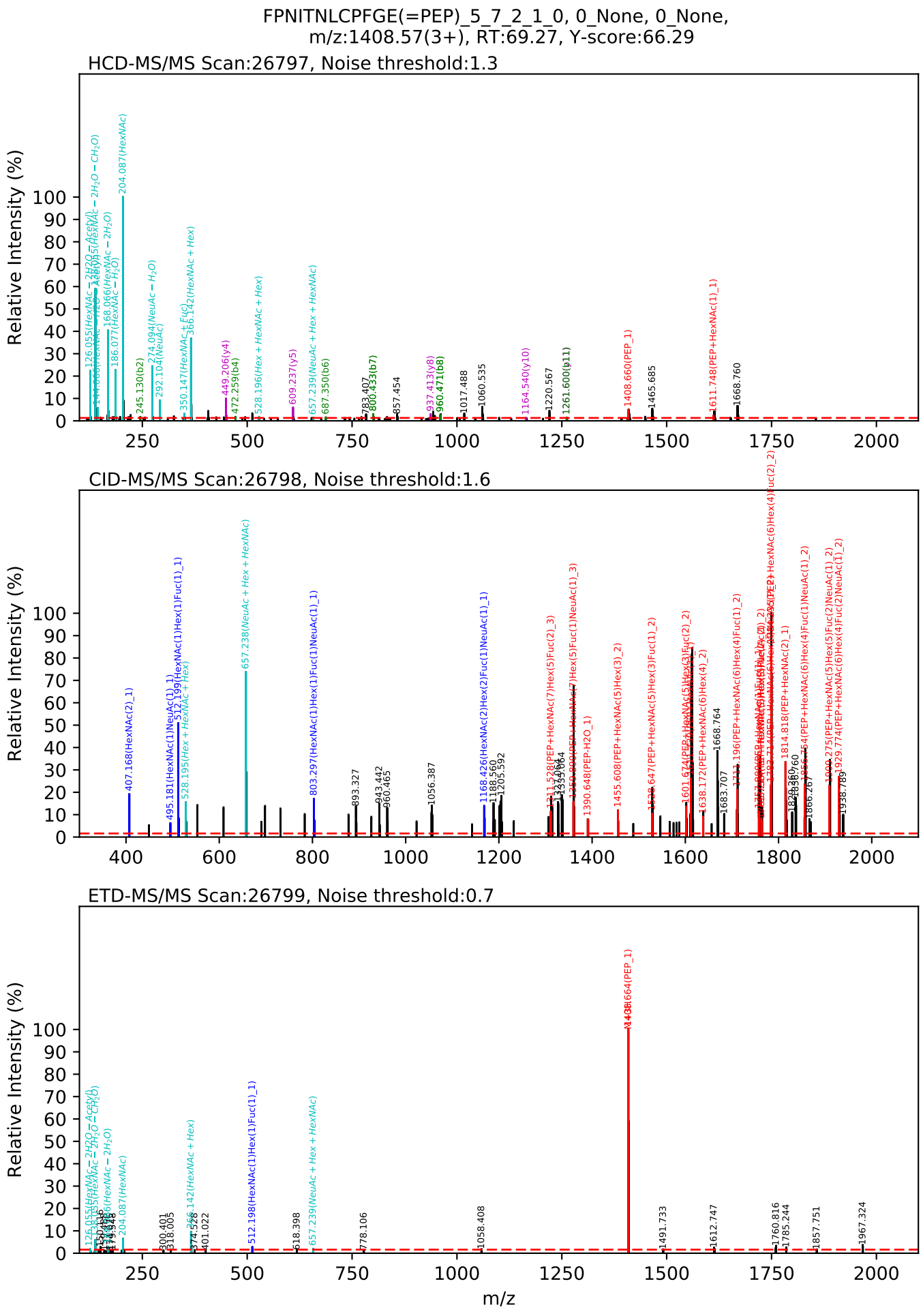
FPNITNLCPFGE(=PEP)_5_7_2_1_0, 0_None, 0_None,
m/z:1408.57(3+), RT:69.27, Y-score:66.29
HCD-MS/MS Scan:26797, Noise threshold:1.3
CID-MS/MS Scan:26798, Noise threshold:1.6
ETD-MS/MS Scan:26799, Noise threshold:0.7
Relative Intensity (%)
m/z

FPNITNLCPFGE(=PEP)_6_2_0_0_0, 0_None, 1_Hex_Phosphorylation,
m/z:956.37(3+), RT:74.36, Y-score:81.61

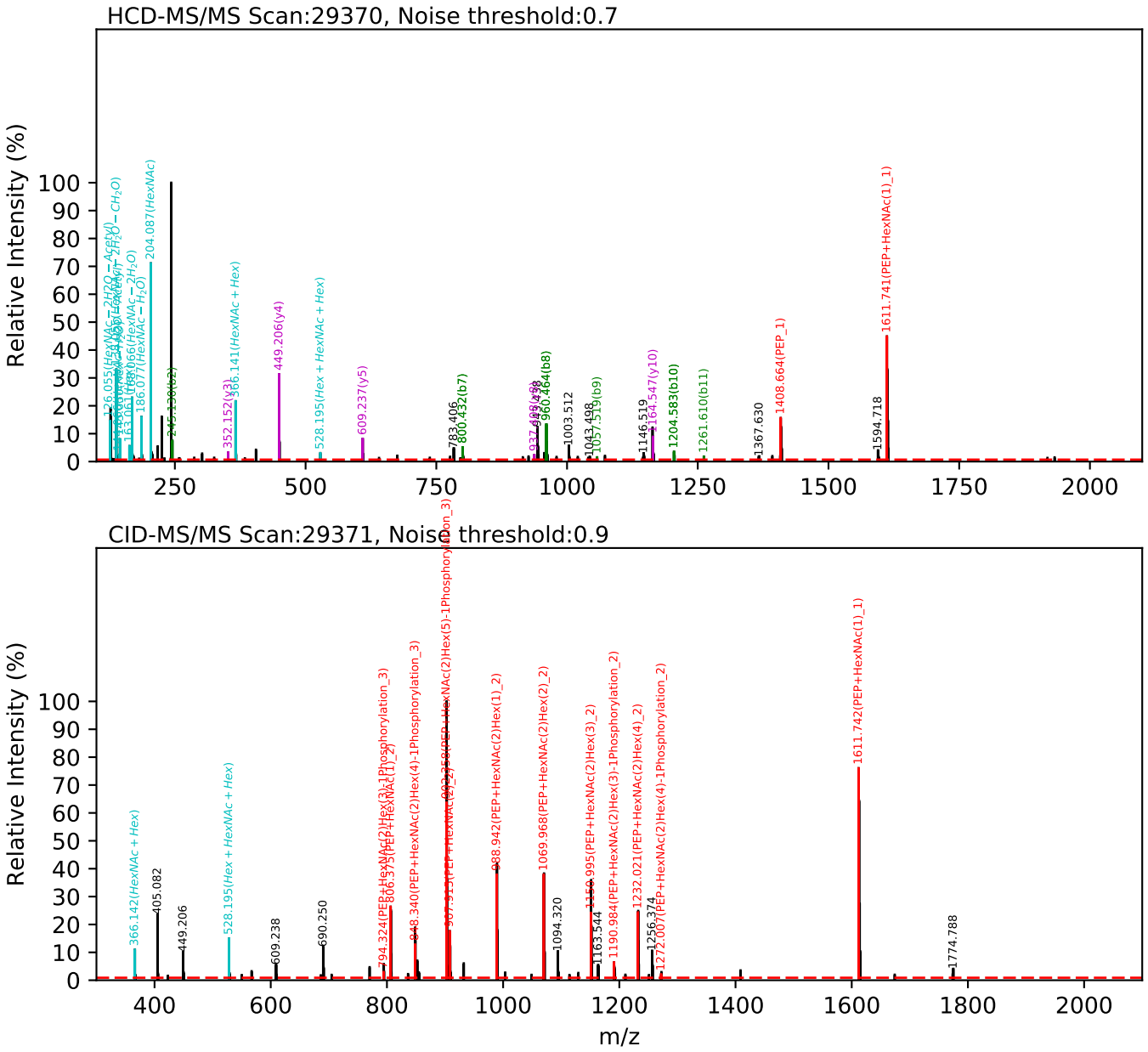

FPNITNLCPFGE(=PEP)_6_3_0_0_0_0, 0_None, 1_Hex_Phosphorylation,
m/z:1024.06(3+), RT:74.26, Y-score:72.86

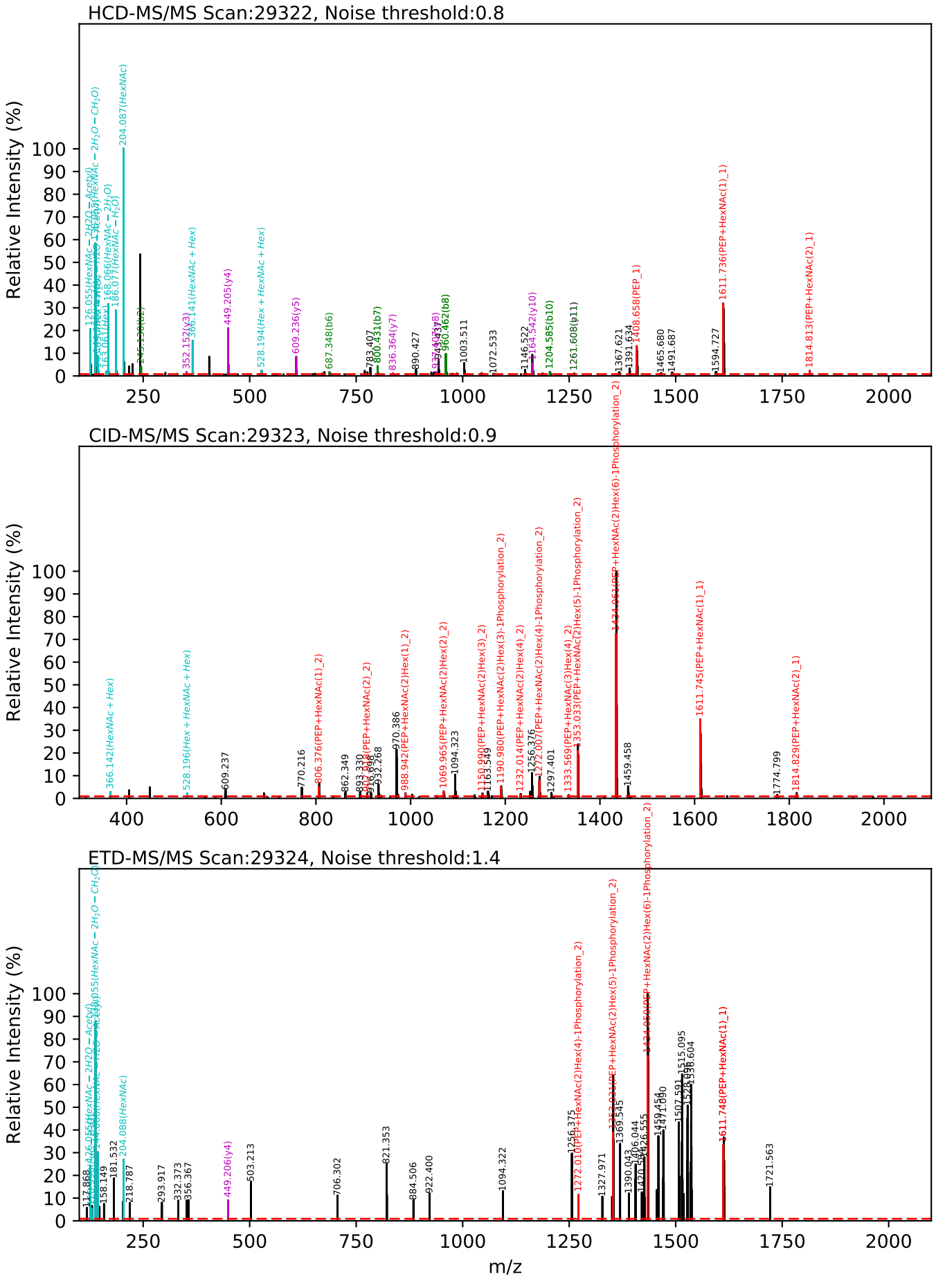

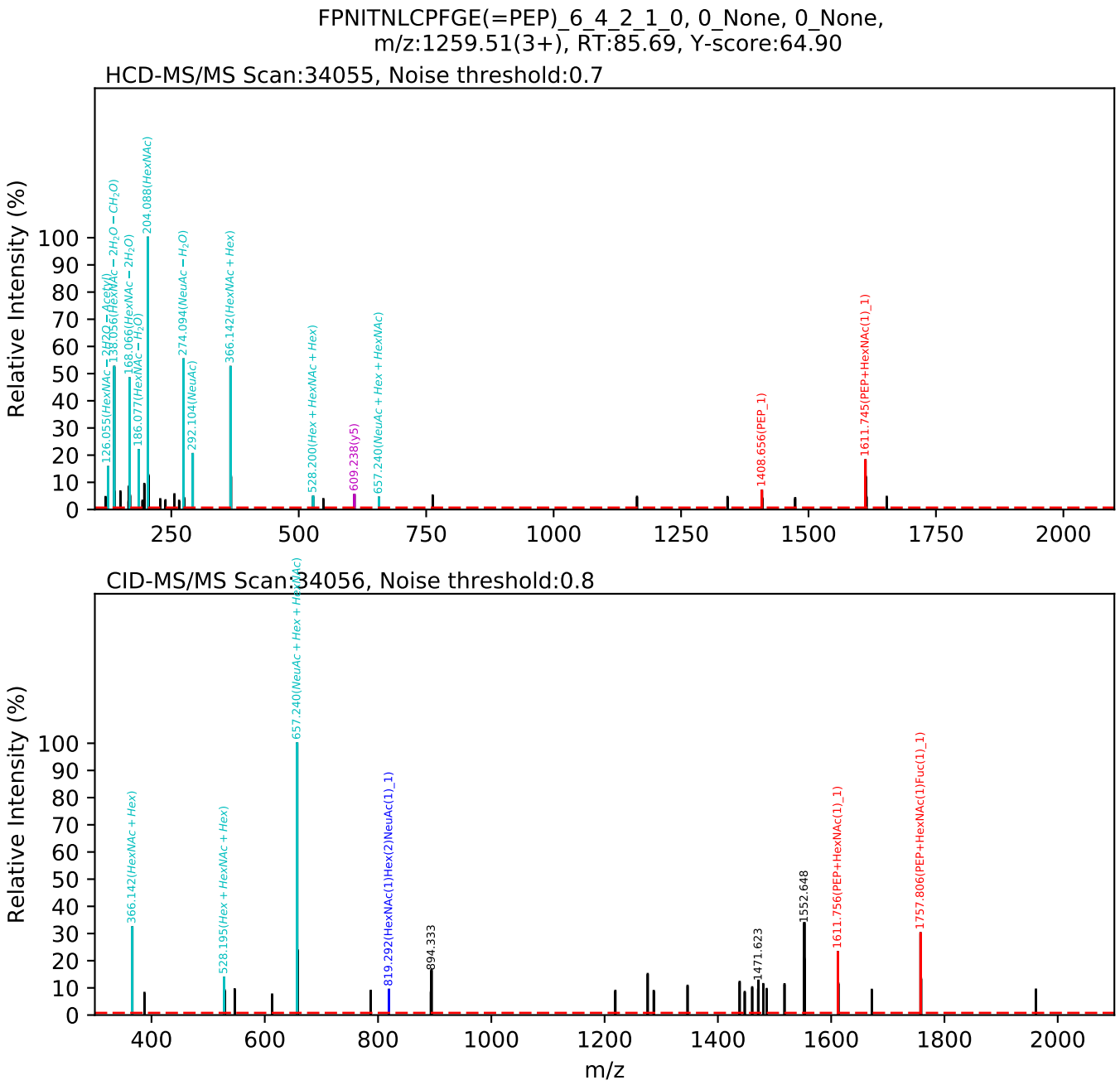
FPNITNLCPFGE(=PEP)_6_4_2_1_0, 0_None, 0_None,
m/z:1259.51(3+), RT:85.69, Y-score:64.90
HCD-MS/MS Scan:34055, Noise threshold:0.7
Relative Intensity (%)
126.055(HexNAc − 2H2O − CH2O)
138.055(HexNAc − 2H2O − CH2O)
168.066(HexNAc − 2H2O)
186.077(HexNAc − H2O)
204.088(HexNAc)
274.094(NeuAc − H2O)
292.104(NeuAc)
366.142(HexNAc + Hex)
528.200(Hex + HexNAc + Hex)
609.238(y5)
657.240(NeuAc + Hex + HexNAc)
1408.656(PEP_1)
1611.745(PEP+HexNAc(1)_1)
CID-MS/MS Scan:34056, Noise threshold:0.8
Relative Intensity (%)
366.142(HexNAc + Hex)
528.195(Hex + HexNAc + Hex)
657.240(NeuAc + Hex + HexNAc)
819.292(HexNAc(1)Hex(2)NeuAc(1)_1)
894.333
1471.623
1552.648
1611.756(PEP+HexNAc(1)_1)
1757.806(PEP+HexNAc(1)Fuc(1)_1)
m/z

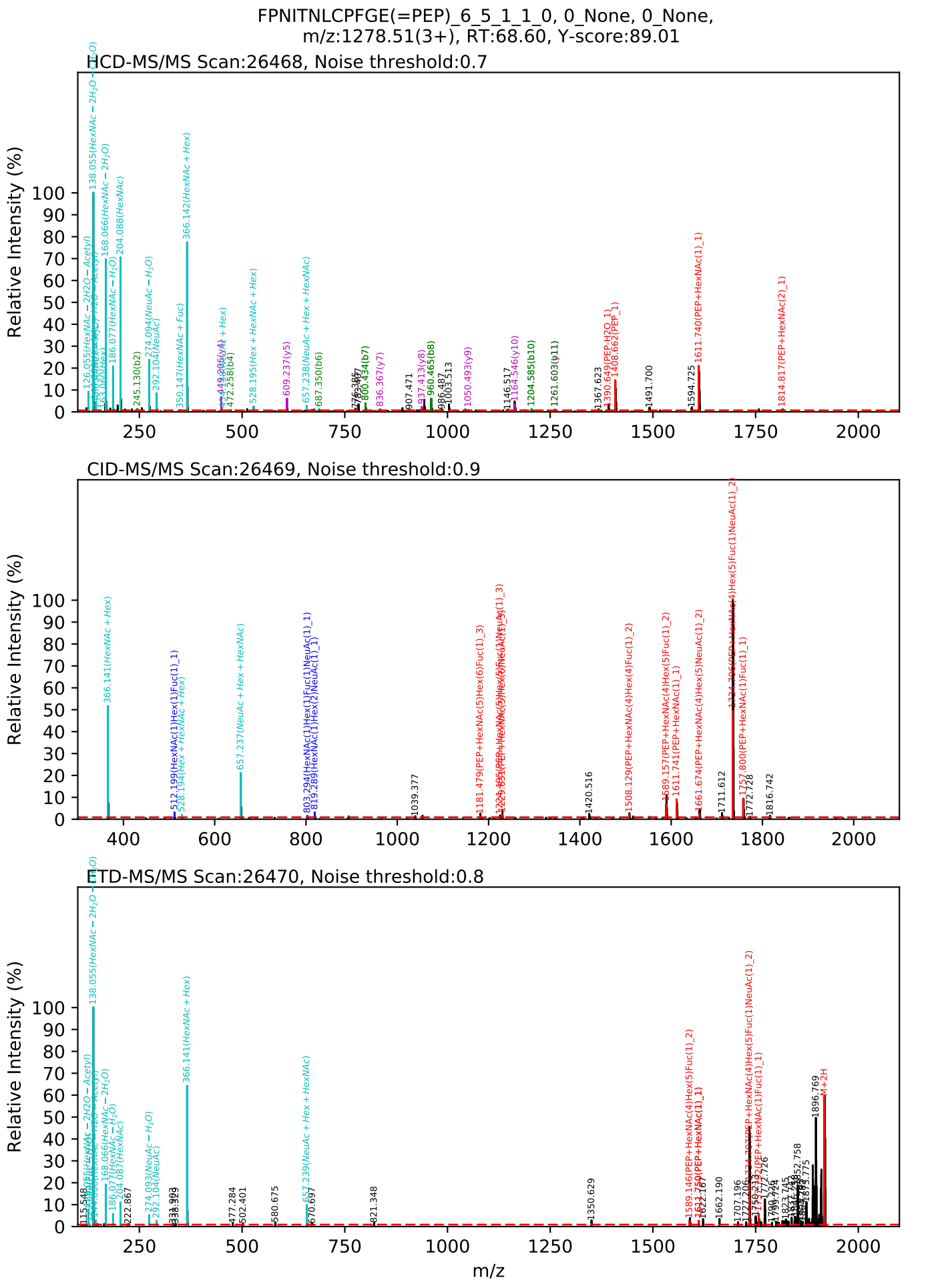
FPNITNLCPFGE(=PEP)_6_5_1_1_0, 0_None, 0_None,
m/z:1278.51(3+), RT:68.60, Y-score:89.01
HCD-MS/MS Scan:26468, Noise threshold:0.7
CID-MS/MS Scan:26469, Noise threshold:0.9
ETD-MS/MS Scan:26470, Noise threshold:0.8
Relative Intensity (%)
m/z

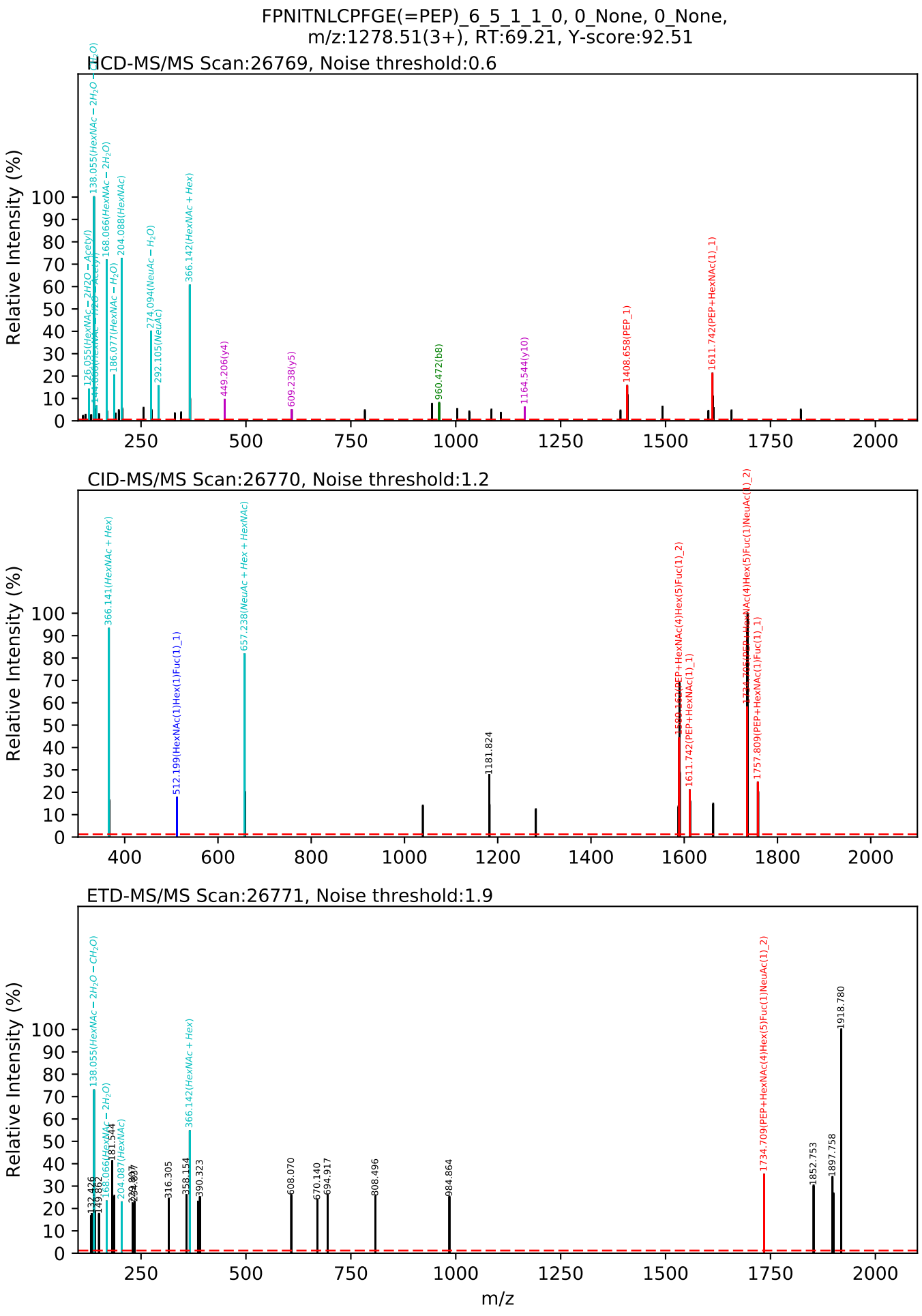
FPNITNLCPFGE(=PEP)_6_5_1_1_0, 0_None, 0_None,
m/z:1278.51(3+), RT:69.21, Y-score:92.51
HCD-MS/MS Scan:26769, Noise threshold:0.6
Relative Intensity (%)
126.055(HexNAc − 2H2O − Acetyl)
138.055(HexNAc − 2H2O)
168.066(HexNAc − 2H2O)
186.077(HexNAc − H2O)
204.088(HexNAc)
274.094(NeuAc − H2O)
292.105(NeuAc)
366.142(HexNAc + Hex)
449.206(y4)
609.238(y5)
960.472(b8)
1164.544(y10)
1408.658(PEP_1)
1611.742(PEP+HexNAc(1)_1)
CID-MS/MS Scan:26770, Noise threshold:1.2
Relative Intensity (%)
366.141(HexNAc + Hex)
512.199(HexNAc(1)Hex(1)Fuc(1)_1)
657.238(NeuAc + Hex + HexNAc)
1181.824
1611.742(PEP+HexNAc(1)_1)
1757.809(PEP+HexNAc(1)Fuc(1)_1)
ETD-MS/MS Scan:26771, Noise threshold:1.9
Relative Intensity (%)
138.055(HexNAc − 2H2O − CH2O)
168.066(HexNAc − 2H2O)
204.087(HexNAc)
366.142(HexNAc + Hex)
1734.709(PEP+HexNAc(4)Hex(5)Fuc(1)NeuAc(1)_2)
1852.753
1897.758
1918.780
m/z

FPNITNLCPFGE(=PEP)_6_5_1_1_0, 0_None, 0_None,
m/z:959.14(4+), RT:69.40, Y-score:90.20

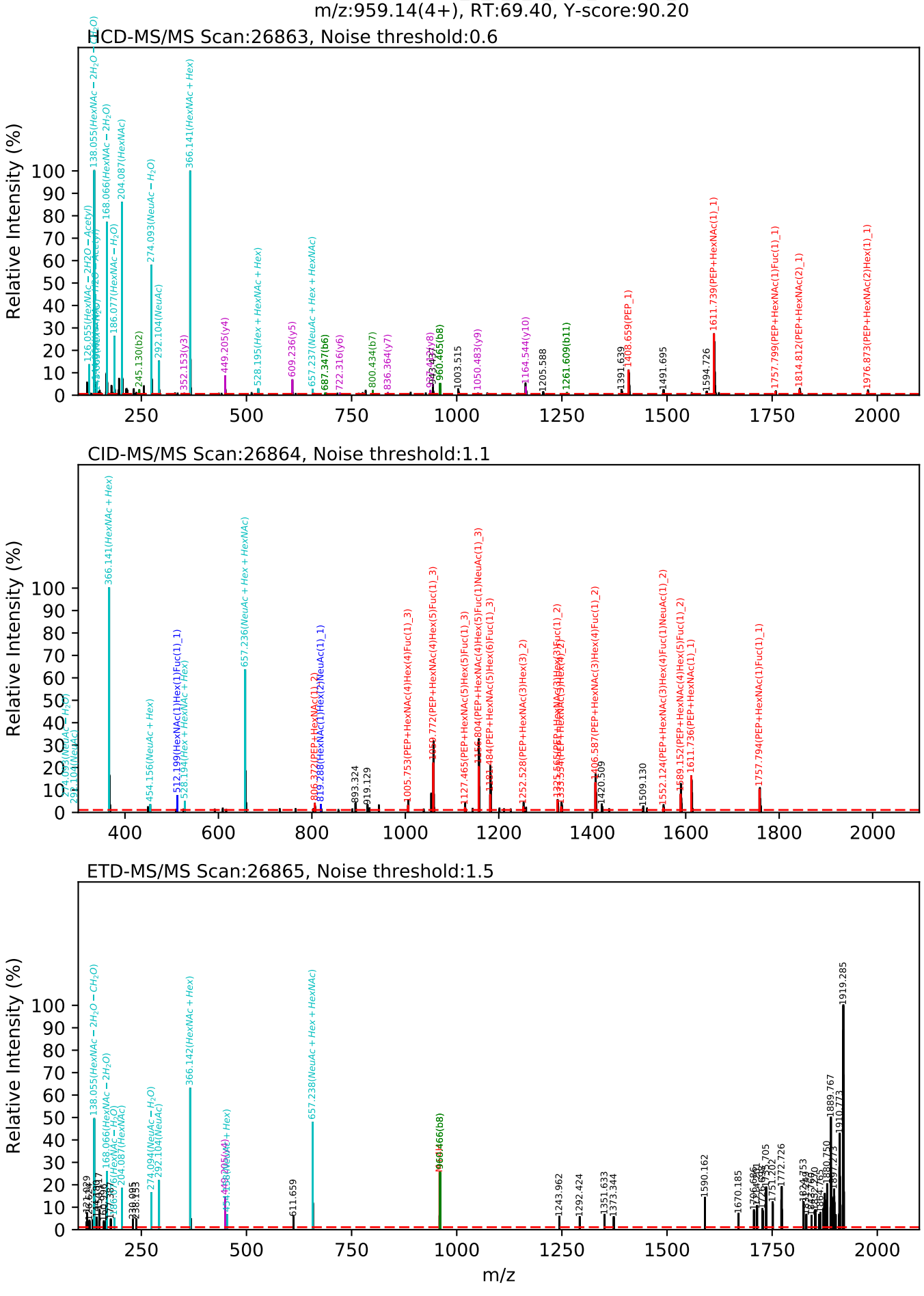

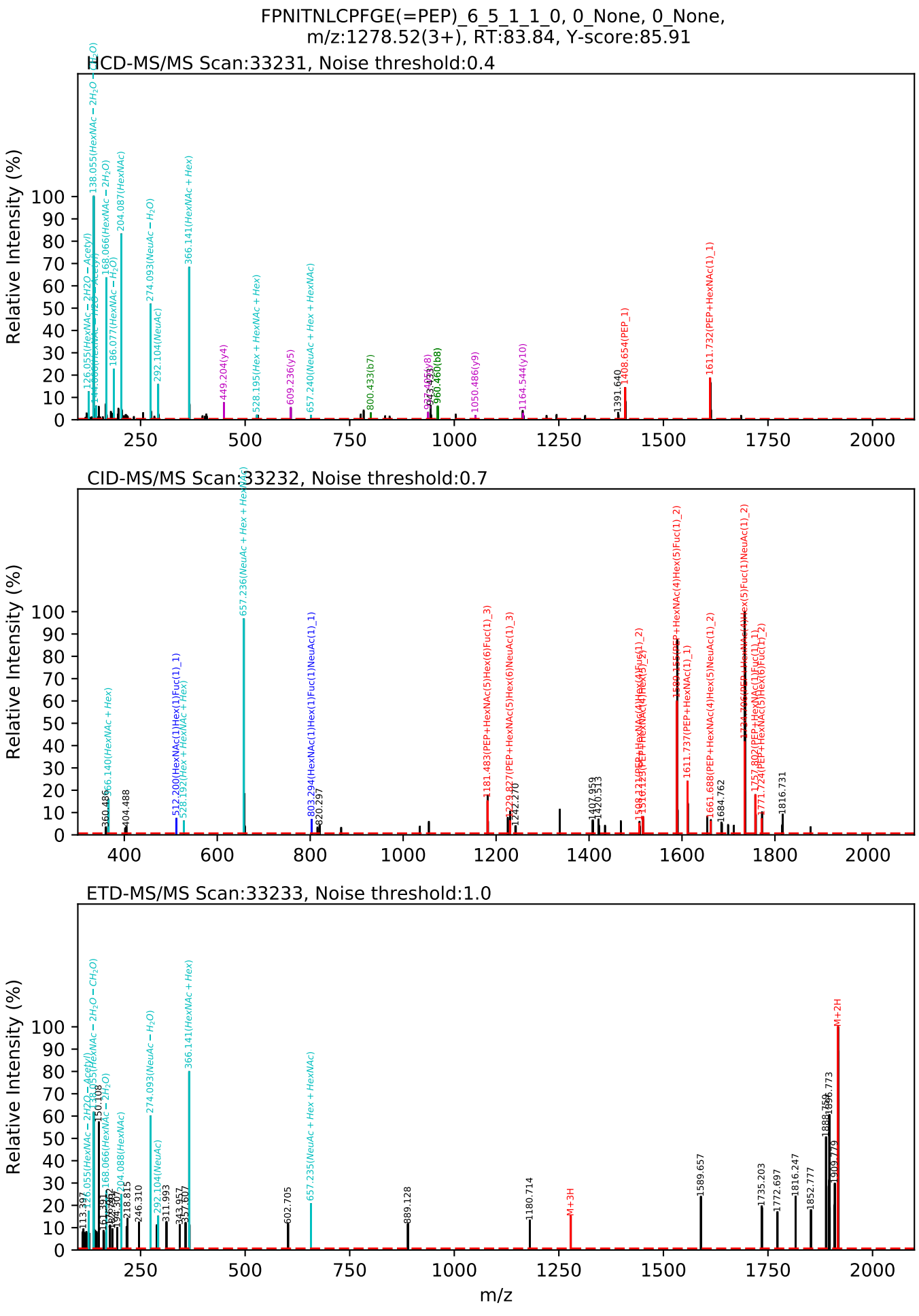
FPNITNLCPFGE(=PEP)_6_5_1_1_0, 0_None, 0_None,
m/z:1278.52(3+), RT:83.84, Y-score:85.91
HCD-MS/MS Scan:33231, Noise threshold:0.4
Relative Intensity (%)
126.055(HexNAc − 2H2O − Acetyl)
138.055(HexNAc − 2H2O − CH2O)
144.066(HexNAc − H2O − Acetyl)
150.108
168.066(HexNAc − 2H2O)
186.077(HexNAc − H2O)
204.087(HexNAc)
274.093(NeuAc − H2O)
292.104(NeuAc)
366.141(HexNAc + Hex)
449.204(y4)
528.195(Hex + HexNAc + Hex)
609.236(y5)
657.240(NeuAc + Hex + HexNAc)
800.433(b7)
937.485(y8)
943.433(b8)
960.460(b8)
1050.486(y9)
1164.544(y10)
1391.640
1408.654(PEP_1)
1611.732(PEP+HexNAc(1)_1)
CID-MS/MS Scan:33232, Noise threshold:0.7
Relative Intensity (%)
360.486
366.140(HexNAc + Hex)
404.488
512.200(HexNAc(1)Hex(1)Fuc(1)_1)
528.192(Hex + HexNAc + Hex)
657.236(NeuAc + Hex + HexNAc)
803.294(HexNAc(1)Hex(1)Fuc(1)NeuAc(1)_1)
820.297
1181.483(PEP+HexNAc(5)Hex(6)Fuc(1)_3)
1229.827(PEP+HexNAc(5)Hex(6)NeuAc(1)_3)
1242.270
1407.913
1420.513
1611.737(PEP+HexNAc(4)Hex(5)Fuc(1)_2)
1661.688(PEP+HexNAc(4)Hex(5)NeuAc(1)_2)
1684.762
1816.731
ETD-MS/MS Scan:33233, Noise threshold:1.0
Relative Intensity (%)
113.397
126.055(HexNAc − 2H2O − Acetyl)
138.055(HexNAc − 2H2O − CH2O)
150.108
161.391
168.066(HexNAc − 2H2O)
194.307
204.088(HexNAc)
218.815
246.310
274.093(NeuAc − H2O)
292.104(NeuAc)
311.993
343.957
357.607
366.141(HexNAc + Hex)
602.705
657.235(NeuAc + Hex + HexNAc)
889.128
1180.714
M+3H
1589.657
1735.203
1772.697
1816.247
1852.777
1888.758
1896.773
1909.779
M+2H
m/z

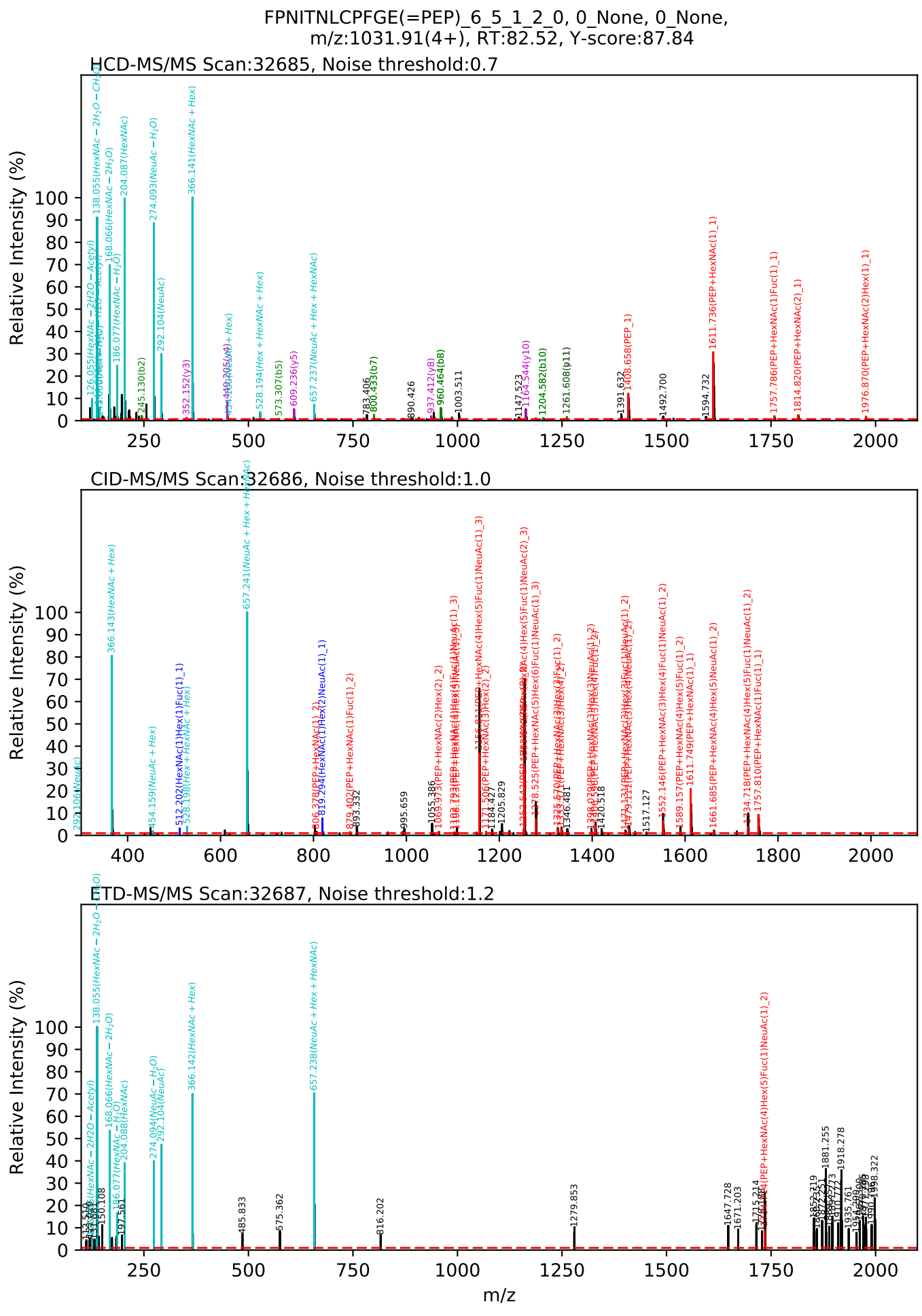
FPNITNLCPFGE(=PEP)_6_5_1_2_0, 0_None, 0_None,
m/z:1031.91(4+), RT:82.52, Y-score:87.84
HCD-MS/MS Scan:32685, Noise threshold:0.7
CID-MS/MS Scan:32686, Noise threshold:1.0
ETD-MS/MS Scan:32687, Noise threshold:1.2
Relative Intensity (%)
m/z

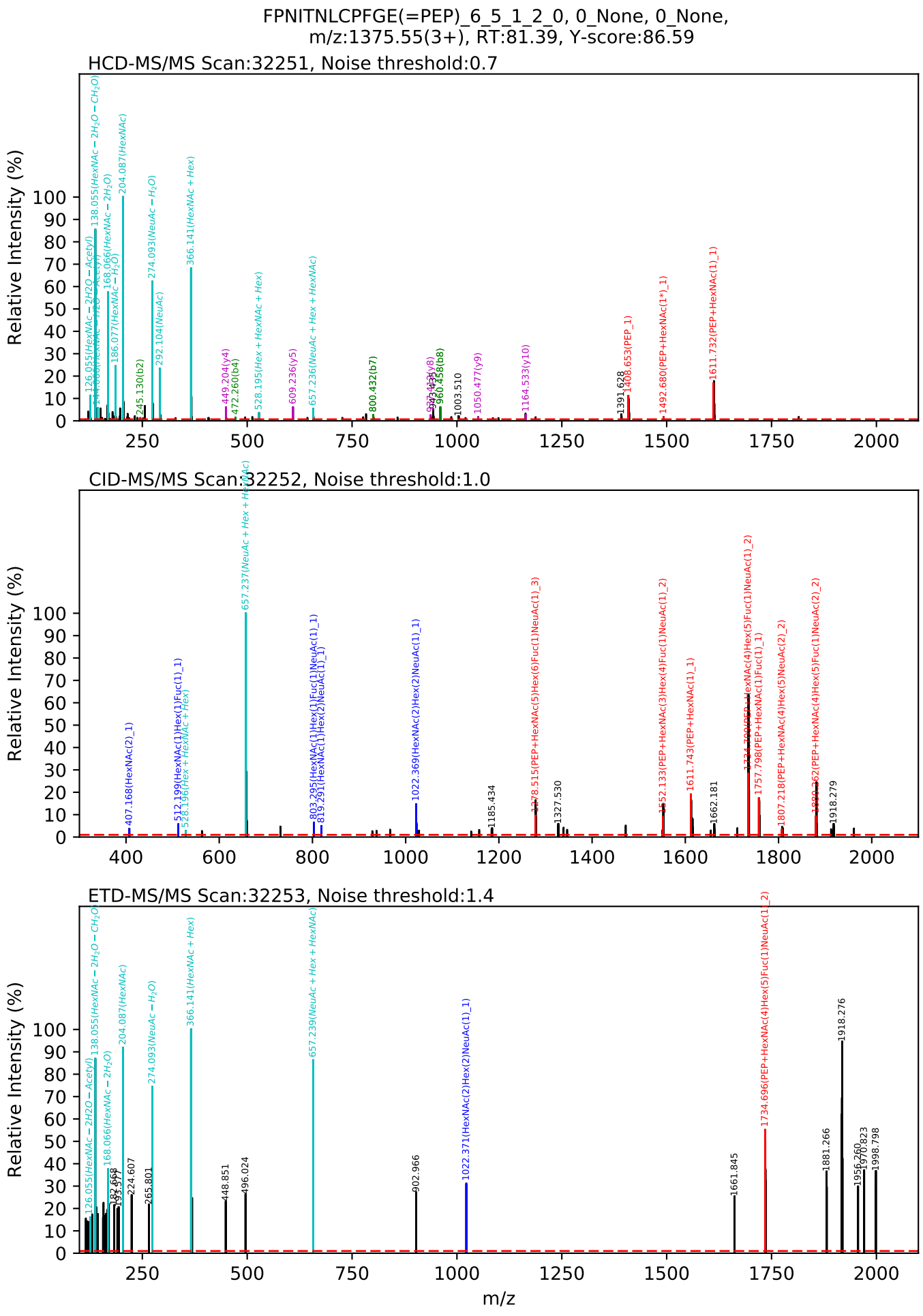
FPNITNLCPFGE(=PEP)_6_5_1_2_0, 0_None, 0_None,
m/z:1375.55(3+), RT:81.39, Y-score:86.59
HCD-MS/MS Scan:32251, Noise threshold:0.7
Relative Intensity (%)
126.055(HexNAc − 2H2O − Acetyl)
138.055(HexNAc − 2H2O − CH2O)
168.066(HexNAc − 2H2O)
186.077(HexNAc − H2O)
204.087(HexNAc)
245.130(b2)
274.093(NeuAc − H2O)
292.104(NeuAc)
366.141(HexNAc + Hex)
449.204(y4)
472.260(b4)
528.195(Hex + HexNAc + Hex)
609.236(y5)
657.236(NeuAc + Hex + HexNAc)
800.432(b7)
937.487(y8)
960.458(b8)
1003.510
1050.477(y9)
1164.533(y10)
1391.628
1408.653(PEP_1)
1492.680(PEP+HexNAc(1*)_1)
1611.732(PEP+HexNAc(1)_1)
CID-MS/MS Scan:32252, Noise threshold:1.0
Relative Intensity (%)
407.168(HexNAc(2)_1)
512.199(HexNAc(1)Hex(1)Fuc(1)_1)
528.196(Hex + HexNAc + Hex)
657.237(NeuAc + Hex + HexNAc)
803.295(HexNAc(1)Hex(1)Fuc(1)NeuAc(1)_1)
819.291(HexNAc(1)Hex(2)NeuAc(1)_1)
1022.369(HexNAc(2)Hex(2)NeuAc(1)_1)
1185.434
1278.515(PEP+HexNAc(5)Hex(6)Fuc(1)NeuAc(1)_3)
1327.530
1552.133(PEP+HexNAc(3)Hex(4)Fuc(1)NeuAc(1)_2)
1611.743(PEP+HexNAc(1)_1)
1662.181
1734.696(PEP+HexNAc(4)Hex(5)Fuc(1)NeuAc(1)_2)
1757.798(PEP+HexNAc(1)Fuc(1)_1)
1807.218(PEP+HexNAc(4)Hex(5)NeuAc(2)_2)
1880.862(PEP+HexNAc(4)Hex(5)Fuc(1)NeuAc(2)_2)
1918.279
ETD-MS/MS Scan:32253, Noise threshold:1.4
Relative Intensity (%)
126.055(HexNAc − 2H2O − Acetyl)
138.055(HexNAc − 2H2O − CH2O)
168.066(HexNAc − 2H2O)
182.658
193.577
204.087(HexNAc)
224.607
265.801
274.093(NeuAc − H2O)
366.141(HexNAc + Hex)
448.851
496.024
657.239(NeuAc + Hex + HexNAc)
902.966
1022.371(HexNAc(2)Hex(2)NeuAc(1)_1)
1661.845
1734.696(PEP+HexNAc(4)Hex(5)Fuc(1)NeuAc(1)_2)
1881.266
1918.276
1956.260
1970.823
1998.798
m/z

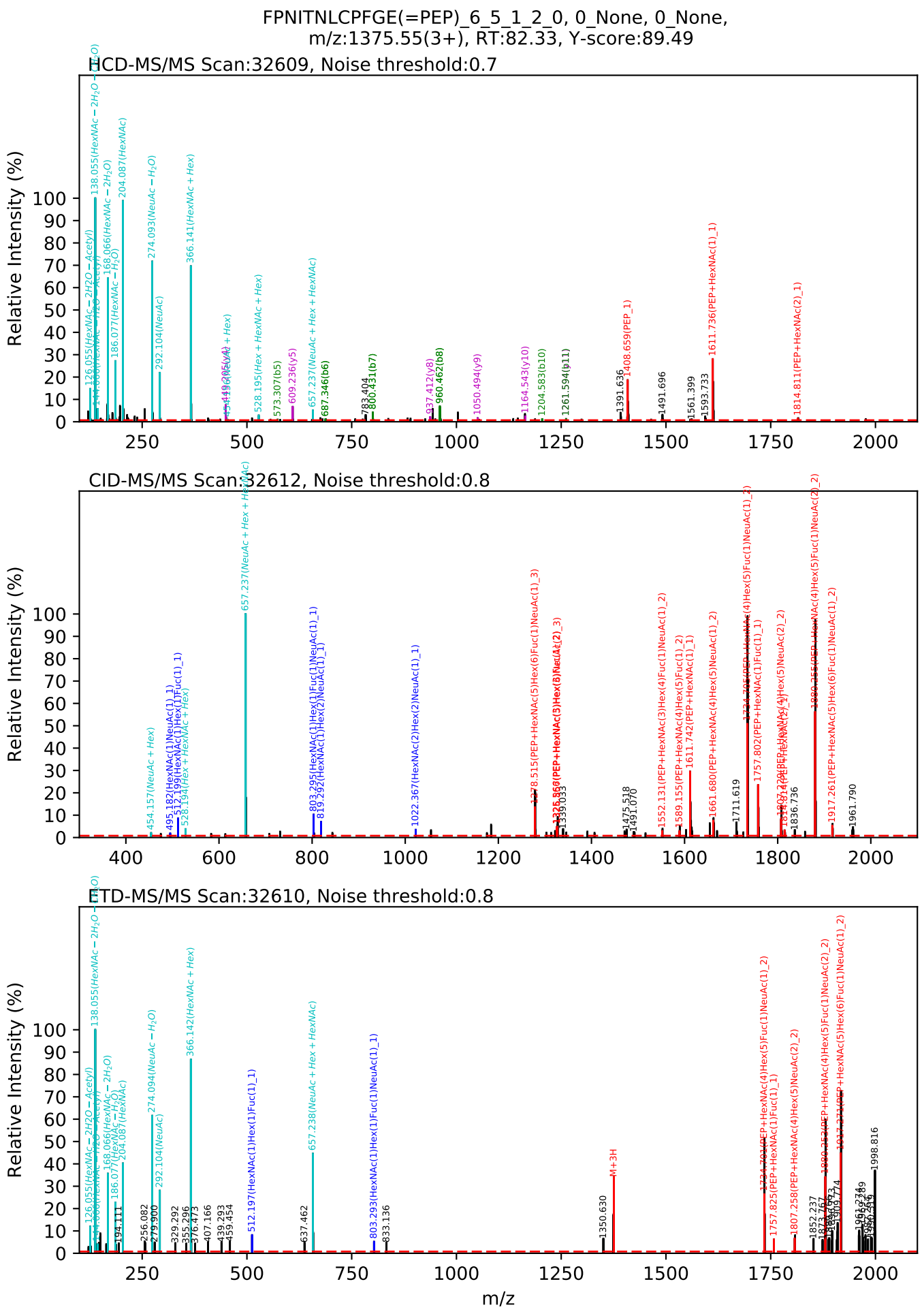
FPNITNLCPFGE(=PEP)_6_5_1_2_0, 0_None, 0_None,
m/z:1375.55(3+), RT:82.33, Y-score:89.49
HCD-MS/MS Scan:32609, Noise threshold:0.7
CID-MS/MS Scan:32612, Noise threshold:0.8
ETD-MS/MS Scan:32610, Noise threshold:0.8
Relative Intensity (%)
m/z

FPNITNLCPFGE(=PEP)_6_5_1_3_0, 0_None, 0_None,
m/z:1472.58(3+), RT:90.09, Y-score:85.22

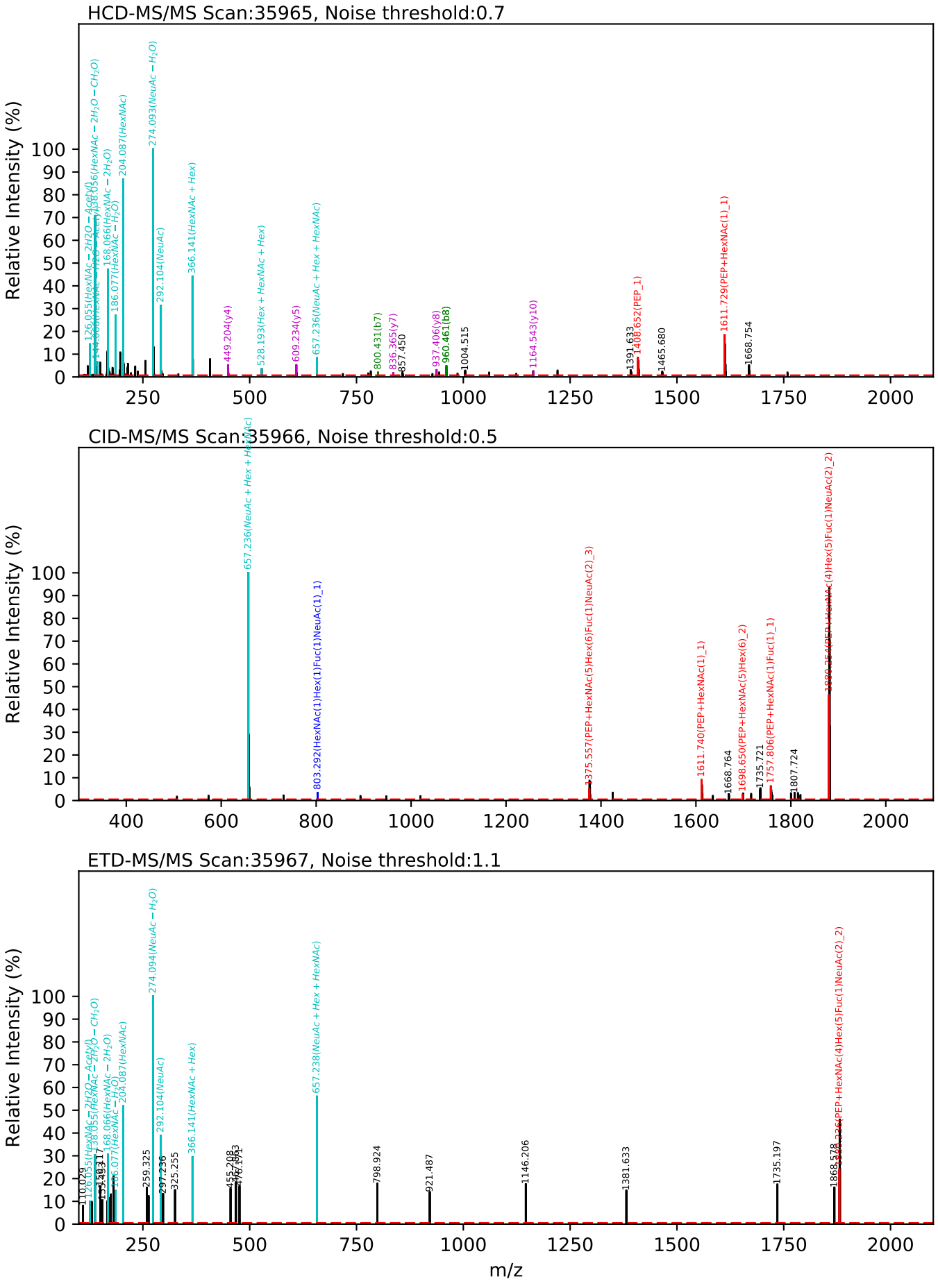

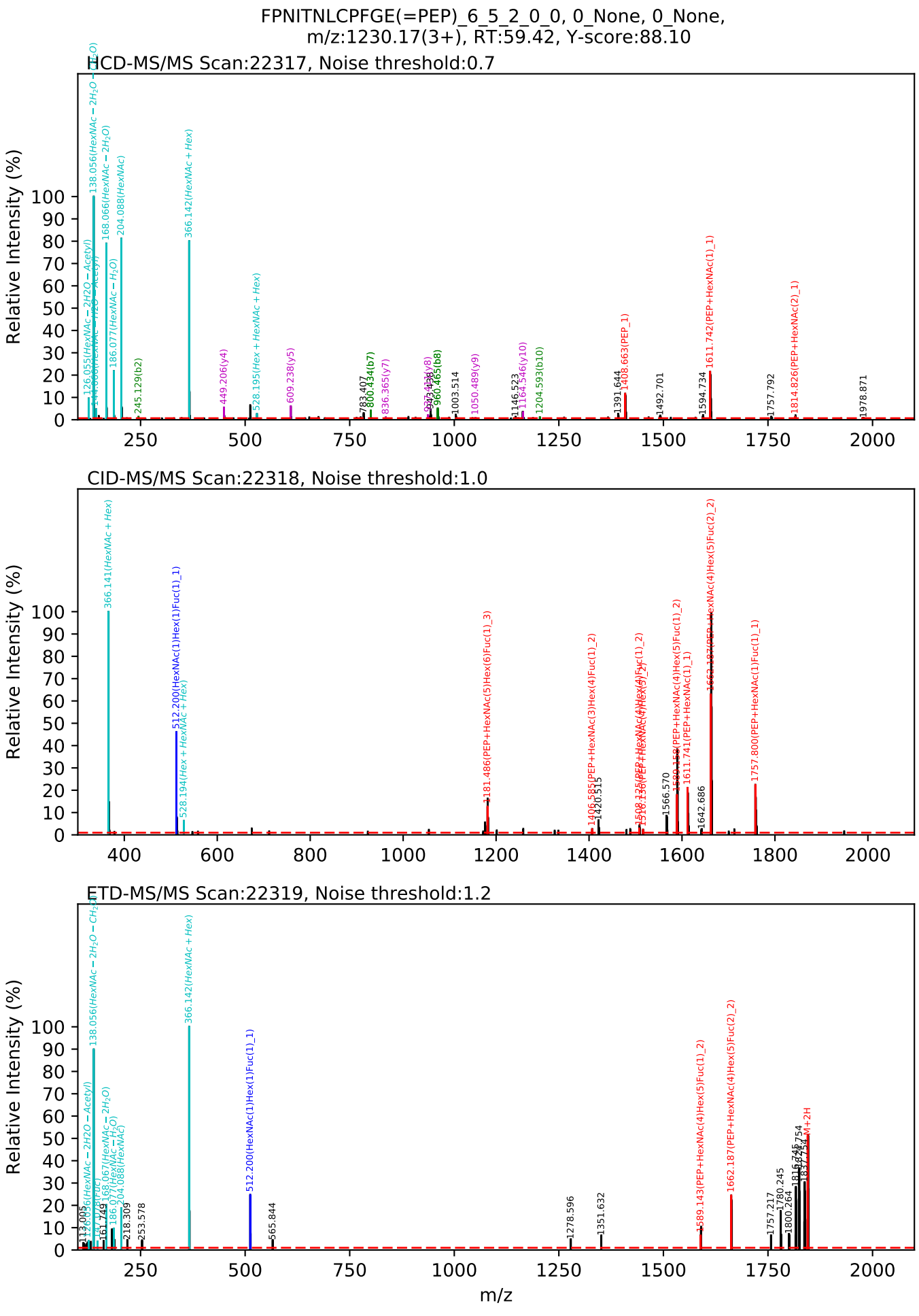
FPNITNLCPFGE(=PEP)_6_5_2_0_0, 0_None, 0_None,
m/z:1230.17(3+), RT:59.42, Y-score:88.10
HCD-MS/MS Scan:22317, Noise threshold:0.7
Relative Intensity (%)
366.142(HexNAc + Hex)
449.206(y4)
528.195(Hex + HexNAc + Hex)
609.238(y5)
783.407
800.434(b7)
836.365(y7)
1003.514
1050.489(y9)
1146.523
1164.546(y10)
1204.593(b10)
1391.644
1408.663(PEP_1)
1492.701
1594.734
1611.742(PEP+HexNAc(1)_1)
1757.792
1814.826(PEP+HexNAc(2)_1)
1978.871
CID-MS/MS Scan:22318, Noise threshold:1.0
Relative Intensity (%)
366.141(HexNAc + Hex)
512.200(HexNAc(1)Hex(1)Fuc(1)_1)
528.194(Hex + HexNAc + Hex)
1181.486(PEP+HexNAc(5)Hex(6)Fuc(1)_3)
1566.570
1611.741(PEP+HexNAc(1)_1)
1642.686
1757.800(PEP+HexNAc(1)Fuc(1)_1)
ETD-MS/MS Scan:22319, Noise threshold:1.2
Relative Intensity (%)
366.142(HexNAc + Hex)
512.200(HexNAc(1)Hex(1)Fuc(1)_1)
565.844
1278.596
1351.632
1589.143(PEP+HexNAc(4)Hex(5)Fuc(1)_2)
1662.187(PEP+HexNAc(4)Hex(5)Fuc(2)_2)
1757.217
1780.245
1800.264
m/z

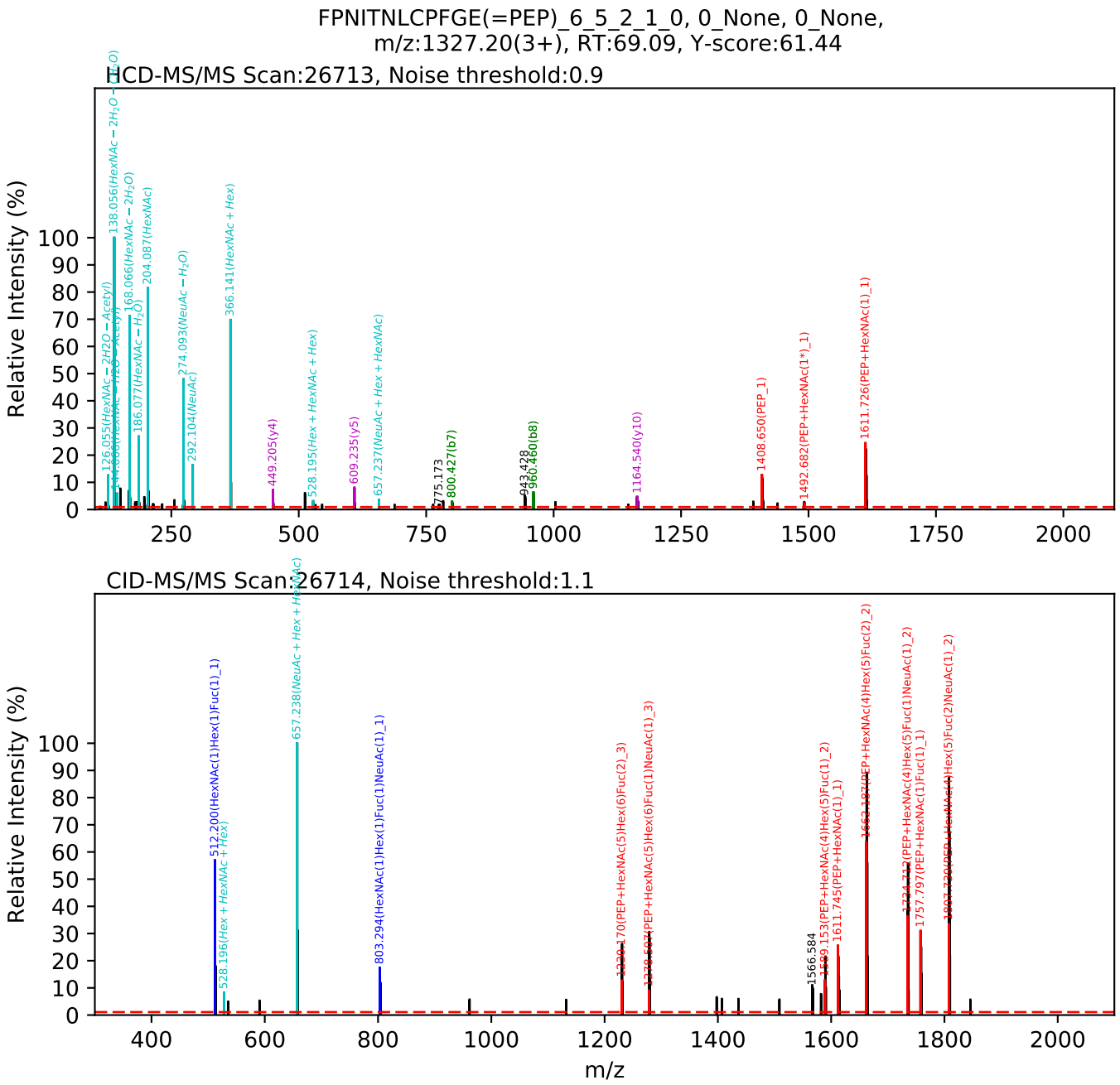
FPNITNLCPFGE(=PEP)_6_5_2_1_0, 0_None, 0_None,
m/z:1327.20(3+), RT:69.09, Y-score:61.44
HCD-MS/MS Scan:26713, Noise threshold:0.9
Relative Intensity (%)
126.055(HexNAc − 2H2O − Acetyl)
138.056(HexNAc − 2H2O)
168.066(HexNAc − 2H2O)
186.077(HexNAc − H2O)
204.087(HexNAc)
274.093(NeuAc − H2O)
292.104(NeuAc)
366.141(HexNAc + Hex)
449.205(y4)
528.195(Hex + HexNAc + Hex)
609.235(y5)
657.237(NeuAc + Hex + HexNAc)
775.173
800.427(b7)
943.428
960.460(b8)
1164.540(y10)
1408.650(PEP_1)
1492.682(PEP+HexNAc(1*)_1)
1611.726(PEP+HexNAc(1)_1)
CID-MS/MS Scan:26714, Noise threshold:1.1
Relative Intensity (%)
512.200(HexNAc(1)Hex(1)Fuc(1)_1)
528.196(Hex + HexNAc + Hex)
657.238(NeuAc + Hex + HexNAc)
803.294(HexNAc(1)Hex(1)Fuc(1)NeuAc(1)_1)
1566.584
1589.153(PEP+HexNAc(4)Hex(5)Fuc(1)_2)
1611.745(PEP+HexNAc(1)_1)
1757.797(PEP+HexNAc(1)Fuc(1)_1)
m/z

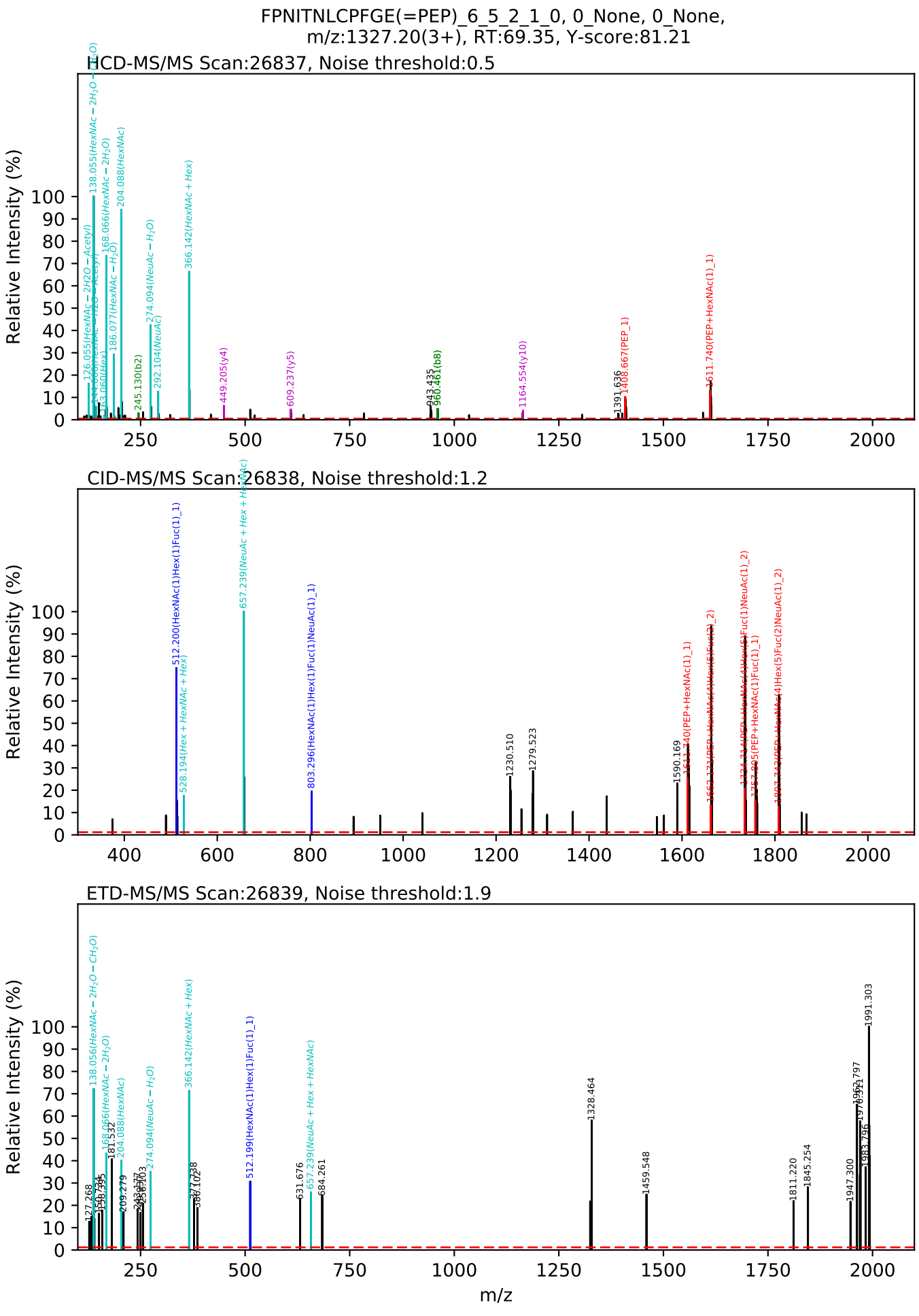
FPNITNLCPFGE(=PEP)_6_5_2_1_0, 0_None, 0_None,
m/z:1327.20(3+), RT:69.35, Y-score:81.21
HCD-MS/MS Scan:26837, Noise threshold:0.5
Relative Intensity (%)
138.055(HexNAc − 2H2O − Acetyl)
168.066(HexNAc − 2H2O)
186.077(HexNAc − H2O)
204.088(HexNAc)
245.130(b2)
274.094(NeuAc − H2O)
292.104(NeuAc)
366.142(HexNAc + Hex)
449.205(y4)
609.237(y5)
943.435
960.461(b8)
1164.554(y10)
1391.636
1408.667(PEP_1)
1611.740(PEP+HexNAc(1)_1)
CID-MS/MS Scan:26838, Noise threshold:1.2
Relative Intensity (%)
512.200(HexNAc(1)Hex(1)Fuc(1)_1)
528.194(Hex + HexNAc + Hex)
657.239(NeuAc + Hex + HexNAc)
803.296(HexNAc(1)Hex(1)Fuc(1)NeuAc(1)_1)
1230.510
1279.523
1590.169
ETD-MS/MS Scan:26839, Noise threshold:1.9
Relative Intensity (%)
138.056(HexNAc − 2H2O − CH2O)
168.066(HexNAc − 2H2O)
204.088(HexNAc)
274.094(NeuAc − H2O)
366.142(HexNAc + Hex)
512.199(HexNAc(1)Hex(1)Fuc(1)_1)
631.676
657.239(NeuAc + Hex + HexNAc)
684.261
1328.464
1459.548
1811.220
1845.254
1947.300
1962.797
1991.303
m/z

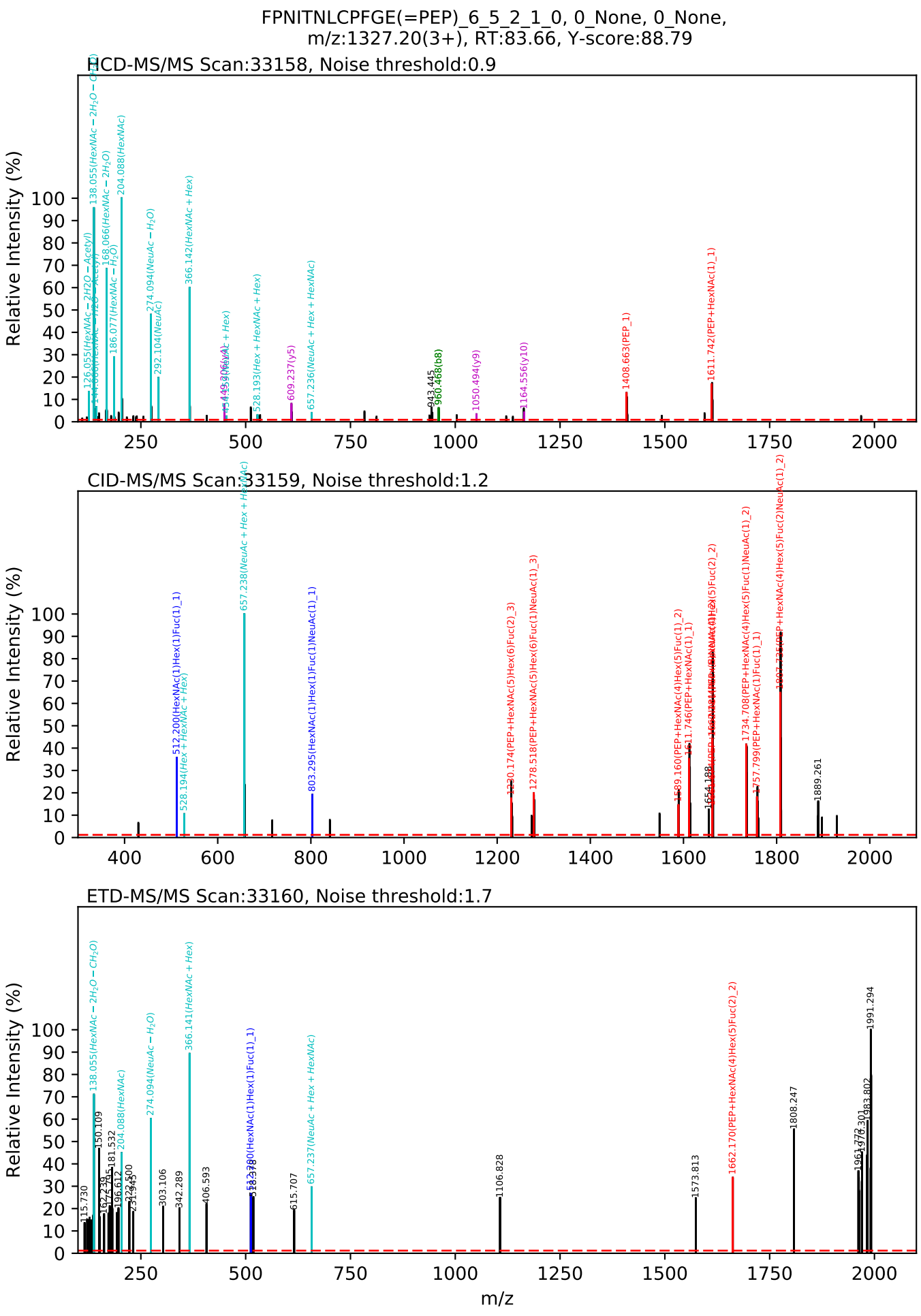
FPNITNLCPFGE(=PEP)_6_5_2_1_0, 0_None, 0_None,
m/z:1327.20(3+), RT:83.66, Y-score:88.79
HCD-MS/MS Scan:33158, Noise threshold:0.9
CID-MS/MS Scan:33159, Noise threshold:1.2
ETD-MS/MS Scan:33160, Noise threshold:1.7
Relative Intensity (%)
m/z

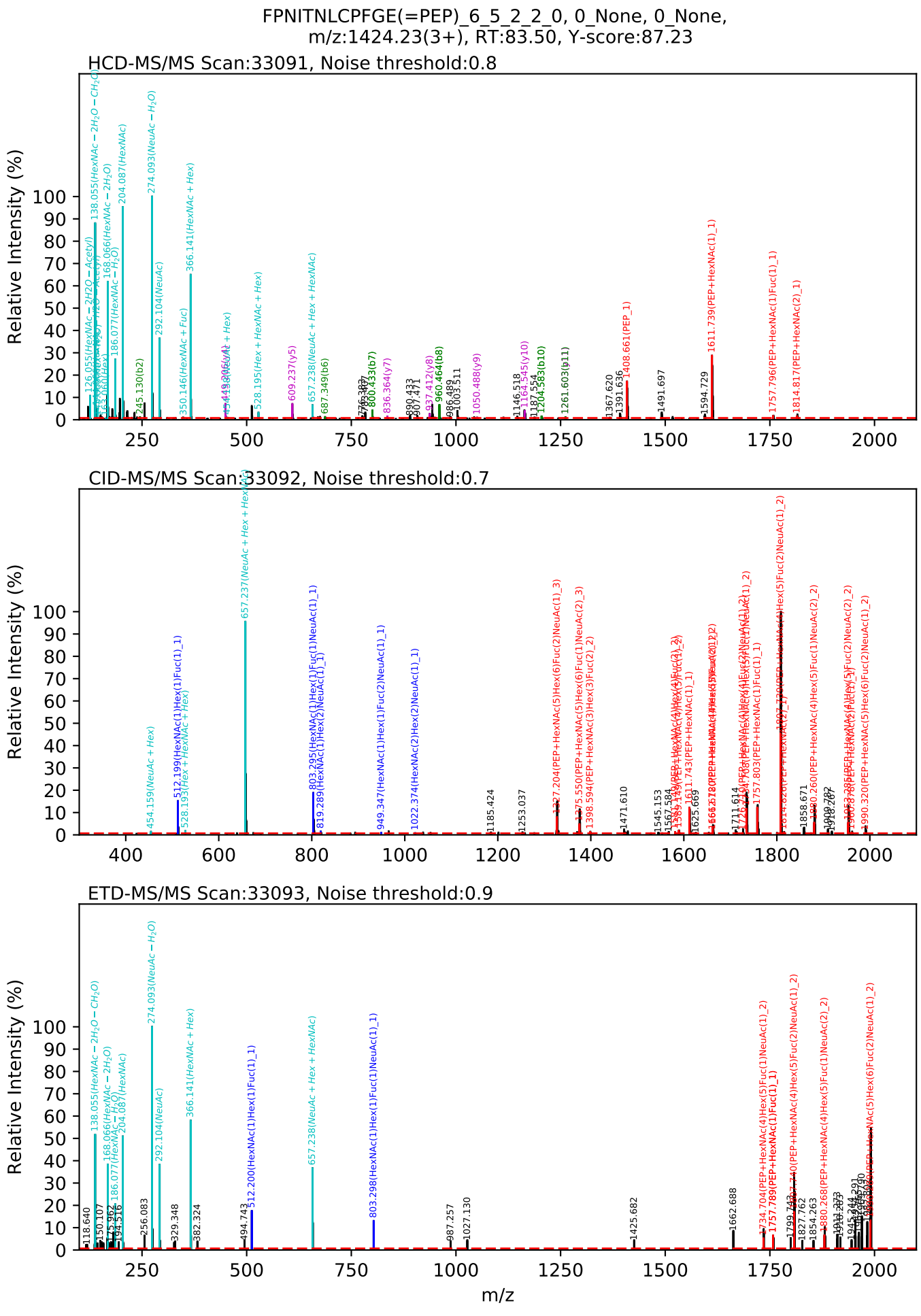
FPNITNLCPFGE(=PEP)_6_5_2_2_0, 0_None, 0_None,
m/z:1424.23(3+), RT:83.50, Y-score:87.23
HCD-MS/MS Scan:33091, Noise threshold:0.8
CID-MS/MS Scan:33092, Noise threshold:0.7
ETD-MS/MS Scan:33093, Noise threshold:0.9
Relative Intensity (%)
m/z

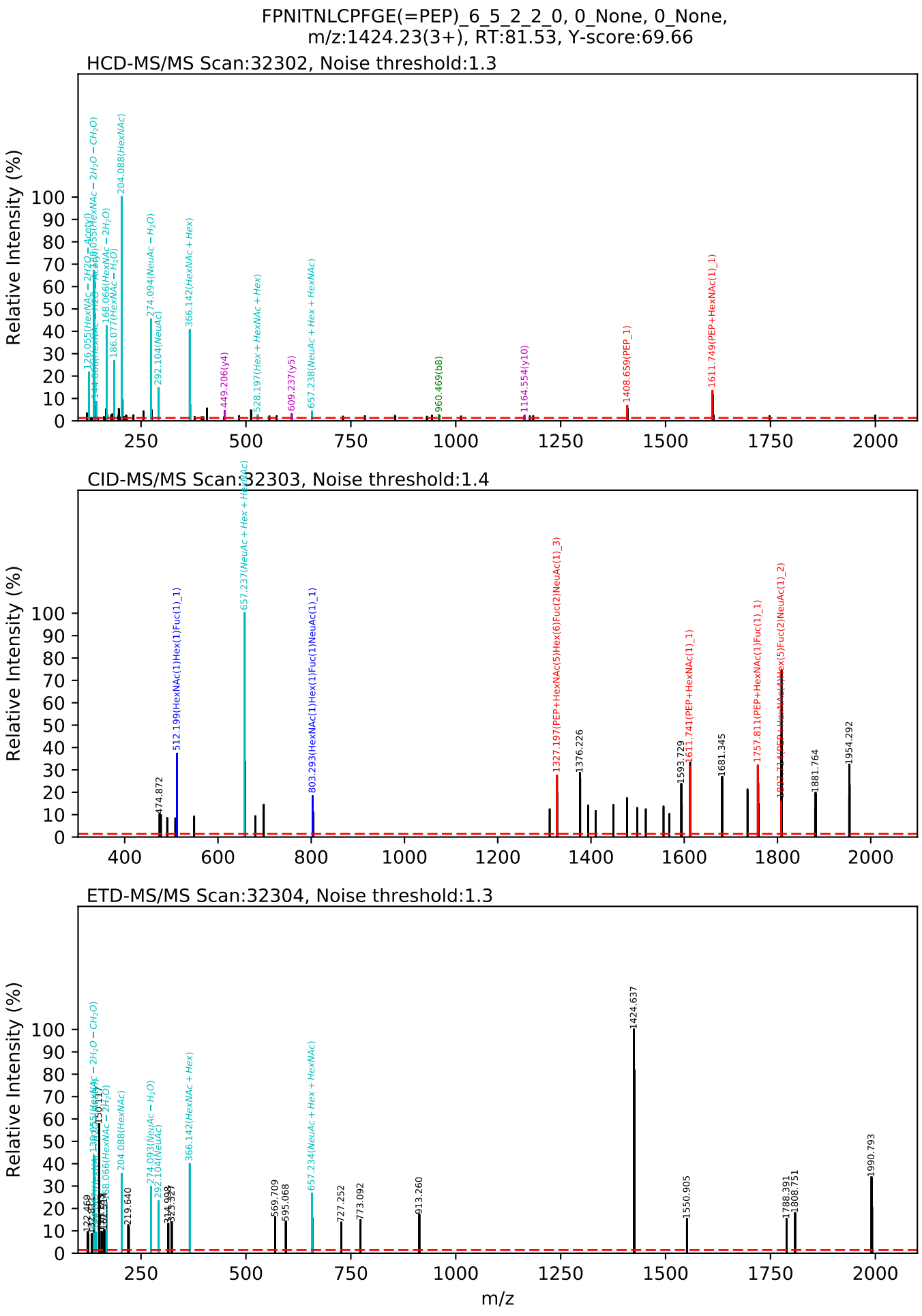
FPNITNLCPFGE(=PEP)_6_5_2_2_0, 0_None, 0_None,
m/z:1424.23(3+), RT:81.53, Y-score:69.66
HCD-MS/MS Scan:32302, Noise threshold:1.3
Relative Intensity (%)
204.088(HexNAc)
274.094(NeuAc − H2O)
292.104(NeuAc)
366.142(HexNAc + Hex)
449.206(y4)
528.197(Hex + HexNAc + Hex)
609.237(y5)
657.238(NeuAc + Hex + HexNAc)
960.469(b8)
1164.554(y10)
1408.659(PEP_1)
1611.749(PEP+HexNAc(1)_1)
CID-MS/MS Scan:32303, Noise threshold:1.4
Relative Intensity (%)
512.199(HexNAc(1)Hex(1)Fuc(1)_1)
657.237(NeuAc + Hex + HexNAc)
803.293(HexNAc(1)Hex(1)Fuc(1)NeuAc(1)_1)
1327.197(PEP+HexNAc(5)Hex(6)Fuc(2)NeuAc(1)_3)
1376.226
1593.729
1611.741(PEP+HexNAc(1)_1)
1681.345
1757.811(PEP+HexNAc(1)Fuc(1)_1)
1881.764
1954.292
ETD-MS/MS Scan:32304, Noise threshold:1.3
Relative Intensity (%)
204.088(HexNAc)
274.093(NeuAc − H2O)
292.104(NeuAc)
366.142(HexNAc + Hex)
569.709
595.068
657.234(NeuAc + Hex + HexNAc)
727.252
773.092
913.260
1424.637
1550.905
1788.391
1808.751
1990.793
m/z

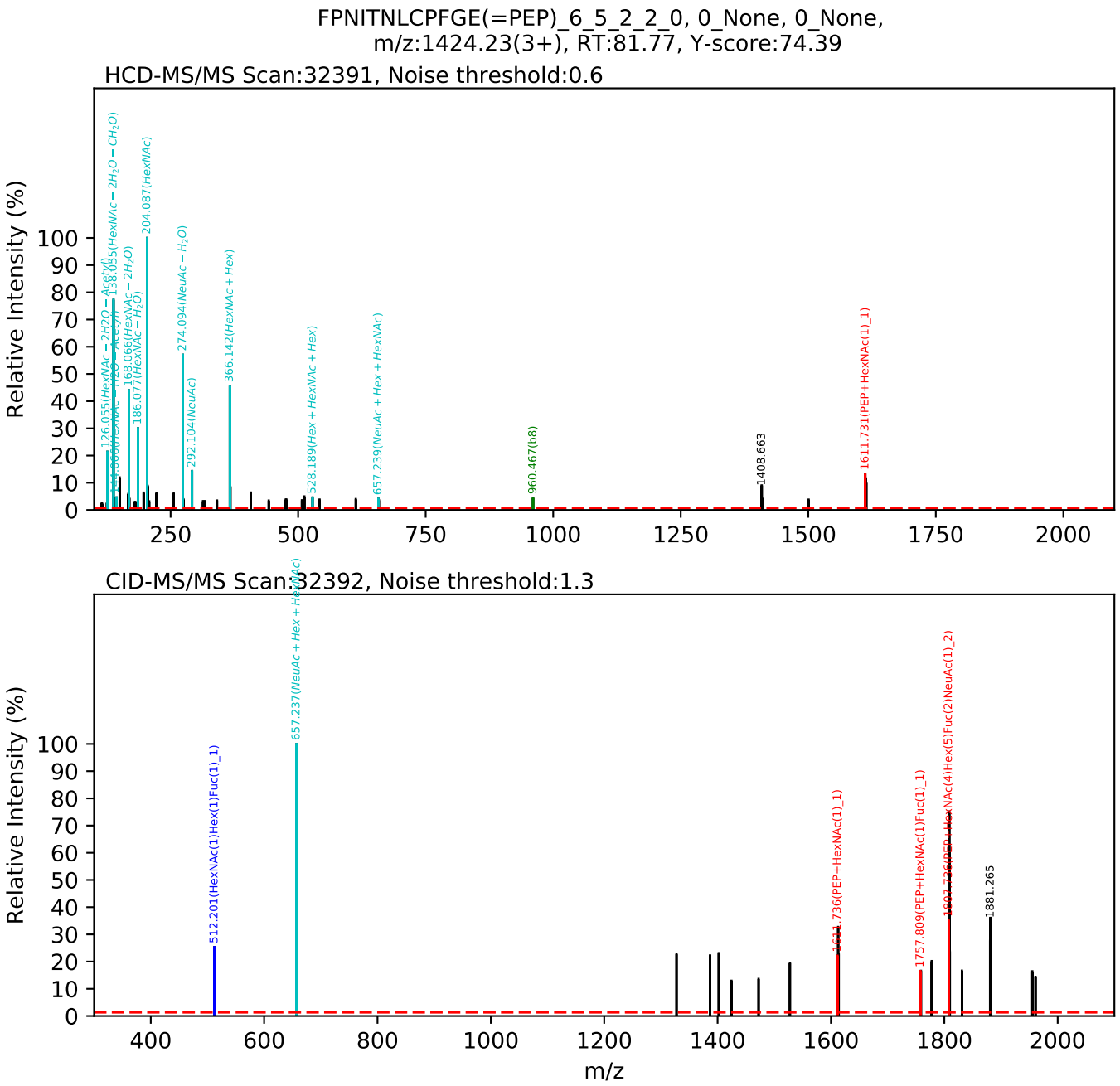
FPNITNLCPFGE(=PEP)_6_5_2_2_0, 0_None, 0_None,
m/z:1424.23(3+), RT:81.77, Y-score:74.39
HCD-MS/MS Scan:32391, Noise threshold:0.6
Relative Intensity (%)
126.055(HexNAc − 2H2O − 4[18.0])
138.055(HexNAc − 2H2O − CH2O)
168.066(HexNAc − 2H2O)
186.077(HexNAc − H2O)
204.087(HexNAc)
274.094(NeuAc − H2O)
292.104(NeuAc)
366.142(HexNAc + Hex)
528.189(Hex + HexNAc + Hex)
657.239(NeuAc + Hex + HexNAc)
960.467(b8)
1408.663
1611.731(PEP+HexNAc(1)_1)
CID-MS/MS Scan:32392, Noise threshold:1.3
Relative Intensity (%)
512.201(HexNAc(1)Hex(1)Fuc(1)_1)
657.237(NeuAc + Hex + HexNAc)
1611.736(PEP+HexNAc(1)_1)
1757.809(PEP+HexNAc(1)Fuc(1)_1)
1881.265
m/z

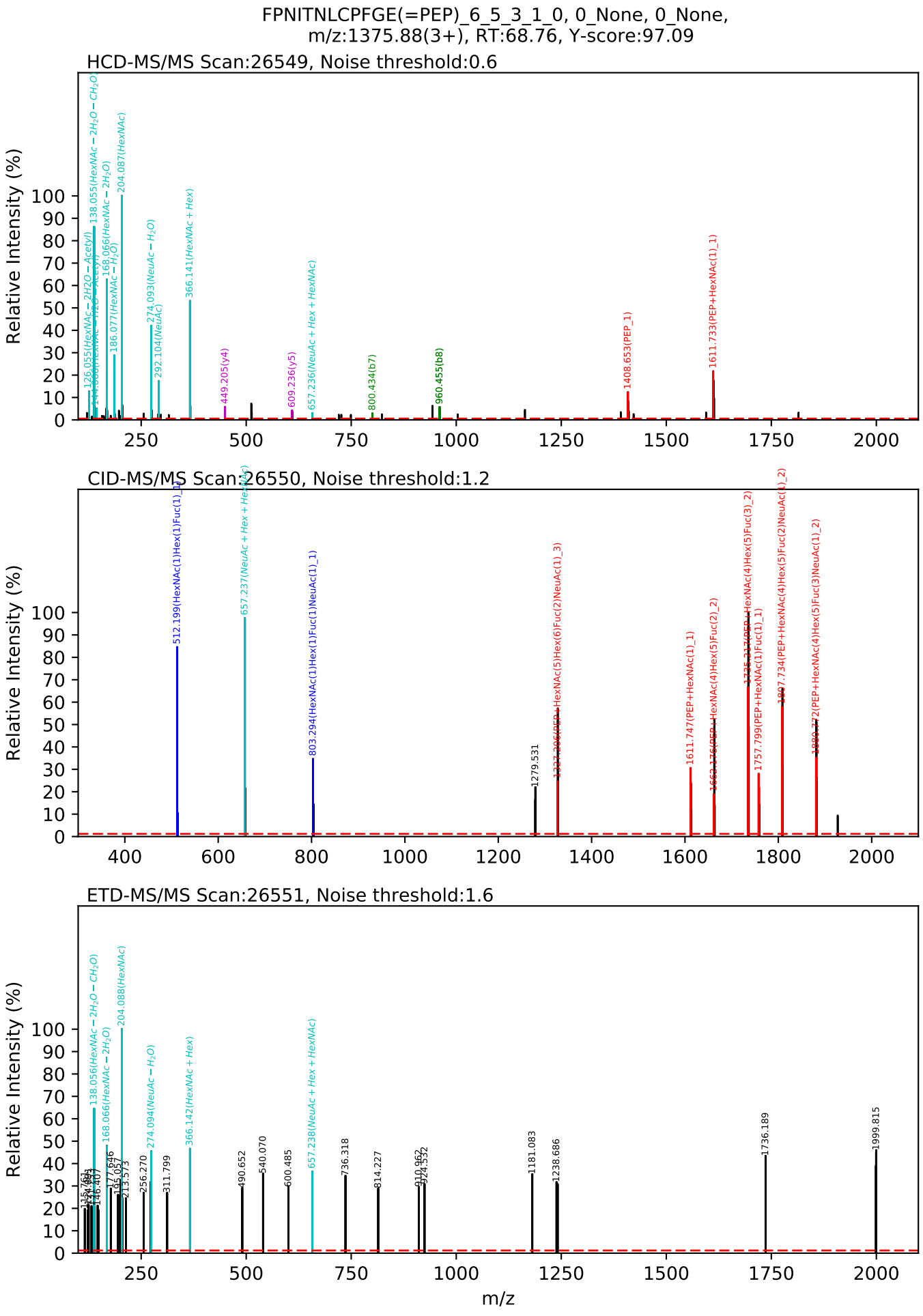
FPNITNLCPFGE(=PEP)_6_5_3_1_0, 0_None, 0_None,
m/z:1375.88(3+), RT:68.76, Y-score:97.09
HCD-MS/MS Scan:26549, Noise threshold:0.6
Relative Intensity (%)
126.055(HexNAc − 2H2O − Acetyl)
138.055(HexNAc − 2H2O − CH2O)
144.066(HexNAc − H2O − Acetyl)
168.066(HexNAc − 2H2O)
186.077(HexNAc − H2O)
204.087(HexNAc)
274.093(NeuAc − H2O)
292.104(NeuAc)
366.141(HexNAc + Hex)
449.205(y4)
609.236(y5)
657.236(NeuAc + Hex + HexNAc)
800.434(b7)
960.455(b8)
1408.653(PEP_1)
1611.733(PEP+HexNAc(1)_1)
CID-MS/MS Scan:26550, Noise threshold:1.2
Relative Intensity (%)
512.199(HexNAc(1)Hex(1)Fuc(1)_1)
657.237(NeuAc + Hex + HexNAc)
803.294(HexNAc(1)Hex(1)Fuc(1)NeuAc(1)_1)
1279.531
1611.747(PEP+HexNAc(1)_1)
1757.799(PEP+HexNAc(1)Fuc(1)_1)
ETD-MS/MS Scan:26551, Noise threshold:1.6
Relative Intensity (%)
138.056(HexNAc − 2H2O − CH2O)
168.066(HexNAc − 2H2O)
204.088(HexNAc)
274.094(NeuAc − H2O)
366.142(HexNAc + Hex)
256.270
311.799
490.652
540.070
600.485
657.238(NeuAc + Hex + HexNAc)
736.318
814.227
1181.083
1238.686
1736.189
1999.815
m/z

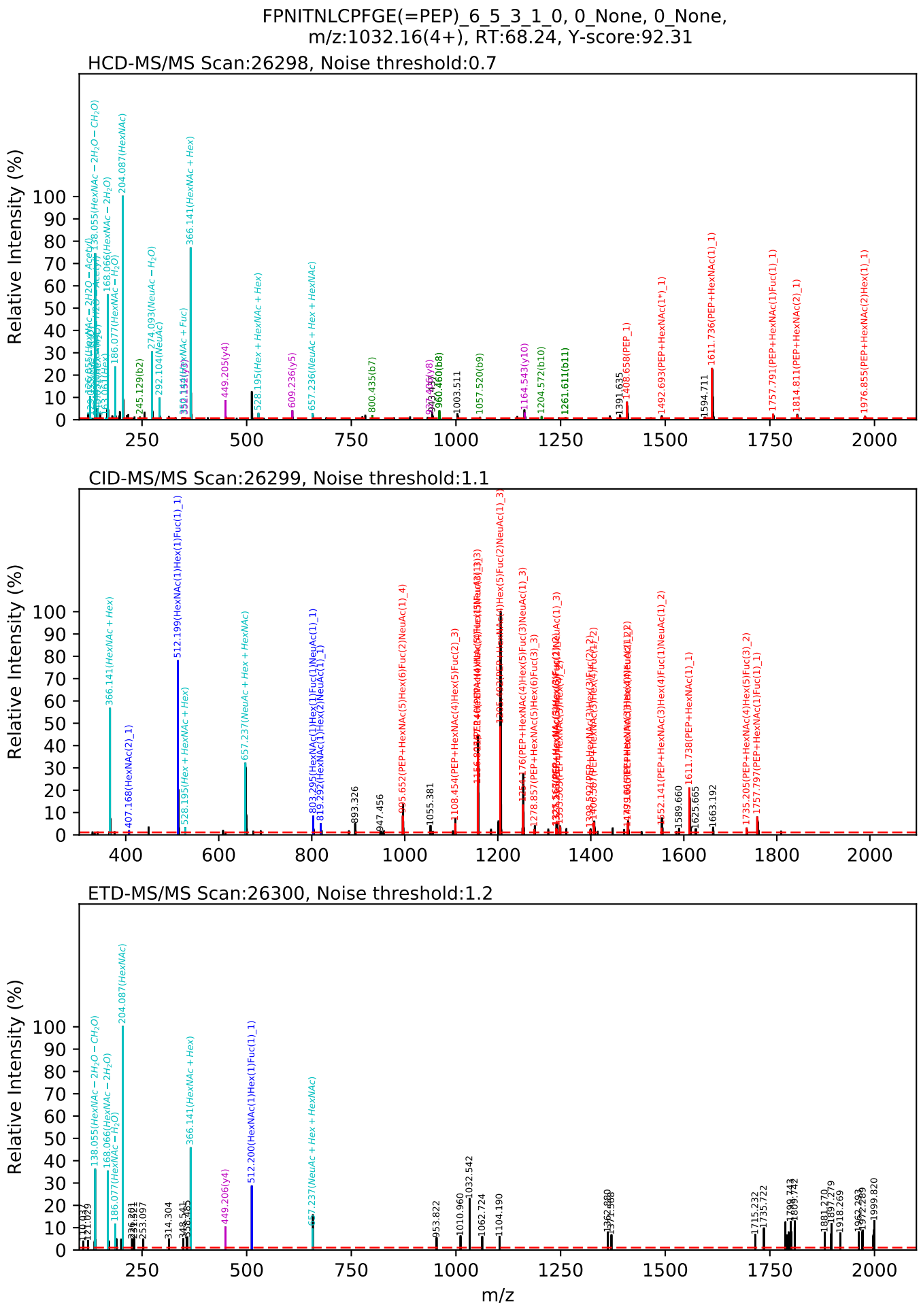
FPNITNLCPFGE(=PEP)_6_5_3_1_0, 0_None, 0_None,
m/z:1032.16(4+), RT:68.24, Y-score:92.31
HCD-MS/MS Scan:26298, Noise threshold:0.7
CID-MS/MS Scan:26299, Noise threshold:1.1
ETD-MS/MS Scan:26300, Noise threshold:1.2
Relative Intensity (%)
m/z

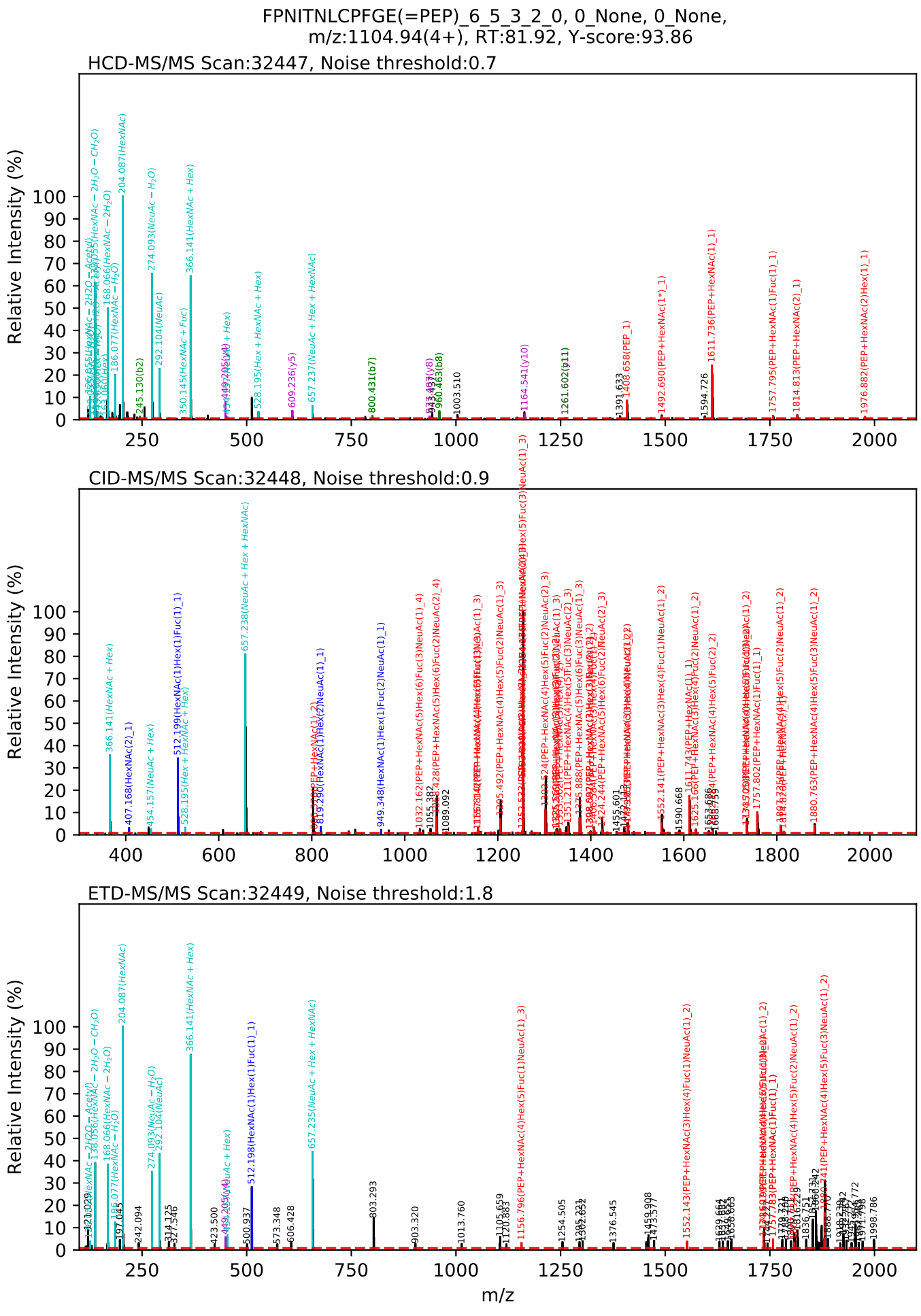
FPNITNLCPFGE(=PEP)_6_5_3_2_0, 0_None, 0_None,
m/z:1104.94(4+), RT:81.92, Y-score:93.86
HCD-MS/MS Scan:32447, Noise threshold:0.7
CID-MS/MS Scan:32448, Noise threshold:0.9
ETD-MS/MS Scan:32449, Noise threshold:1.8
Relative Intensity (%)
m/z

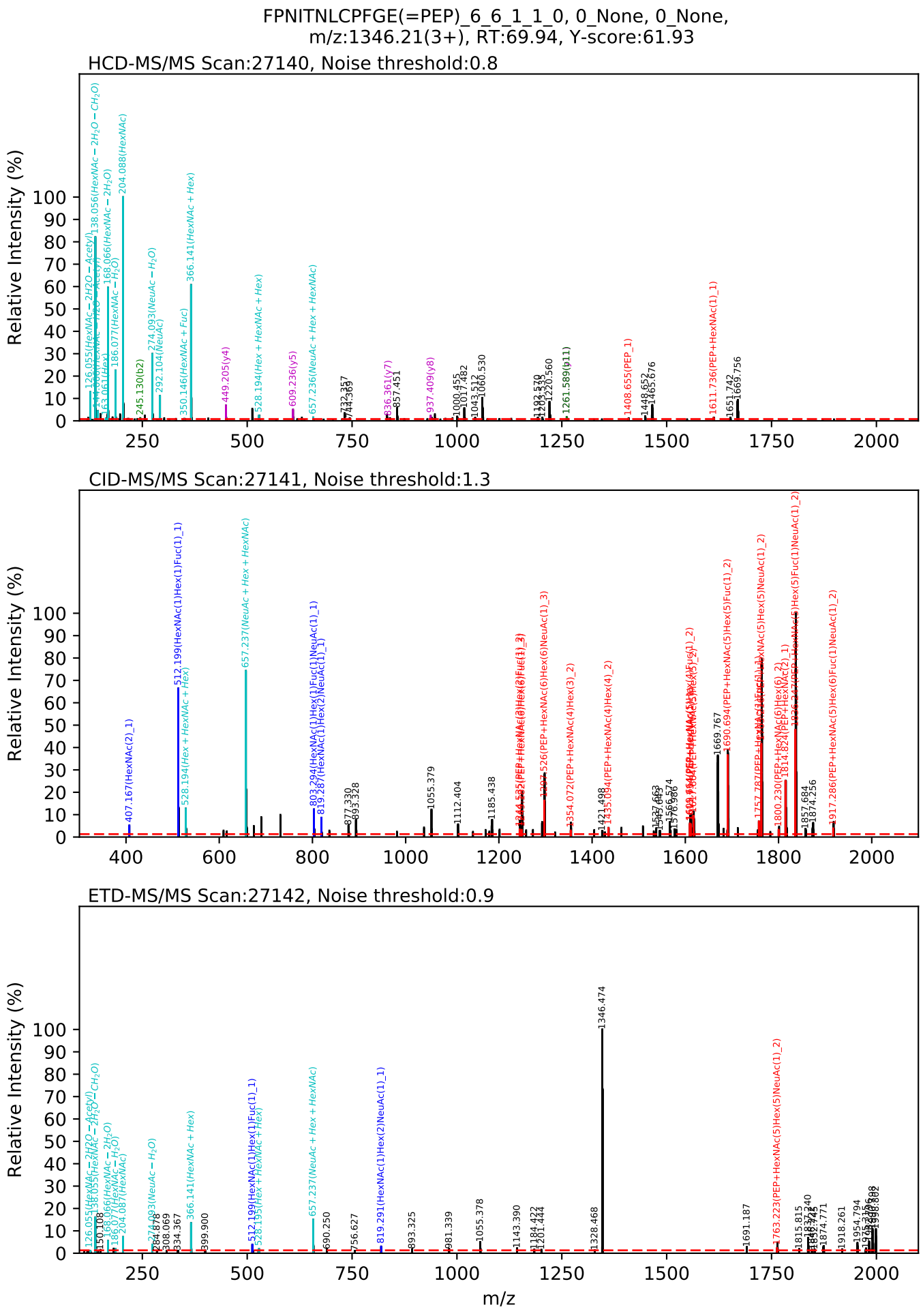
FPNITNLCPFGE(=PEP)_6_6_1_1_0, 0_None, 0_None,
m/z:1346.21(3+), RT:69.94, Y-score:61.93
HCD-MS/MS Scan:27140, Noise threshold:0.8
CID-MS/MS Scan:27141, Noise threshold:1.3
ETD-MS/MS Scan:27142, Noise threshold:0.9
Relative Intensity (%)
m/z

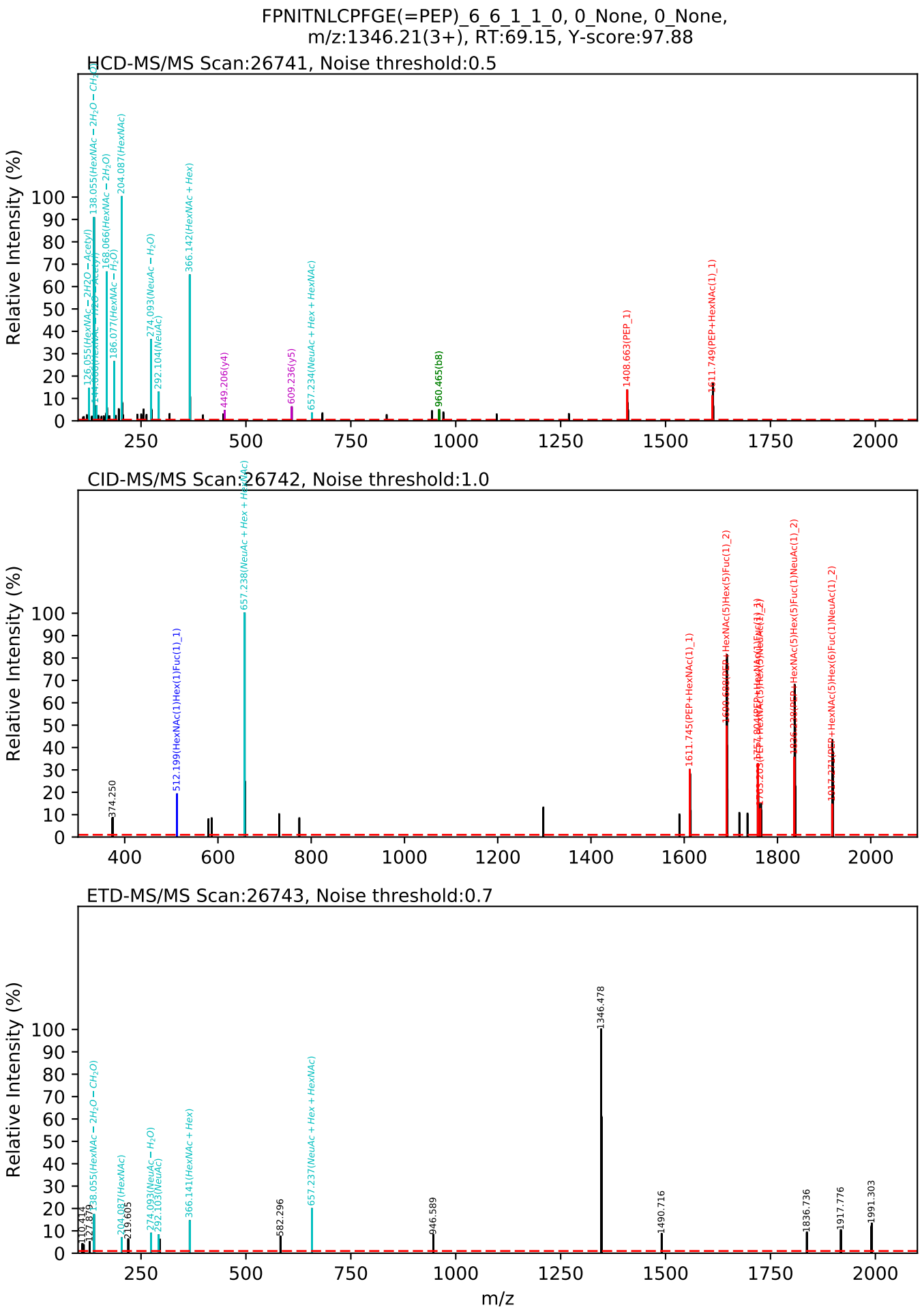
FPNITNLCPFGE(=PEP)_6_6_1_1_0, 0_None, 0_None,
m/z:1346.21(3+), RT:69.15, Y-score:97.88
HCD-MS/MS Scan:26741, Noise threshold:0.5
Relative Intensity (%)
126.055(HexNAc − 2H2O − Acetyl)
138.055(HexNAc − 2H2O − CH2O)
144.066(HexNAc − H2O − Acetyl)
168.066(HexNAc − 2H2O)
186.077(HexNAc − H2O)
204.087(HexNAc)
274.093(NeuAc − H2O)
292.104(NeuAc)
366.142(HexNAc + Hex)
449.206(y4)
609.236(y5)
657.234(NeuAc + Hex + HexNAc)
960.465(b8)
1408.663(PEP_1)
1611.749(PEP+HexNAc(1)_1)
CID-MS/MS Scan:26742, Noise threshold:1.0
Relative Intensity (%)
374.250
512.199(HexNAc(1)Hex(1)Fuc(1)_1)
657.238(NeuAc + Hex + HexNAc)
1611.745(PEP+HexNAc(1)_1)
ETD-MS/MS Scan:26743, Noise threshold:0.7
Relative Intensity (%)
110.414
127.879
138.055(HexNAc − 2H2O − CH2O)
204.087(HexNAc)
219.605
274.093(NeuAc − H2O)
292.103(NeuAc)
366.141(HexNAc + Hex)
582.296
657.237(NeuAc + Hex + HexNAc)
946.589
1346.478
1490.716
1836.736
1917.776
1991.303
m/z

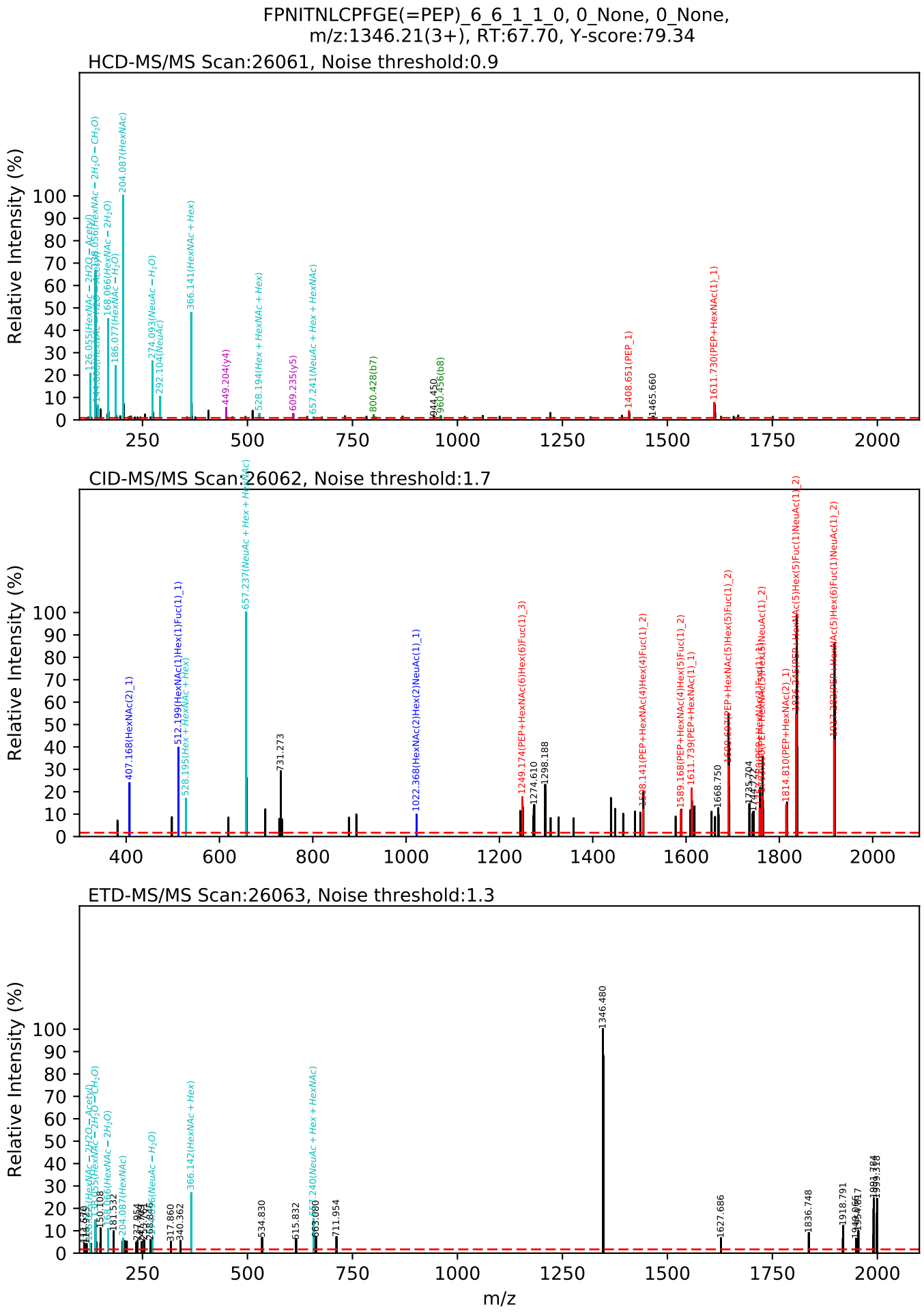
FPNITNLCPFGE(=PEP)_6_6_1_1_0, 0_None, 0_None,
m/z:1346.21(3+), RT:67.70, Y-score:79.34
HCD-MS/MS Scan:26061, Noise threshold:0.9
Relative Intensity (%)
126.055(HexNAc − 2H2O − Acetyl)
168.066(HexNAc − 2H2O)
186.077(HexNAc − H2O)
204.087(HexNAc)
274.093(NeuAc − H2O)
292.104(NeuAc)
366.141(HexNAc + Hex)
449.204(y4)
528.194(Hex + HexNAc + Hex)
609.235(y5)
657.241(NeuAc + Hex + HexNAc)
800.428(b7)
944.450
960.456(b8)
1408.651(PEP_1)
1465.660
1611.730(PEP+HexNAc(1)_1)
CID-MS/MS Scan:26062, Noise threshold:1.7
Relative Intensity (%)
407.168(HexNAc(2)_1)
512.199(HexNAc(1)Hex(1)Fuc(1)_1)
528.195(Hex + HexNAc + Hex)
657.237(NeuAc + Hex + HexNAc)
731.273
1022.368(HexNAc(2)Hex(2)NeuAc(1)_1)
1249.174(PEP+HexNAc(6)Hex(6)Fuc(1)_3)
1274.610
1298.188
1568.141(PEP+HexNAc(4)Hex(4)Fuc(1)_2)
1589.168(PEP+HexNAc(4)Hex(5)Fuc(1)_2)
1611.739(PEP+HexNAc(1)_1)
1668.750
1814.810(PEP+HexNAc(2)_1)
ETD-MS/MS Scan:26063, Noise threshold:1.3
Relative Intensity (%)
204.087(HexNAc)
317.860
340.362
366.142(HexNAc + Hex)
534.830
615.832
711.954
1346.480
1627.686
1836.748
1918.791
m/z

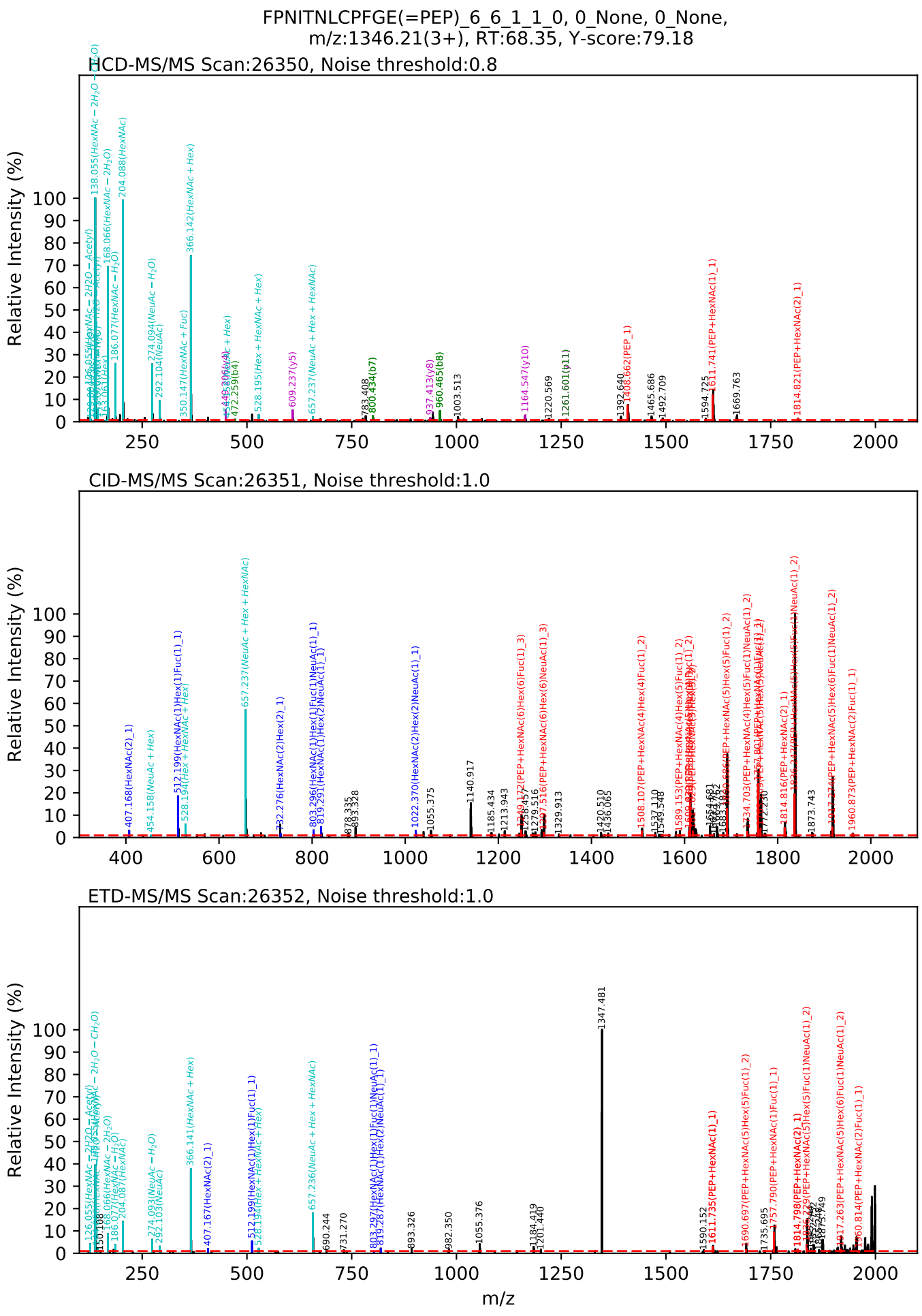
FPNITNLCPFGE(=PEP)_6_6_1_1_0, 0_None, 0_None,
m/z:1346.21(3+), RT:68.35, Y-score:79.18
HCD-MS/MS Scan:26350, Noise threshold:0.8
CID-MS/MS Scan:26351, Noise threshold:1.0
ETD-MS/MS Scan:26352, Noise threshold:1.0
Relative Intensity (%)
m/z

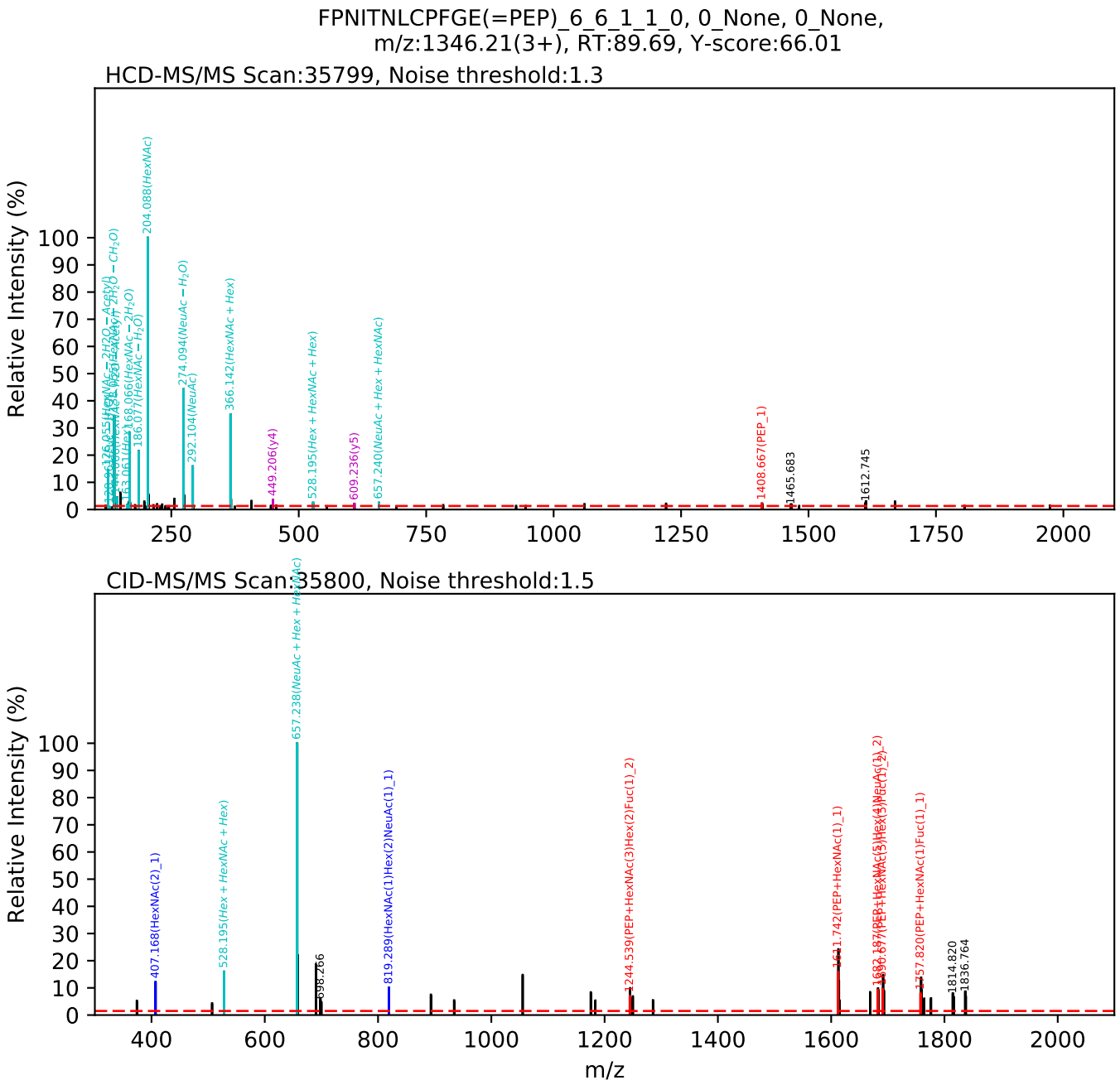
FPNITNLCPFGE(=PEP)_6_6_1_1_0, 0_None, 0_None,
m/z:1346.21(3+), RT:89.69, Y-score:66.01
HCD-MS/MS Scan:35799, Noise threshold:1.3
Relative Intensity (%)
204.088(HexNAc)
274.094(NeuAc − H2O)
292.104(NeuAc)
366.142(HexNAc + Hex)
449.206(y4)
528.195(Hex + HexNAc + Hex)
609.236(y5)
657.240(NeuAc + Hex + HexNAc)
1408.667(PEP_1)
1465.683
1612.745
CID-MS/MS Scan:35800, Noise threshold:1.5
Relative Intensity (%)
407.168(HexNAc(2)_1)
528.195(Hex + HexNAc + Hex)
657.238(NeuAc + Hex + HexNAc)
698.266
819.289(HexNAc(1)Hex(2)NeuAc(1)_1)
1244.539(PEP+HexNAc(3)Hex(2)Fuc(1)_2)
1611.742(PEP+HexNAc(1)_1)
1757.820(PEP+HexNAc(1)Fuc(1)_1)
1814.820
1836.764
m/z

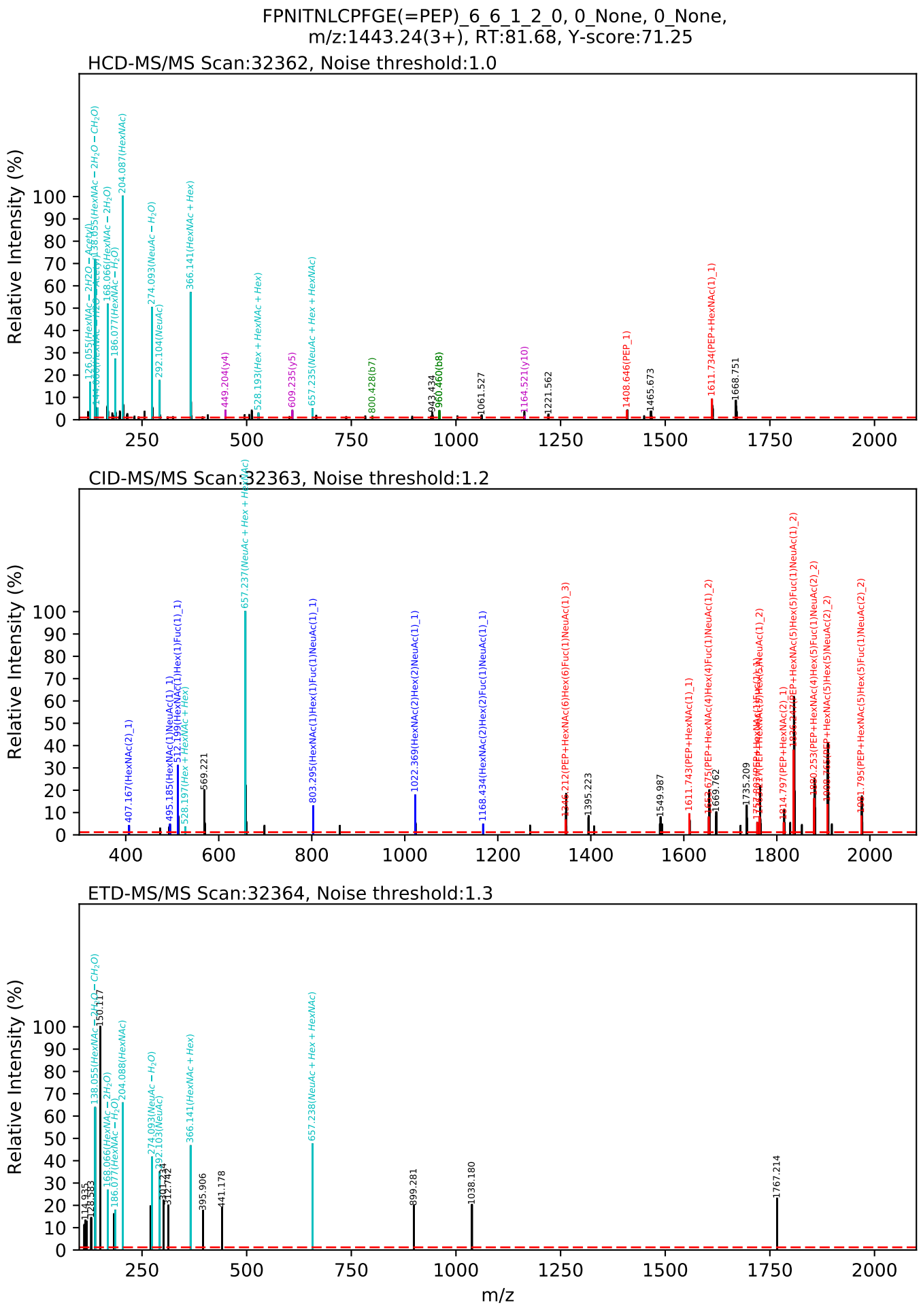
FPNITNLCPFGE(=PEP)_6_6_1_2_0, 0_None, 0_None,
m/z:1443.24(3+), RT:81.68, Y-score:71.25
HCD-MS/MS Scan:32362, Noise threshold:1.0
Relative Intensity (%)
126.055(HexNAc − 2H2O − CH2O)
138.055(HexNAc − 2H2O − CH2O)
168.066(HexNAc − 2H2O)
186.077(HexNAc − H2O)
204.087(HexNAc)
274.093(NeuAc − H2O)
292.104(NeuAc)
366.141(HexNAc + Hex)
449.204(y4)
528.193(Hex + HexNAc + Hex)
609.235(y5)
657.235(NeuAc + Hex + HexNAc)
800.428(b7)
943.434
960.460(b8)
1061.527
1164.521(y10)
1221.562
1408.646(PEP_1)
1465.673
1611.734(PEP+HexNAc(1)_1)
1668.751
CID-MS/MS Scan:32363, Noise threshold:1.2
Relative Intensity (%)
407.167(HexNAc(2)_1)
495.185(HexNAc(1)NeuAc(1)_1)
512.199(HexNAc(1)Hex(1)Fuc(1)_1)
528.19?(Hex + HexNAc + Hex)
569.221
657.237(NeuAc + Hex + HexNAc)
803.295(HexNAc(1)Hex(1)Fuc(1)NeuAc(1)_1)
1022.369(HexNAc(2)Hex(2)NeuAc(1)_1)
1168.434(HexNAc(2)Hex(2)Fuc(1)NeuAc(1)_1)
1246.212(PEP+HexNAc(6)Hex(6)Fuc(1)NeuAc(1)_3)
1395.223
1549.987
1611.743(PEP+HexNAc(1)_1)
1659.675(PEP+HexNAc(4)Hex(4)Fuc(1)NeuAc(1)_2)
1669.762
1735.209
1914.797(PEP+HexNAc(2)_1)
1980.253(PEP+HexNAc(4)Hex(5)Fuc(1)NeuAc(2)_2)
2081.795(PEP+HexNAc(5)Hex(5)Fuc(1)NeuAc(2)_2)
ETD-MS/MS Scan:32364, Noise threshold:1.3
Relative Intensity (%)
114.935
128.383
138.055(HexNAc − 2H2O − CH2O)
150.117
168.066(HexNAc − 2H2O)
186.077(HexNAc − H2O)
204.088(HexNAc)
274.093(NeuAc − H2O)
292.103(NeuAc)
301.724
312.742
366.141(HexNAc + Hex)
395.906
441.178
657.238(NeuAc + Hex + HexNAc)
899.281
1038.180
1767.214
m/z

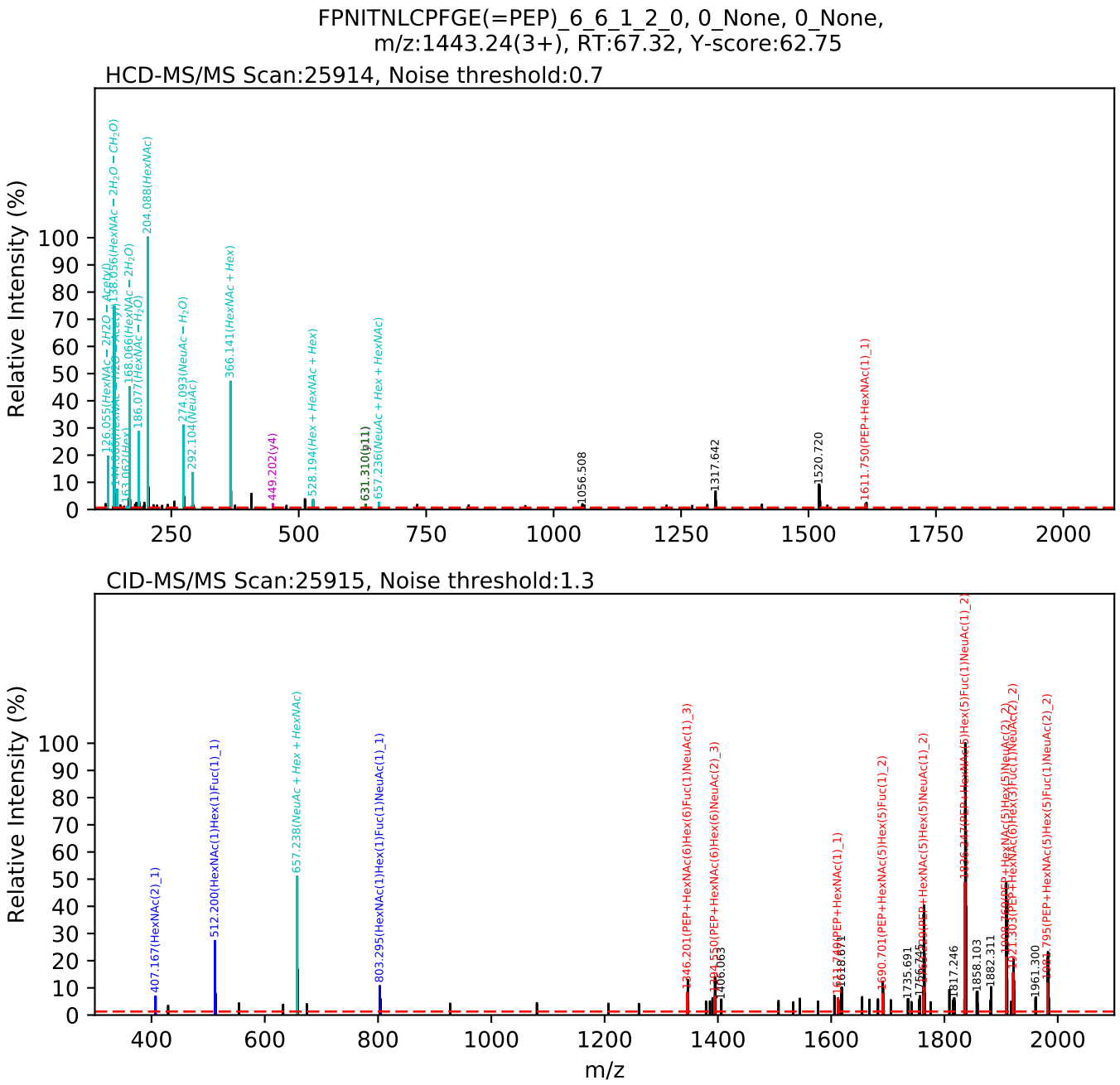
FPNITNLCPFGE(=PEP)_6_6_1_2_0, 0_None, 0_None,
m/z:1443.24(3+), RT:67.32, Y-score:62.75
HCD-MS/MS Scan:25914, Noise threshold:0.7
Relative Intensity (%)
204.088(HexNAc)
186.077(HexNAc − H2O)
168.066(HexNAc − 2H2O)
163.062(Hex)
138.055(HexNAc − 2H2O − CH2O)
126.055(HexNAc − 2H2O − CH2O)
274.093(NeuAc − H2O)
292.104(NeuAc)
366.141(HexNAc + Hex)
449.202(y4)
528.194(Hex + HexNAc + Hex)
631.310(p11)
657.236(NeuAc + Hex + HexNAc)
1056.508
1317.642
1520.720
1611.750(PEP+HexNAc(1)_1)
m/z
CID-MS/MS Scan:25915, Noise threshold:1.3
Relative Intensity (%)
407.167(HexNAc(2)_1)
512.200(HexNAc(1)Hex(1)Fuc(1)_1)
657.238(NeuAc + Hex + HexNAc)
803.295(HexNAc(1)Hex(1)Fuc(1)NeuAc(1)_1)
1246.201(PEP+HexNAc(6)Hex(6)Fuc(1)NeuAc(1)_3)
1406.063
1618.871
1690.701(PEP+HexNAc(5)Hex(5)Fuc(1)_2)
1735.691
1817.246
1858.103
1882.311
1961.300
m/z

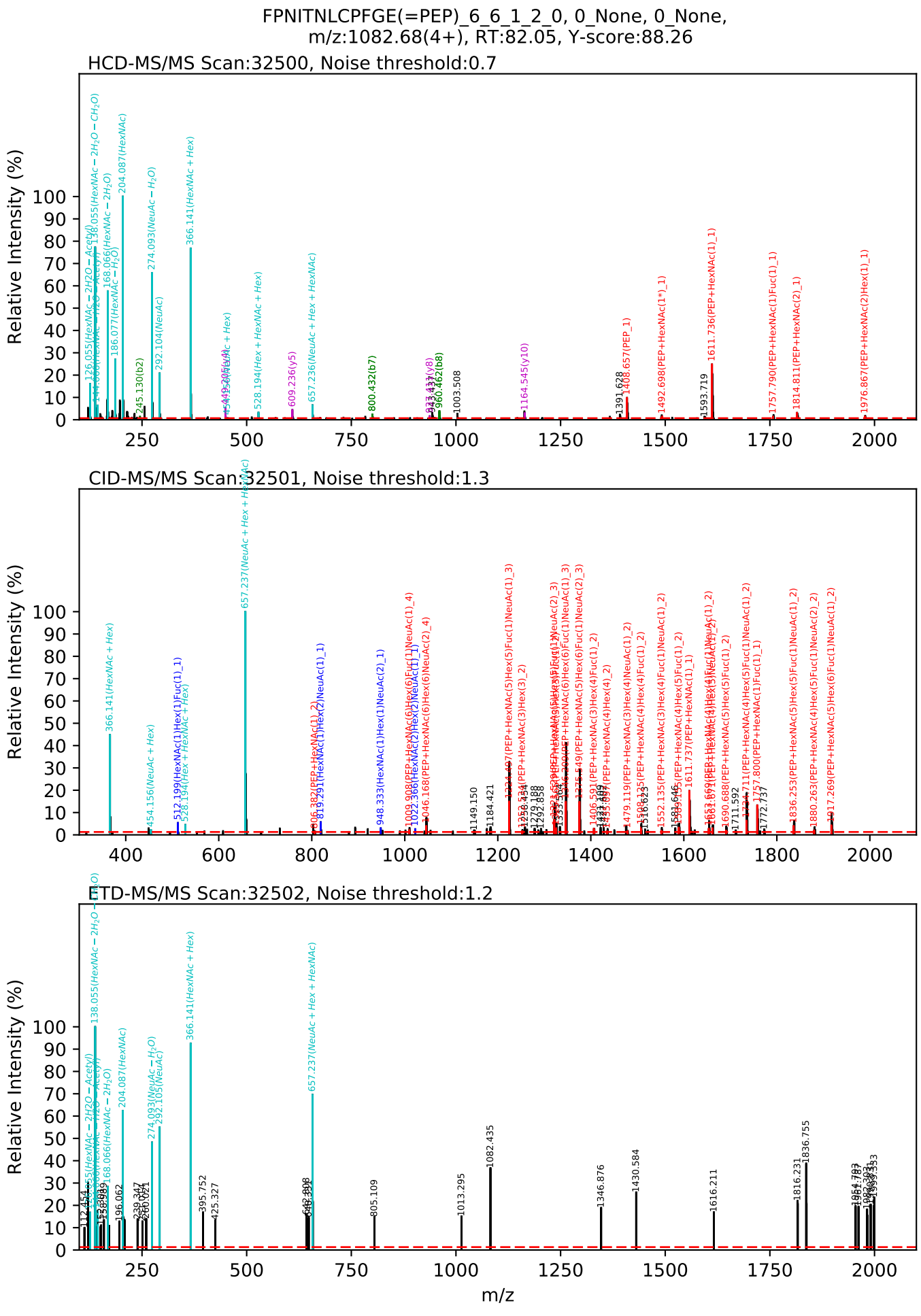
FPNITNLCPFGE(=PEP)_6_6_1_2_0, 0_None, 0_None,
m/z:1082.68(4+), RT:82.05, Y-score:88.26
HCD-MS/MS Scan:32500, Noise threshold:0.7
CID-MS/MS Scan:32501, Noise threshold:1.3
ETD-MS/MS Scan:32502, Noise threshold:1.2
Relative Intensity (%)
m/z

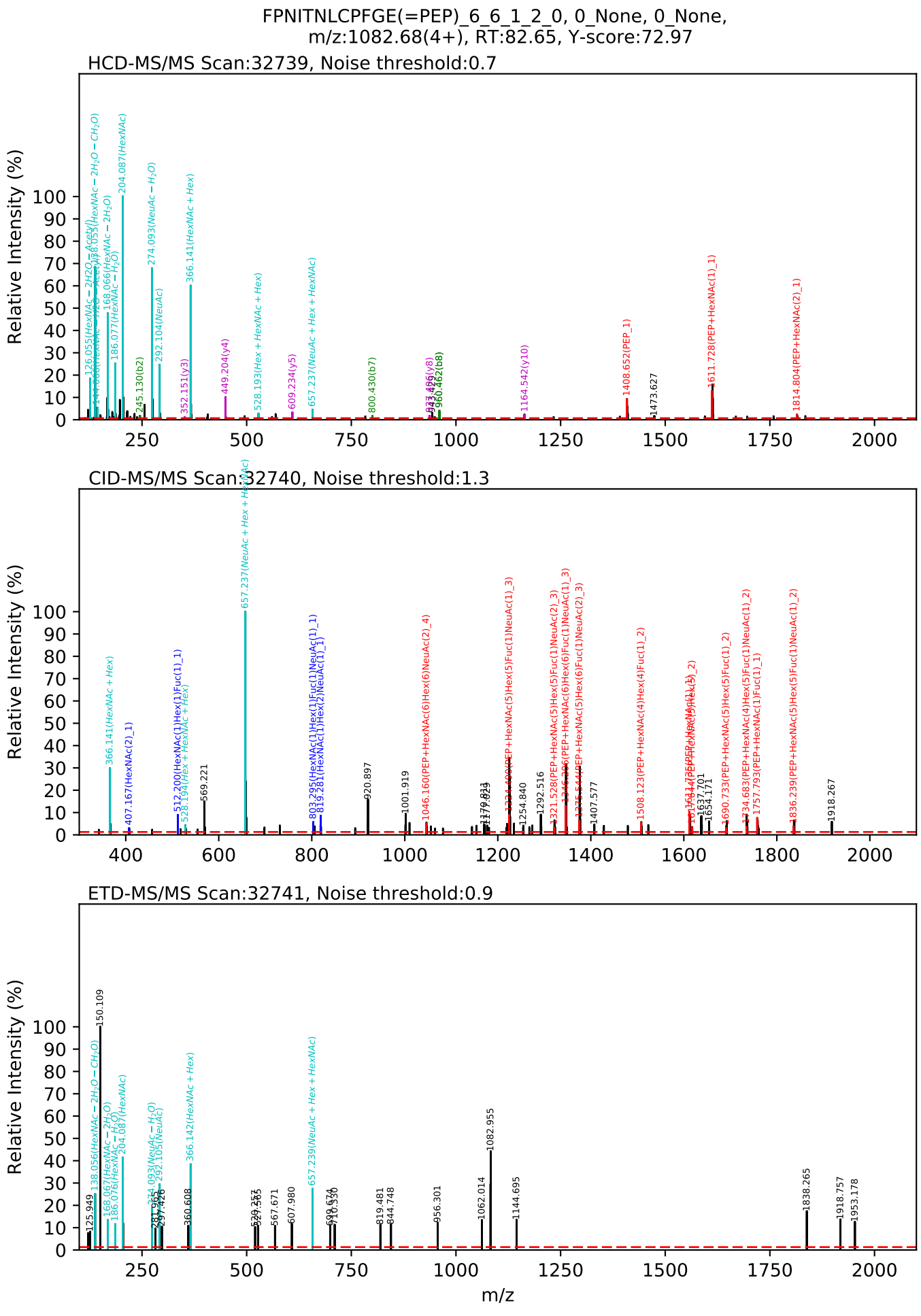
FPNITNLCPFGE(=PEP)_6_6_1_2_0, 0_None, 0_None,
m/z:1082.68(4+), RT:82.65, Y-score:72.97
HCD-MS/MS Scan:32739, Noise threshold:0.7
Relative Intensity (%)
126.055(HexNAc − 2H2O − CH2O)
138.055(HexNAc − 2H2O − CH2O)
168.066(HexNAc − 2H2O)
186.077(HexNAc − H2O)
204.087(HexNAc)
245.130(b2)
274.093(NeuAc − H2O)
292.104(NeuAc)
352.151(y3)
366.141(HexNAc + Hex)
449.204(y4)
528.193(Hex + HexNAc + Hex)
609.234(y5)
657.237(NeuAc + Hex + HexNAc)
800.430(b7)
833.486(y8)
960.462(b8)
1164.542(y10)
1408.652(PEP_1)
1473.627
1611.728(PEP+HexNAc(1)_1)
1814.804(PEP+HexNAc(2)_1)
m/z
CID-MS/MS Scan:32740, Noise threshold:1.3
Relative Intensity (%)
366.141(HexNAc + Hex)
407.167(HexNAc(2)_1)
512.200(HexNAc(1)Hex(1)Fuc(1)_1)
528.194(Hex + HexNAc + Hex)
569.221
657.237(NeuAc + Hex + HexNAc)
803.295(HexNAc(1)Hex(1)Fuc(1)NeuAc(1)_1)
819.281(HexNAc(1)Hex(2)NeuAc(1)_1)
920.897
1001.919
1046.160(PEP+HexNAc(6)Hex(6)NeuAc(2)_4)
1254.840
1292.516
1321.528(PEP+HexNAc(5)Hex(5)Fuc(1)NeuAc(2)_3)
1407.577
1508.123(PEP+HexNAc(4)Hex(4)Fuc(1)_2)
1637.701
1654.171
1690.733(PEP+HexNAc(5)Hex(5)Fuc(1)_2)
1734.683(PEP+HexNAc(4)Hex(5)Fuc(1)NeuAc(1)_2)
1757.793(PEP+HexNAc(1)Fuc(1)_1)
1836.239(PEP+HexNAc(5)Hex(5)Fuc(1)NeuAc(1)_2)
1918.267
m/z
ETD-MS/MS Scan:32741, Noise threshold:0.9
Relative Intensity (%)
125.949
138.056(HexNAc − 2H2O − CH2O)
150.109
168.067(HexNAc − 2H2O)
186.076(HexNAc − H2O)
204.087(HexNAc)
274.093(NeuAc − H2O)
292.105(NeuAc)
366.142(HexNAc + Hex)
360.608
567.671
607.980
657.239(NeuAc + Hex + HexNAc)
819.481
844.748
956.301
1062.014
1082.955
1144.695
1838.265
1918.757
1953.178
m/z

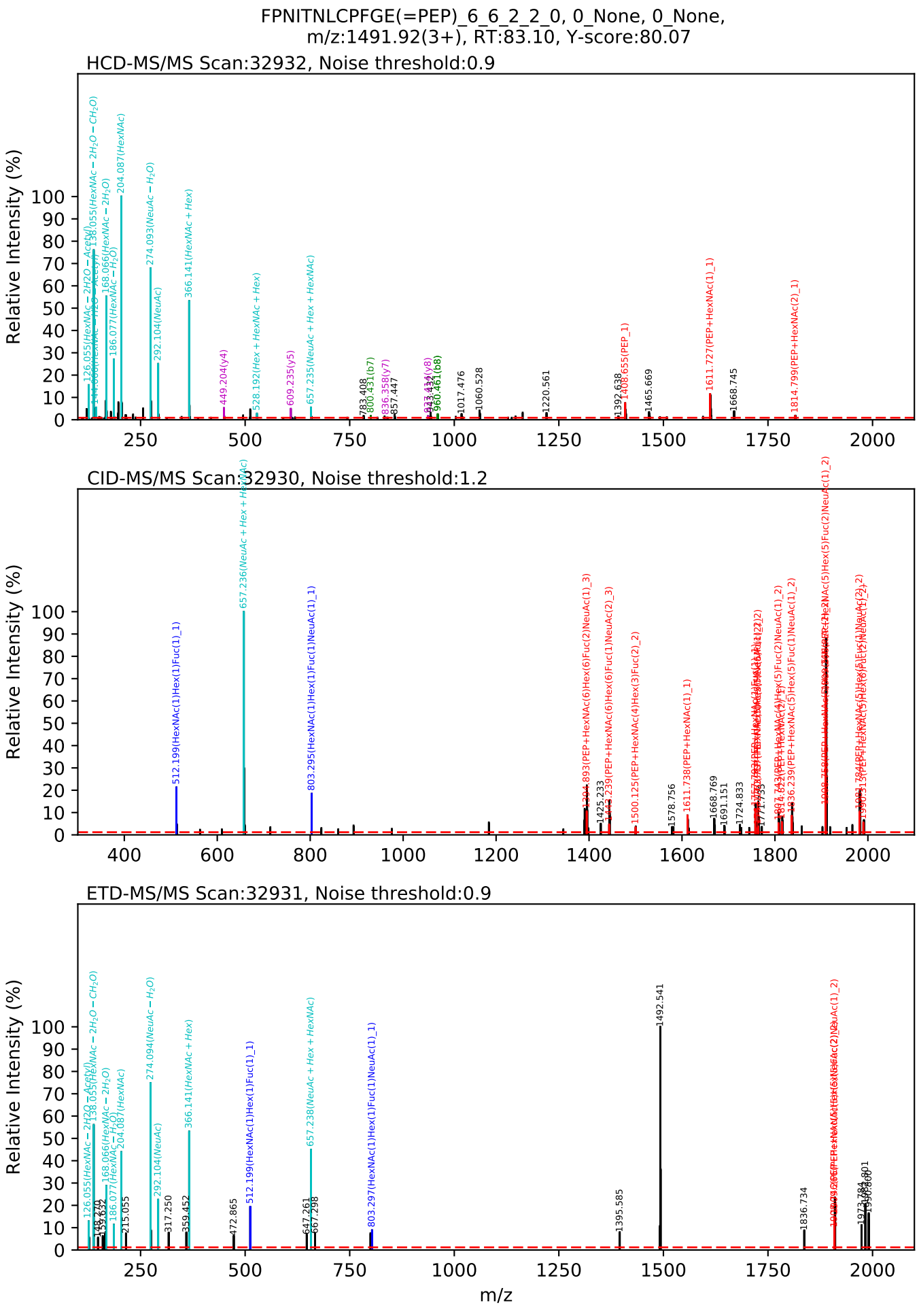
FPNITNLCPFGE(=PEP)_6_6_2_2_0, 0_None, 0_None,
m/z:1491.92(3+), RT:83.10, Y-score:80.07
HCD-MS/MS Scan:32932, Noise threshold:0.9
CID-MS/MS Scan:32930, Noise threshold:1.2
ETD-MS/MS Scan:32931, Noise threshold:0.9
Relative Intensity (%)
m/z

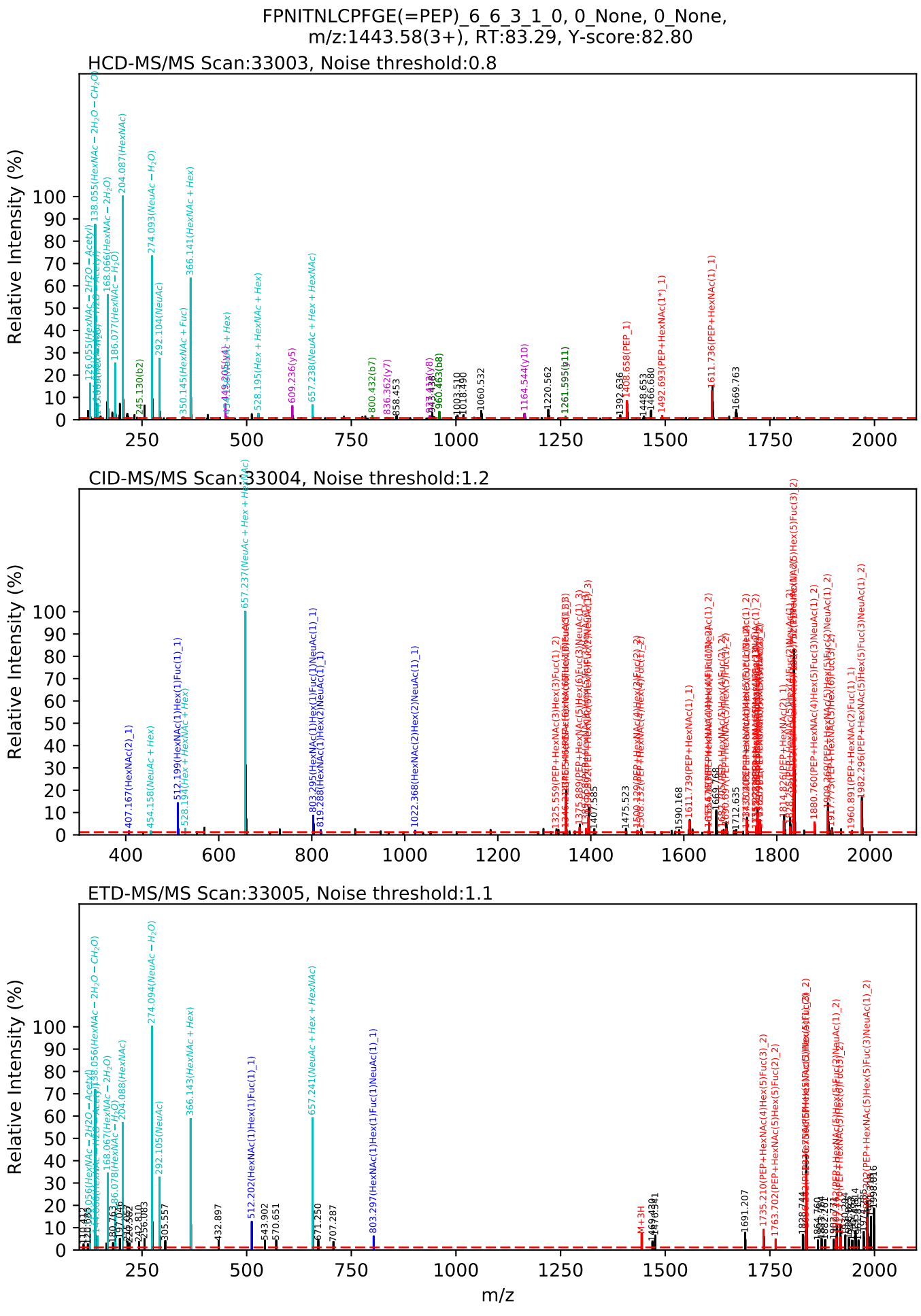
FPNITNLCPFGE(=PEP)_6_6_3_1_0, 0_None, 0_None,
m/z:1443.58(3+), RT:83.29, Y-score:82.80
HCD-MS/MS Scan:33003, Noise threshold:0.8
CID-MS/MS Scan:33004, Noise threshold:1.2
ETD-MS/MS Scan:33005, Noise threshold:1.1
Relative Intensity (%)
m/z

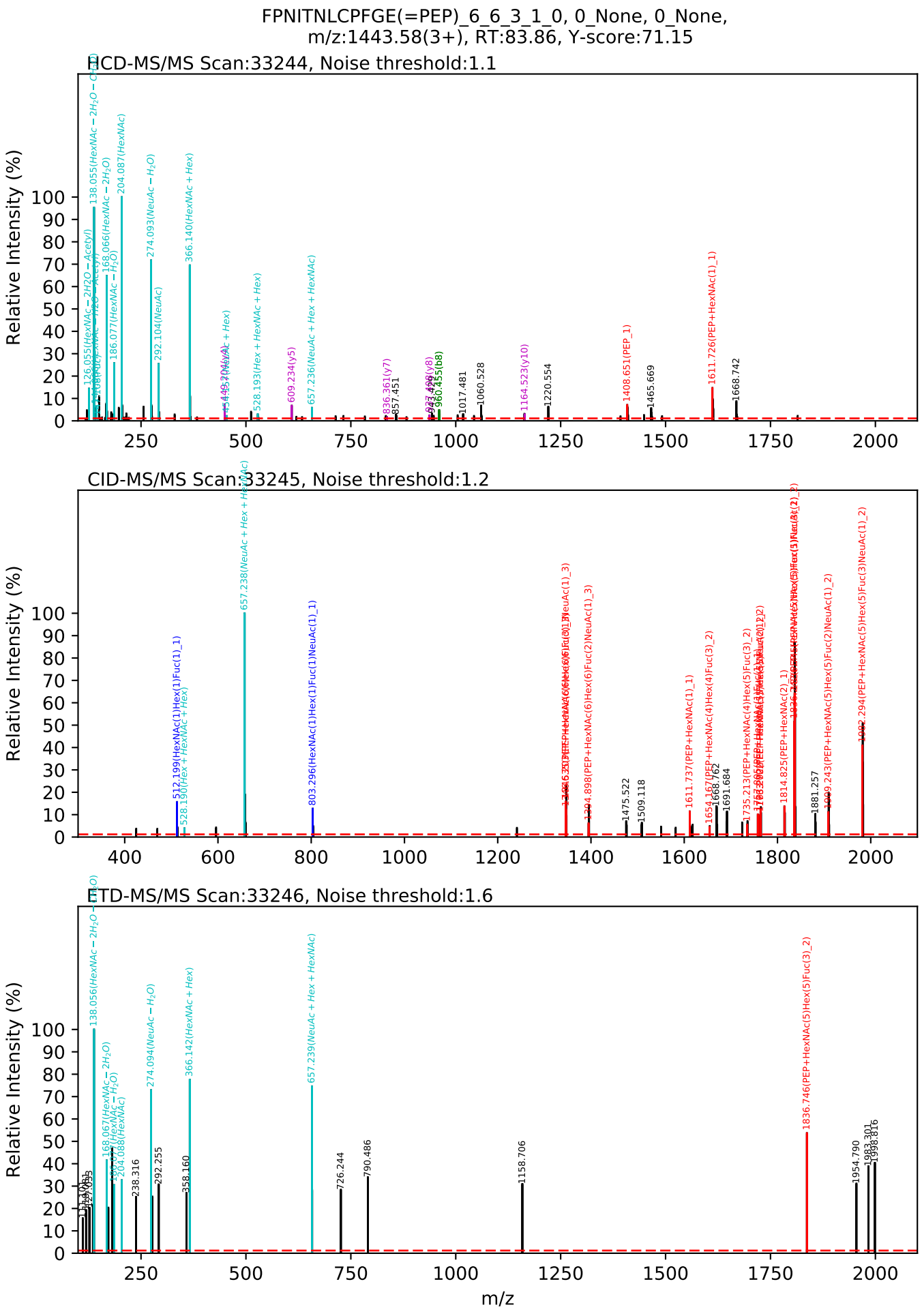
FPNITNLCPFGE(=PEP)_6_6_3_1_0, 0_None, 0_None,
m/z:1443.58(3+), RT:83.86, Y-score:71.15
HCD-MS/MS Scan:33244, Noise threshold:1.1
CID-MS/MS Scan:33245, Noise threshold:1.2
ETD-MS/MS Scan:33246, Noise threshold:1.6
Relative Intensity (%)
m/z

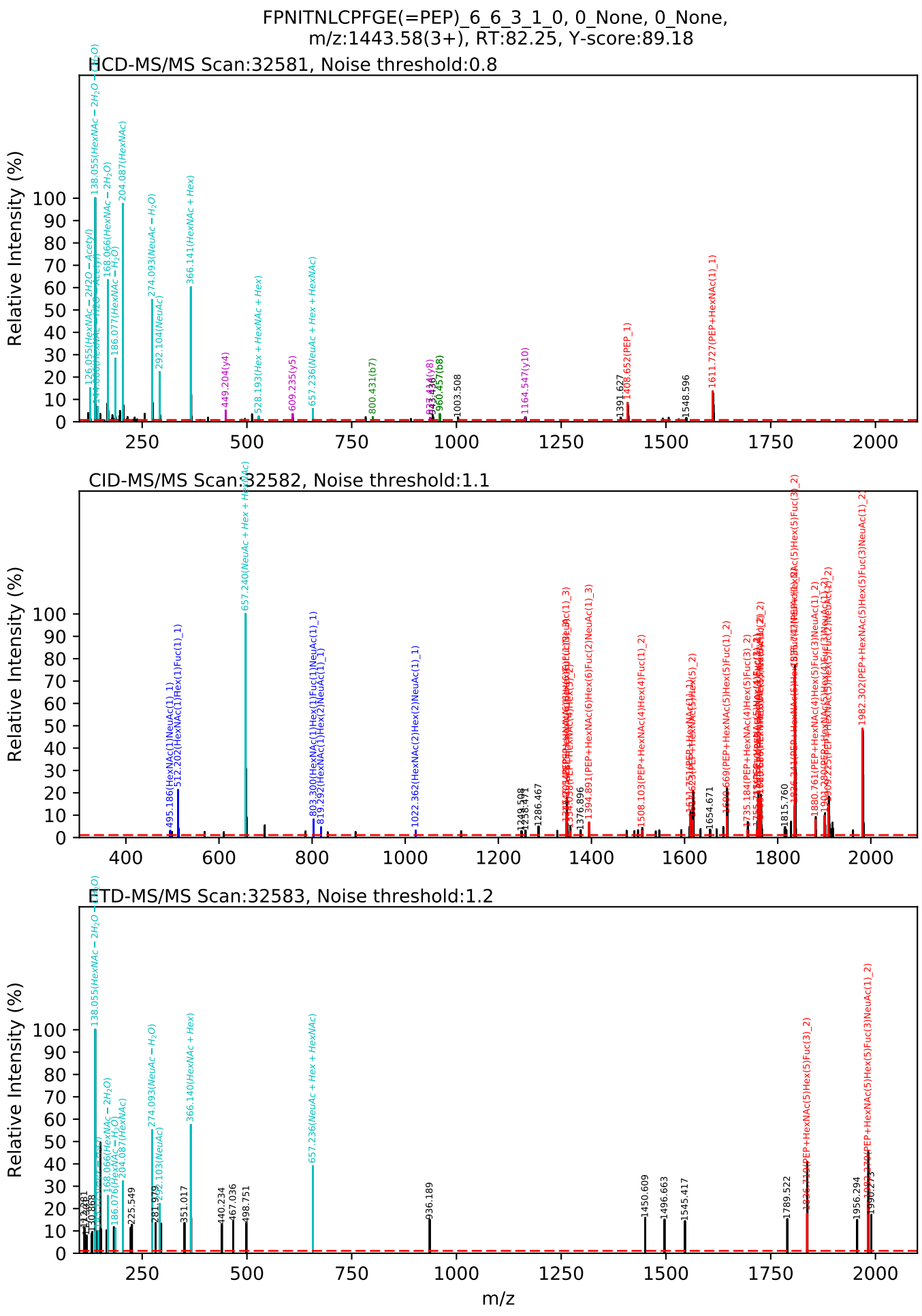
FPNITNLCPFGE(=PEP)_6_6_3_1_0, 0_None, 0_None,
m/z:1443.58(3+), RT:82.25, Y-score:89.18
HCD-MS/MS Scan:32581, Noise threshold:0.8
CID-MS/MS Scan:32582, Noise threshold:1.1
ETD-MS/MS Scan:32583, Noise threshold:1.2
Relative Intensity (%)
m/z

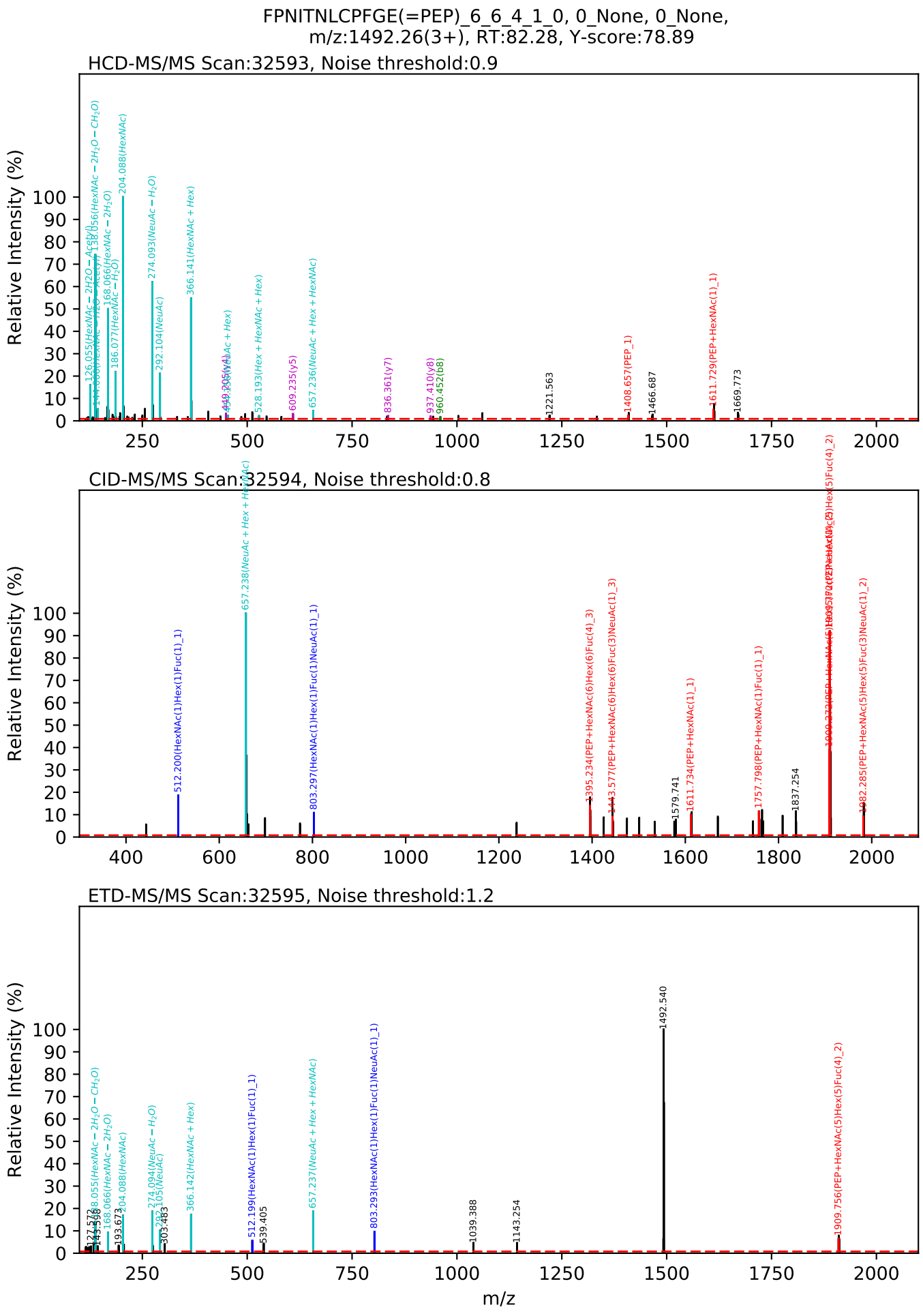
FPNITNLCPFGE(=PEP)_6_6_4_1_0, 0_None, 0_None,
m/z:1492.26(3+), RT:82.28, Y-score:78.89
HCD-MS/MS Scan:32593, Noise threshold:0.9
Relative Intensity (%)
126.055(HexNAc − 2H2O − CH2O)
138.056(HexNAc − 2H2O − CH2O)
144.066(HexNAc − H2O − CH2O)
168.066(HexNAc − 2H2O)
186.077(HexNAc − H2O)
204.088(HexNAc)
274.093(NeuAc − H2O)
292.104(NeuAc)
366.141(HexNAc + Hex)
528.193(Hex + HexNAc + Hex)
609.235(y5)
657.236(NeuAc + Hex + HexNAc)
836.361(y7)
937.410(y8)
960.452(b8)
1221.563
1408.657(PEP_1)
1466.687
1611.729(PEP+HexNAc(1)_1)
1669.773
CID-MS/MS Scan:32594, Noise threshold:0.8
Relative Intensity (%)
512.200(HexNAc(1)Hex(1)Fuc(1)_1)
657.238(NeuAc + Hex + HexNAc)
803.297(HexNAc(1)Hex(1)Fuc(1)NeuAc(1)_1)
1395.234(PEP+HexNAc(6)Hex(6)Fuc(4)_3)
1443.577(PEP+HexNAc(6)Hex(6)Fuc(3)NeuAc(1)_3)
1579.741
1611.734(PEP+HexNAc(1)_1)
1757.798(PEP+HexNAc(1)Fuc(1)_1)
1837.254
1982.285(PEP+HexNAc(5)Hex(5)Fuc(3)NeuAc(1)_2)
ETD-MS/MS Scan:32595, Noise threshold:1.2
Relative Intensity (%)
126.055(HexNAc − 2H2O − CH2O)
168.066(HexNAc − 2H2O)
204.088(HexNAc)
274.094(NeuAc − H2O)
292.105(NeuAc)
366.142(HexNAc + Hex)
512.199(HexNAc(1)Hex(1)Fuc(1)_1)
657.237(NeuAc + Hex + HexNAc)
803.293(HexNAc(1)Hex(1)Fuc(1)NeuAc(1)_1)
1039.388
1143.254
1492.540
1909.756(PEP+HexNAc(5)Hex(5)Fuc(4)_2)
m/z

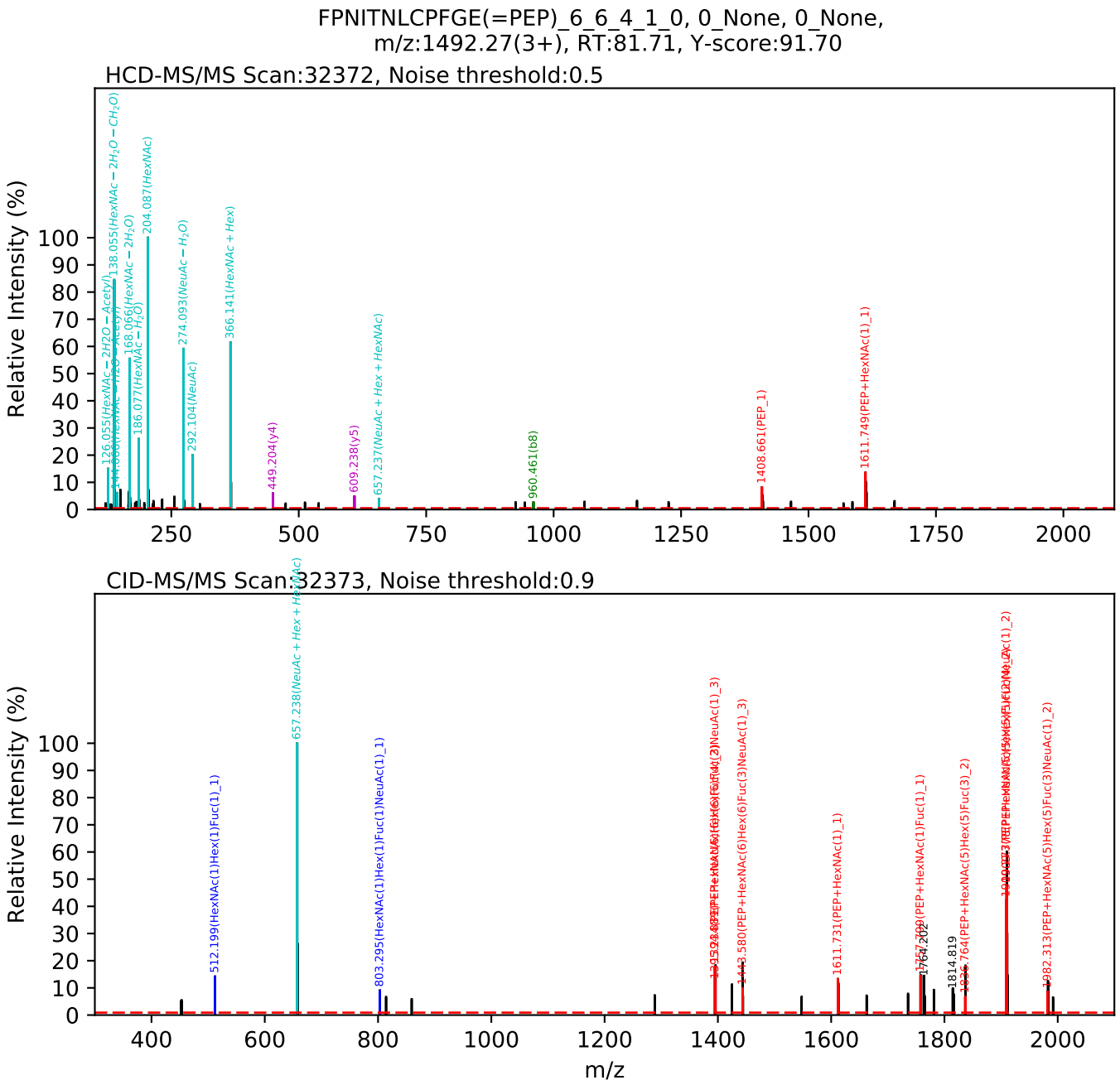
FPNITNLCPFGE(=PEP)_6_6_4_1_0, 0_None, 0_None,
m/z:1492.27(3+), RT:81.71, Y-score:91.70
HCD-MS/MS Scan:32372, Noise threshold:0.5
Relative Intensity (%)
126.055(HexNAc − 2H2O − Acetyl)
138.055(HexNAc − 2H2O − CH2O)
168.066(HexNAc − 2H2O)
186.077(HexNAc − H2O)
204.087(HexNAc)
274.093(NeuAc − H2O)
292.104(NeuAc)
366.141(HexNAc + Hex)
449.204(y4)
609.238(y5)
657.237(NeuAc + Hex + HexNAc)
960.461(b8)
1408.661(PEP_1)
1611.749(PEP+HexNAc(1)_1)
CID-MS/MS Scan:32373, Noise threshold:0.9
Relative Intensity (%)
512.199(HexNAc(1)Hex(1)Fuc(1)_1)
657.238(NeuAc + Hex + HexNAc)
803.295(HexNAc(1)Hex(1)Fuc(1)NeuAc(1)_1)
1443.580(PEP+HexNAc(6)Hex(6)Fuc(3)NeuAc(1)_3)
1611.731(PEP+HexNAc(1)_1)
1764.202
1814.819
1982.313(PEP+HexNAc(5)Hex(5)Fuc(3)NeuAc(1)_2)
m/z

FPNITNLCPFGE(=PEP)_6_7_1_0_0, 0_None, 0_None,
m/z:1316.87(3+), RT:58.41, Y-score:86.06

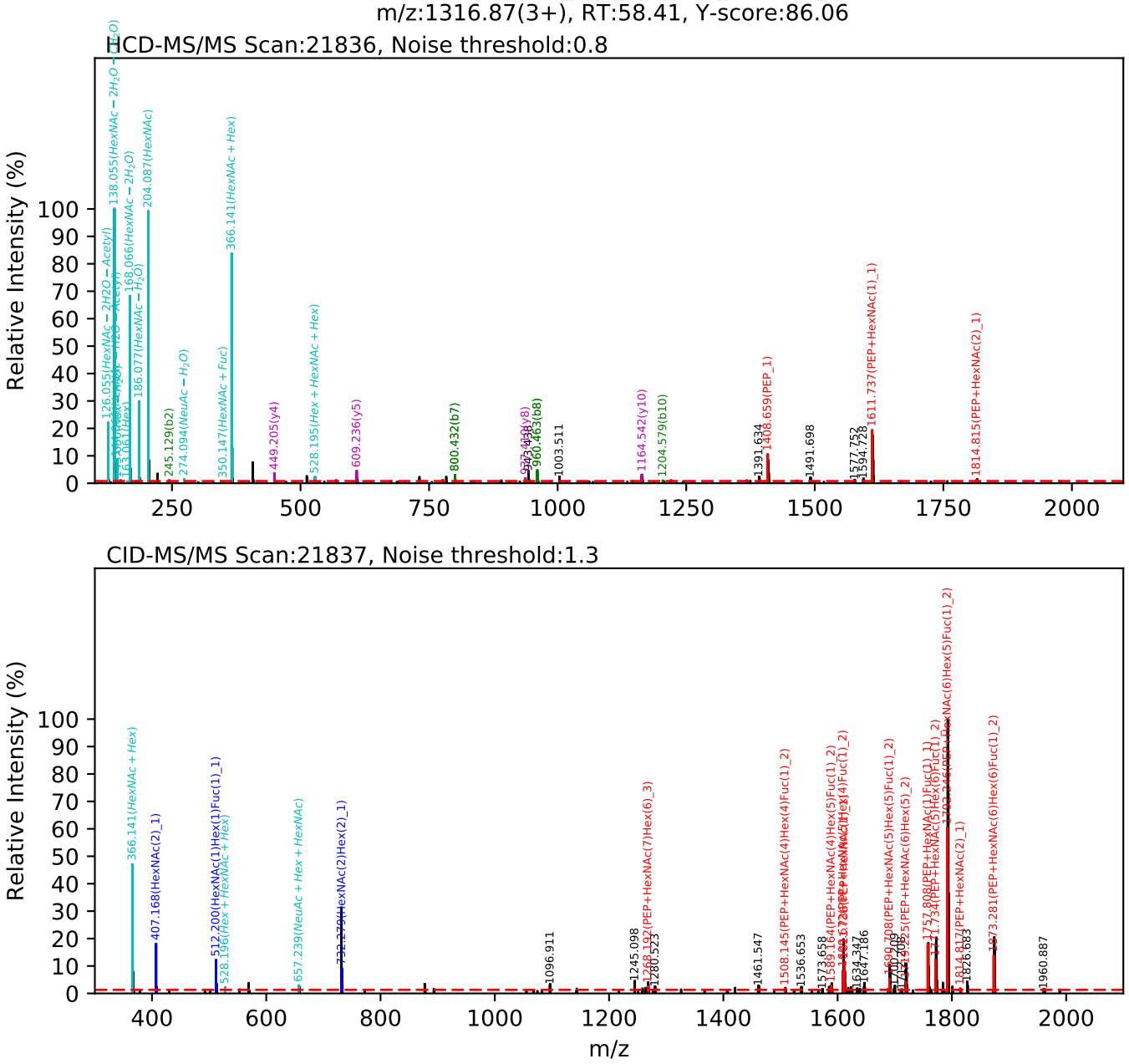

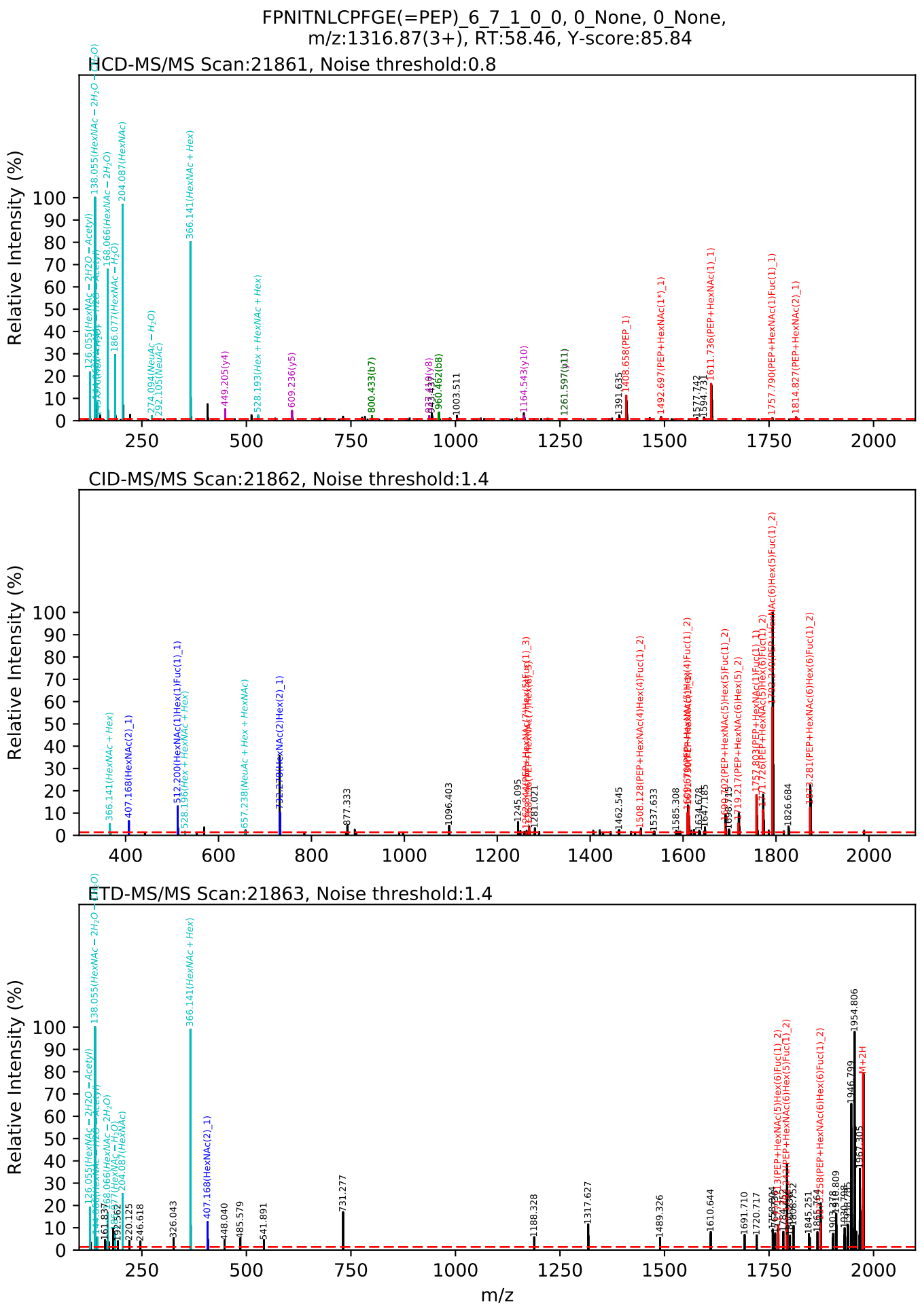
FPNITNLCPFGE(=PEP)_6_7_1_0_0, 0_None, 0_None,
m/z:1316.87(3+), RT:58.46, Y-score:85.84
HCD-MS/MS Scan:21861, Noise threshold:0.8
CID-MS/MS Scan:21862, Noise threshold:1.4
ETD-MS/MS Scan:21863, Noise threshold:1.4
Relative Intensity (%)
m/z

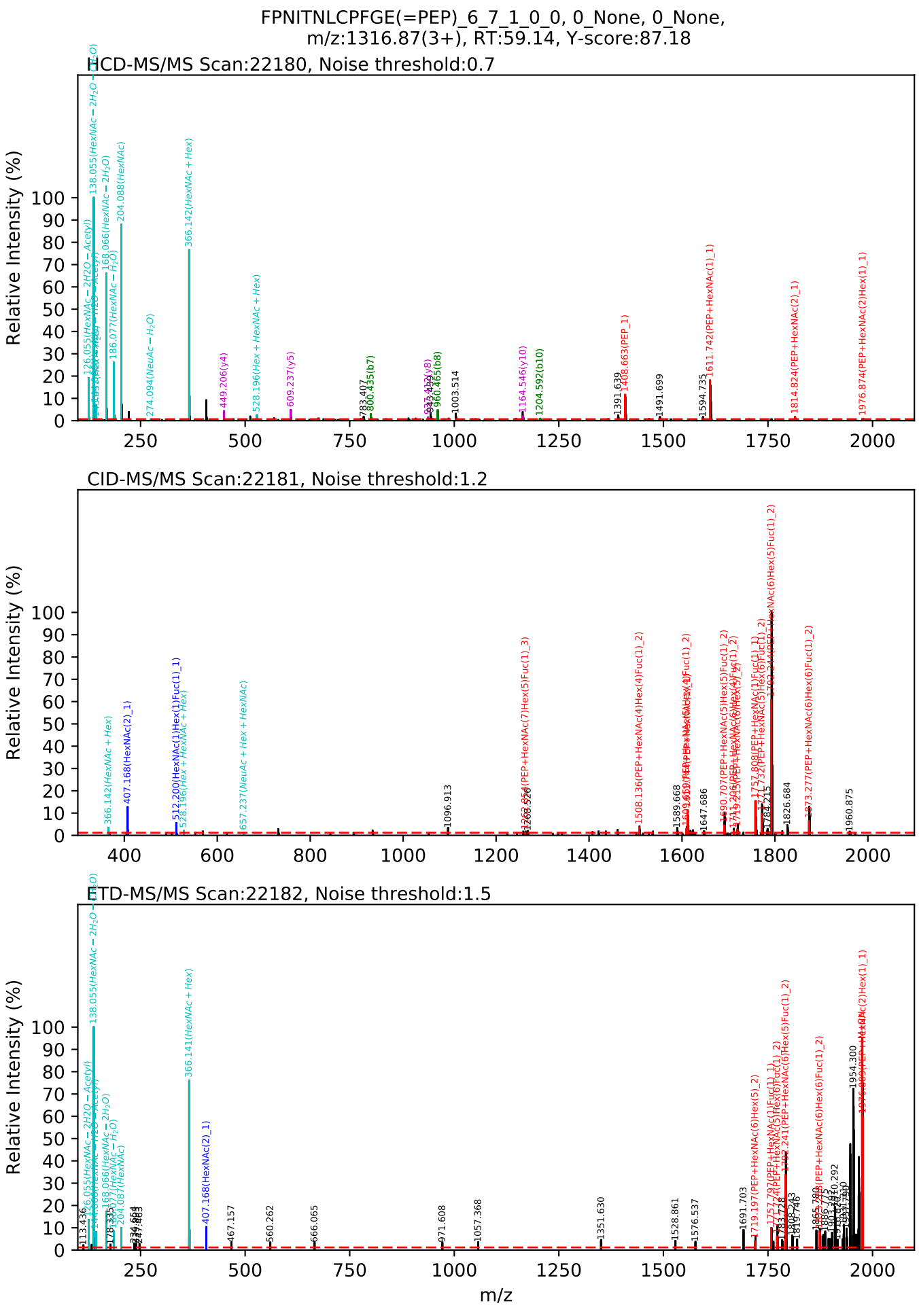
FPNITNLCPFGE(=PEP)_6_7_1_0_0, 0_None, 0_None,
m/z:1316.87(3+), RT:59.14, Y-score:87.18
HCD-MS/MS Scan:22180, Noise threshold:0.7
CID-MS/MS Scan:22181, Noise threshold:1.2
ETD-MS/MS Scan:22182, Noise threshold:1.5
Relative Intensity (%)
m/z

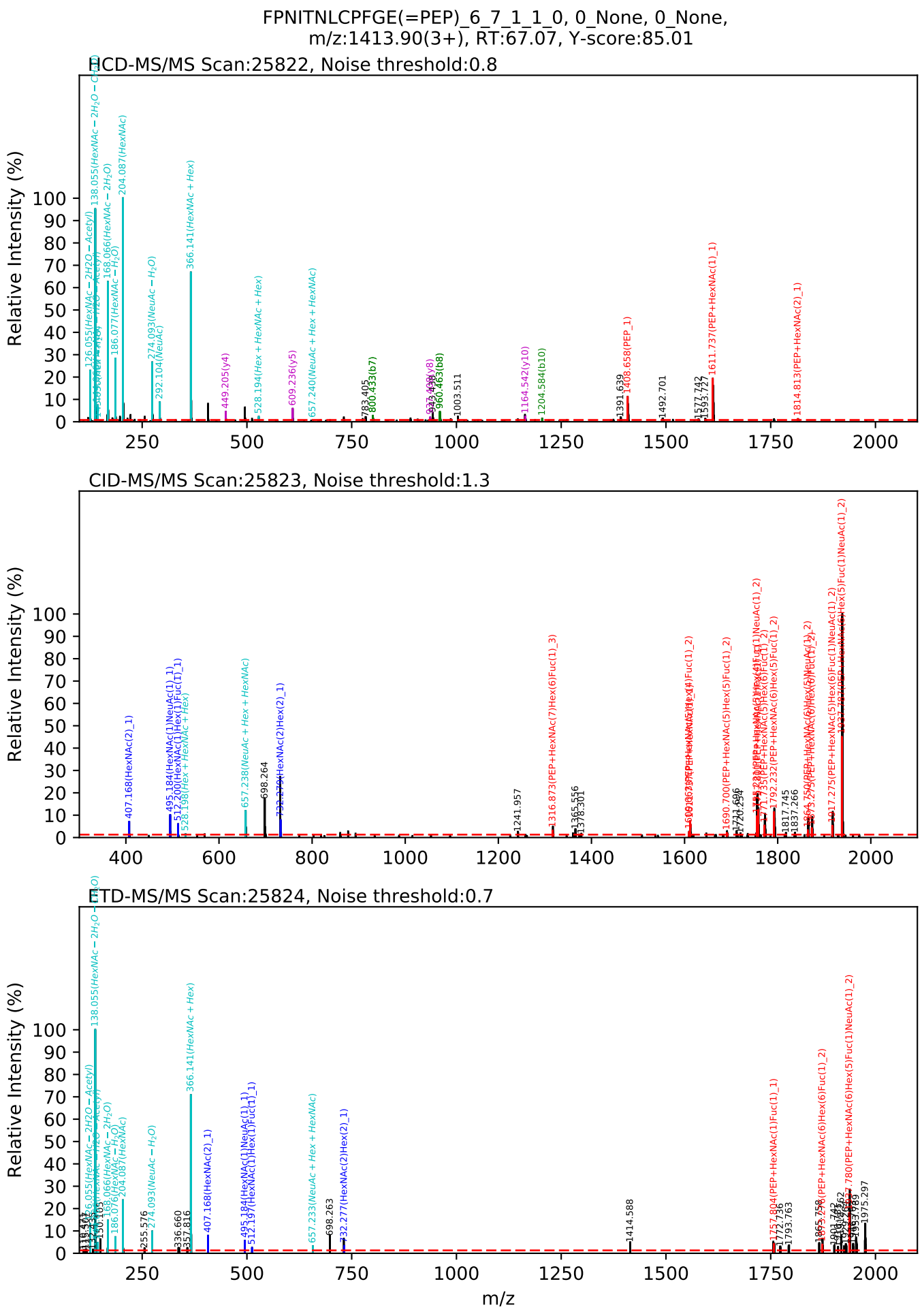
FPNITNLCPFGE(=PEP)_6_7_1_1_0, 0_None, 0_None,
m/z:1413.90(3+), RT:67.07, Y-score:85.01
HCD-MS/MS Scan:25822, Noise threshold:0.8
CID-MS/MS Scan:25823, Noise threshold:1.3
ETD-MS/MS Scan:25824, Noise threshold:0.7
Relative Intensity (%)
m/z

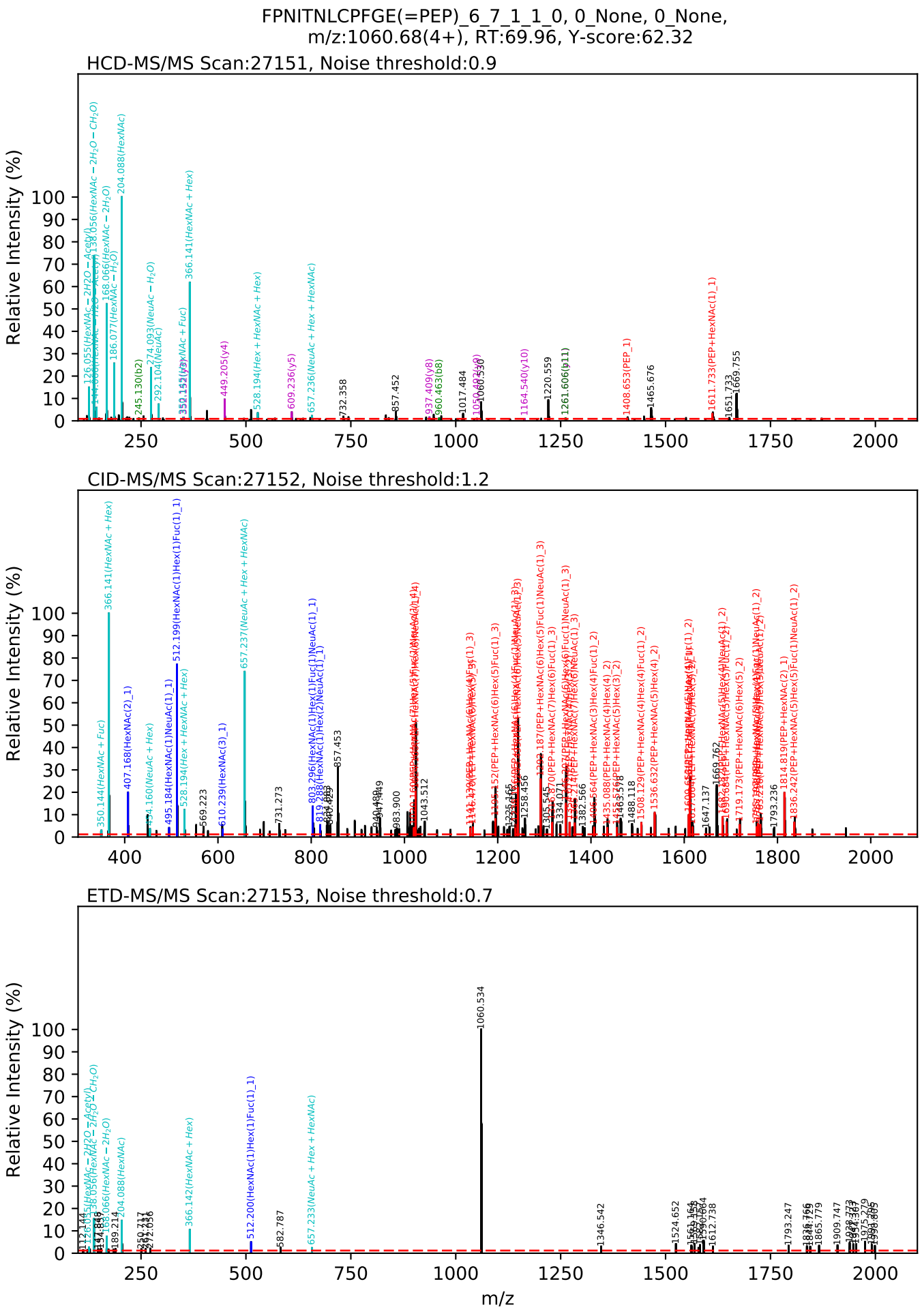
FPNITNLCPFGE(=PEP)_6_7_1_1_0, 0_None, 0_None,
m/z:1060.68(4+), RT:69.96, Y-score:62.32
HCD-MS/MS Scan:27151, Noise threshold:0.9
CID-MS/MS Scan:27152, Noise threshold:1.2
ETD-MS/MS Scan:27153, Noise threshold:0.7
Relative Intensity (%)
m/z

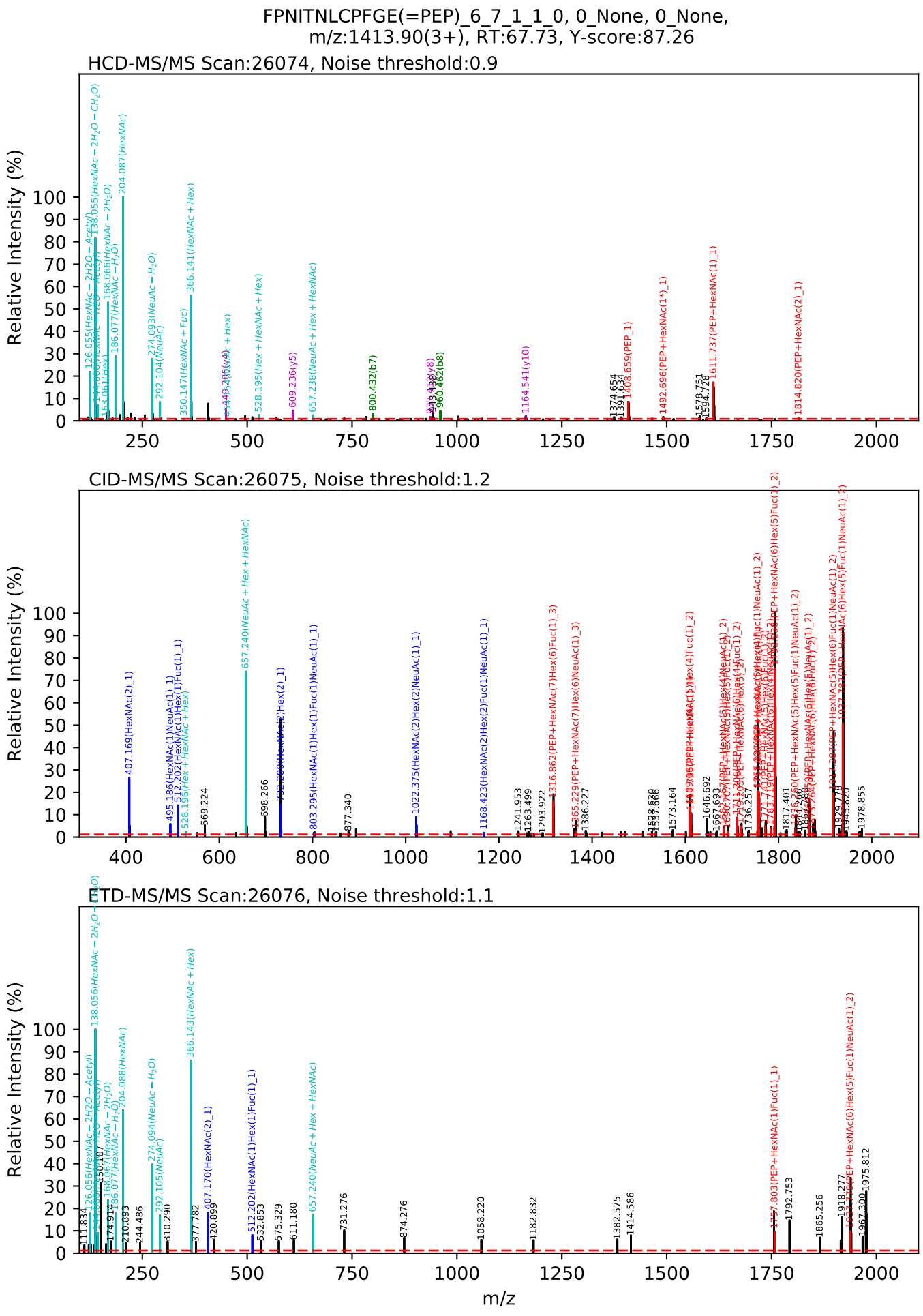
FPNITNLCPFGE(=PEP)_6_7_1_1_0, 0_None, 0_None,
m/z:1413.90(3+), RT:67.73, Y-score:87.26
HCD-MS/MS Scan:26074, Noise threshold:0.9
CID-MS/MS Scan:26075, Noise threshold:1.2
ETD-MS/MS Scan:26076, Noise threshold:1.1
Relative Intensity (%)
m/z

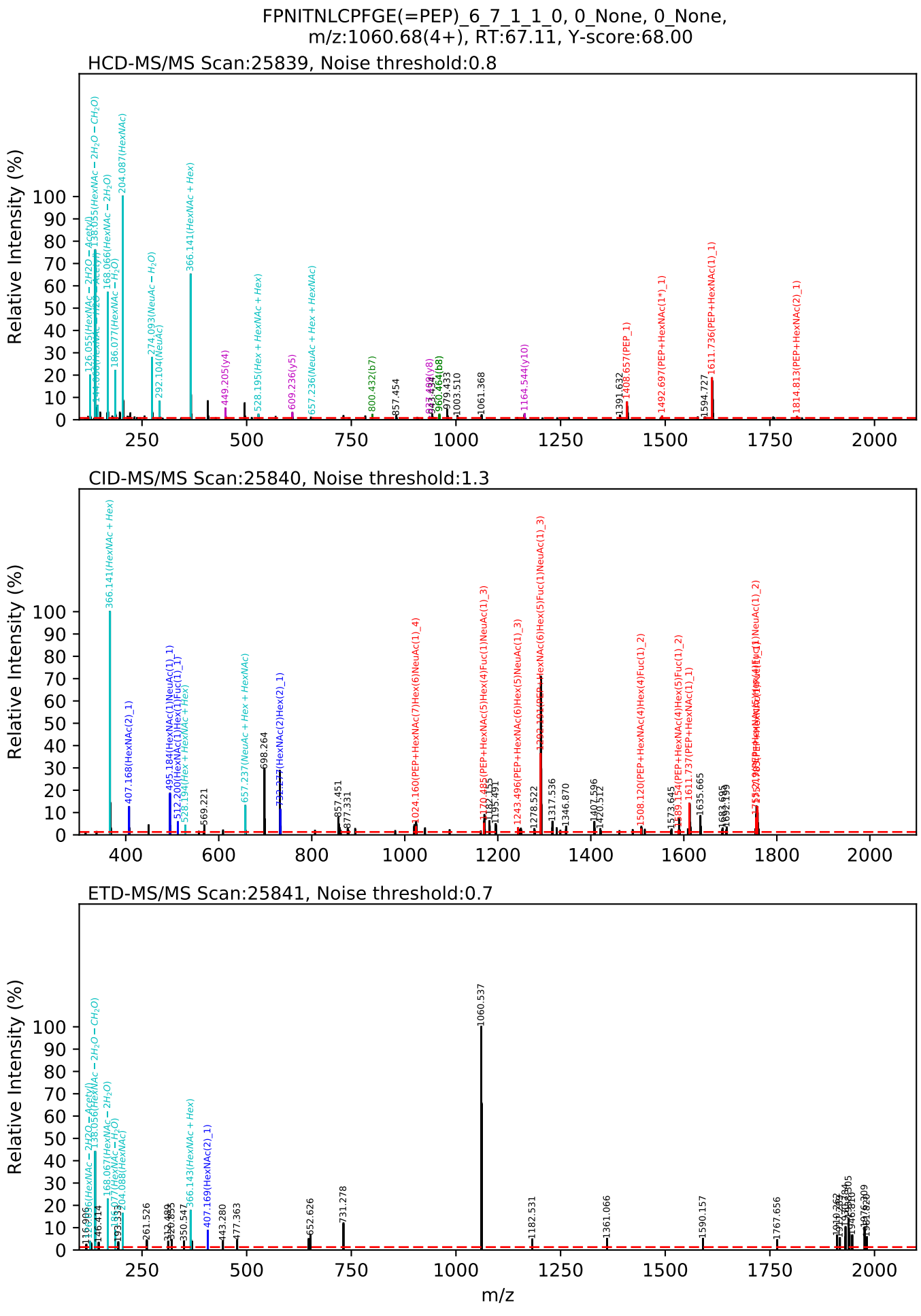
FPNITNLCPFGE(=PEP)_6_7_1_1_0, 0_None, 0_None,
m/z:1060.68(4+), RT:67.11, Y-score:68.00
HCD-MS/MS Scan:25839, Noise threshold:0.8
Relative Intensity (%)
366.141(HexNAc + Hex)
204.087(HexNAc)
186.077(HexNAc − H2O)
168.066(HexNAc − 2H2O)
274.093(NeuAc − H2O)
292.104(NeuAc)
449.205(y4)
528.195(Hex + HexNAc + Hex)
609.236(y5)
657.236(NeuAc + Hex + HexNAc)
800.432(b7)
857.454
1003.510
1061.368
1164.544(y10)
1391.632
1492.697(PEP+HexNAc(1*)_1)
1594.727
1611.736(PEP+HexNAc(1)_1)
1814.813(PEP+HexNAc(2)_1)
CID-MS/MS Scan:25840, Noise threshold:1.3
Relative Intensity (%)
366.141(HexNAc + Hex)
407.168(HexNAc(2)_1)
657.237(NeuAc + Hex + HexNAc)
698.264
732.277(HexNAc(2)Hex(2)_1)
857.451
877.331
1024.160(PEP+HexNAc(7)Hex(6)NeuAc(1)_4)
1243.496(PEP+HexNAc(6)Hex(5)NeuAc(1)_3)
1278.522
1317.536
1346.870
1508.120(PEP+HexNAc(4)Hex(4)Fuc(1)_2)
1573.645
1611.737(PEP+HexNAc(1)_1)
1635.665
ETD-MS/MS Scan:25841, Noise threshold:0.7
Relative Intensity (%)
1060.537
407.169(HexNAc(2)_1)
443.280
477.363
652.626
731.278
1182.531
1361.066
1590.157
1767.656
m/z

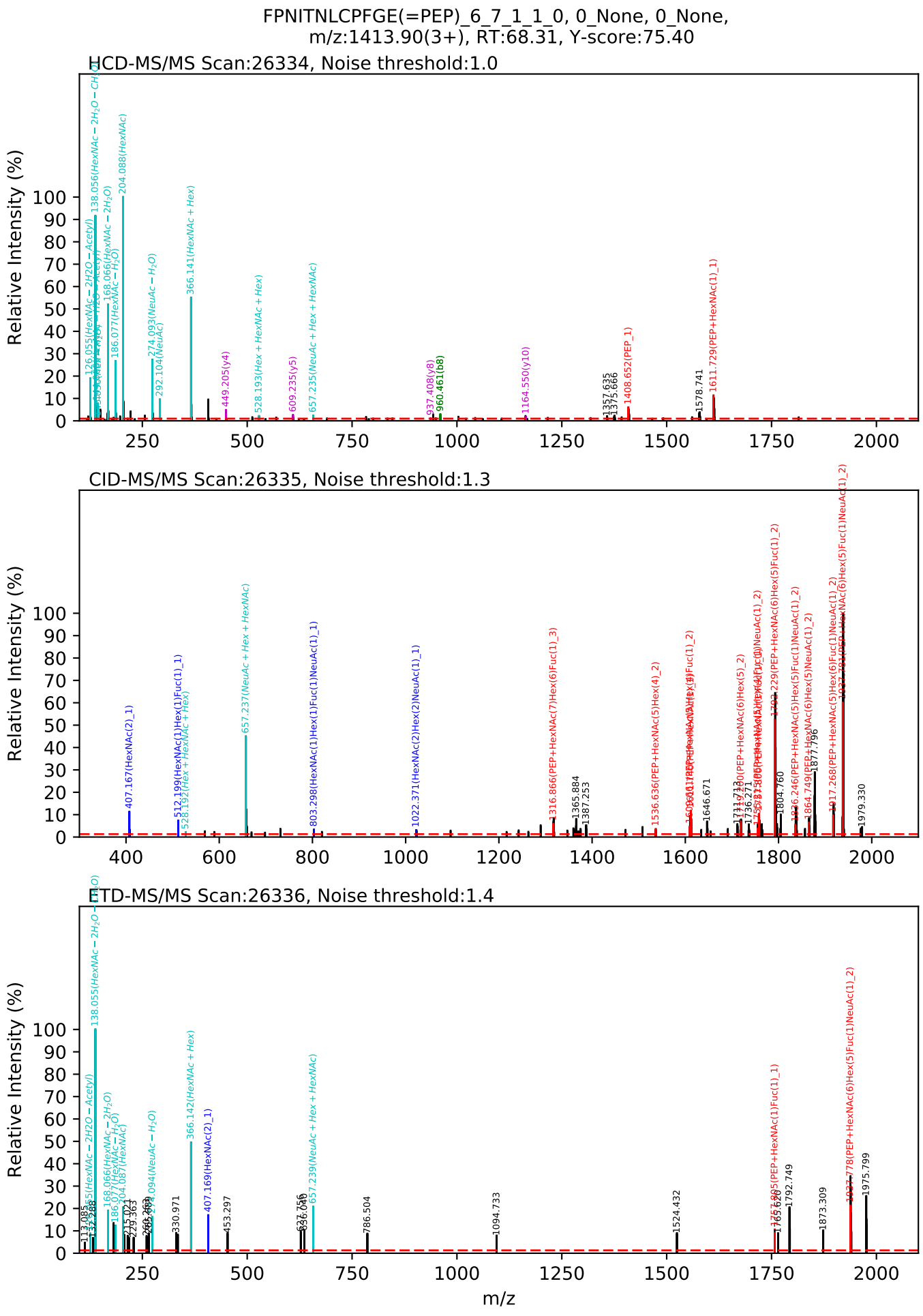
FPNITNLCPFGE(=PEP)_6_7_1_1_0, 0_None, 0_None,
m/z:1413.90(3+), RT:68.31, Y-score:75.40
HCD-MS/MS Scan:26334, Noise threshold:1.0
Relative Intensity (%)
126.055(HexNAc − 2H2O − Acetyl)
138.056(HexNAc − 2H2O − CH2O)
168.066(HexNAc − 2H2O)
186.077(HexNAc − H2O)
204.088(HexNAc)
274.093(NeuAc − H2O)
292.104(NeuAc)
366.141(HexNAc + Hex)
449.205(y4)
528.193(Hex + HexNAc + Hex)
609.235(y5)
657.235(NeuAc + Hex + HexNAc)
937.408(y8)
960.461(b8)
1164.550(y10)
1357.635
1375.666
1408.652(PEP_1)
1578.741
1611.729(PEP+HexNAc(1)_1)
CID-MS/MS Scan:26335, Noise threshold:1.3
Relative Intensity (%)
407.167(HexNAc(2)_1)
512.199(HexNAc(1)Hex(1)Fuc(1)_1)
528.192(Hex + HexNAc + Hex)
657.237(NeuAc + Hex + HexNAc)
803.298(HexNAc(1)Hex(1)Fuc(1)NeuAc(1)_1)
1022.371(HexNAc(2)Hex(2)NeuAc(1)_1)
1316.866(PEP+HexNAc(7)Hex(6)Fuc(1)_3)
1365.884
1387.253
1536.636(PEP+HexNAc(5)Hex(4)_2)
1646.671
1736.271
1804.760
1826.246(PEP+HexNAc(5)Hex(5)Fuc(1)NeuAc(1)_2)
1864.749(PEP+HexNAc(6)Hex(5)NeuAc(1)_2)
1877.796
1917.268(PEP+HexNAc(5)Hex(6)Fuc(1)NeuAc(1)_2)
1979.330
ETD-MS/MS Scan:26336, Noise threshold:1.4
Relative Intensity (%)
138.055(HexNAc − 2H2O − Acetyl)
366.142(HexNAc + Hex)
407.169(HexNAc(2)_1)
453.297
657.239(NeuAc + Hex + HexNAc)
786.504
1094.733
1524.432
1792.749
1873.309
1975.799
m/z

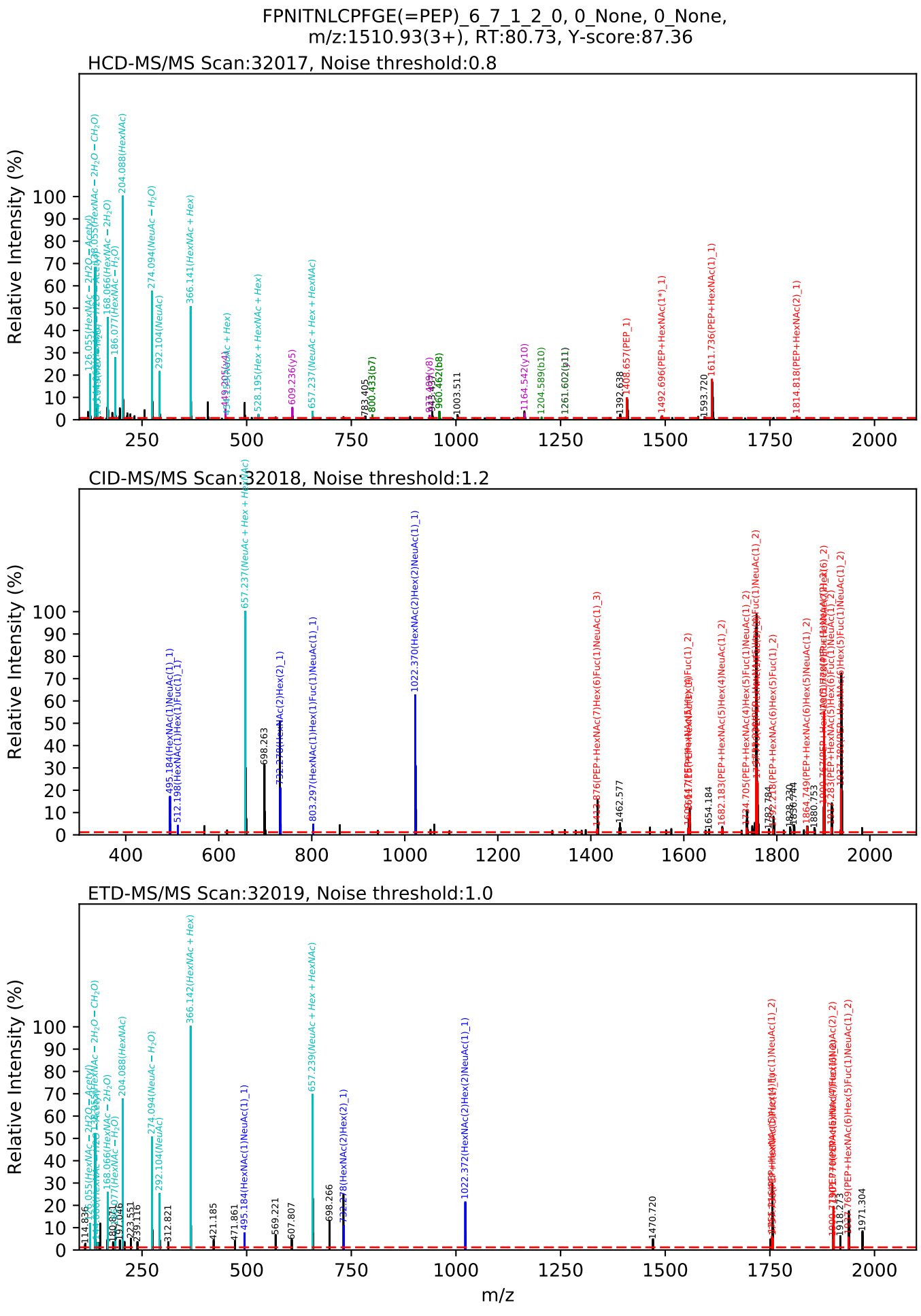
FPNITNLCPFGE(=PEP)_6_7_1_2_0, 0_None, 0_None,
m/z:1510.93(3+), RT:80.73, Y-score:87.36
HCD-MS/MS Scan:32017, Noise threshold:0.8
Relative Intensity (%)
204.088(HexNAc)
274.094(NeuAc − H2O)
366.141(HexNAc + Hex)
292.104(NeuAc)
528.195(Hex + HexNAc + Hex)
609.236(y5)
657.237(NeuAc + Hex + HexNAc)
1164.542(y10)
1204.589(b10)
1261.602(b11)
1492.696(PEP+HexNAc(1*)_1)
1611.736(PEP+HexNAc(1)_1)
1814.818(PEP+HexNAc(2)_1)
CID-MS/MS Scan:32018, Noise threshold:1.2
Relative Intensity (%)
657.237(NeuAc + Hex + HexNAc)
1022.370(HexNAc(2)Hex(2)NeuAc(1)_1)
495.184(HexNAc(1)NeuAc(1)_1)
512.198(HexNAc(1)Hex(1)Fuc(1)_1)
698.263
803.297(HexNAc(1)Hex(1)Fuc(1)NeuAc(1)_1)
1462.577
1654.184
1682.183(PEP+HexNAc(5)Hex(4)NeuAc(1)_2)
1782.784
1880.753
ETD-MS/MS Scan:32019, Noise threshold:1.0
Relative Intensity (%)
366.142(HexNAc + Hex)
657.239(NeuAc + Hex + HexNAc)
1022.372(HexNAc(2)Hex(2)NeuAc(1)_1)
204.088(HexNAc)
274.094(NeuAc − H2O)
292.104(NeuAc)
495.184(HexNAc(1)NeuAc(1)_1)
698.266
1470.720
1971.304
m/z

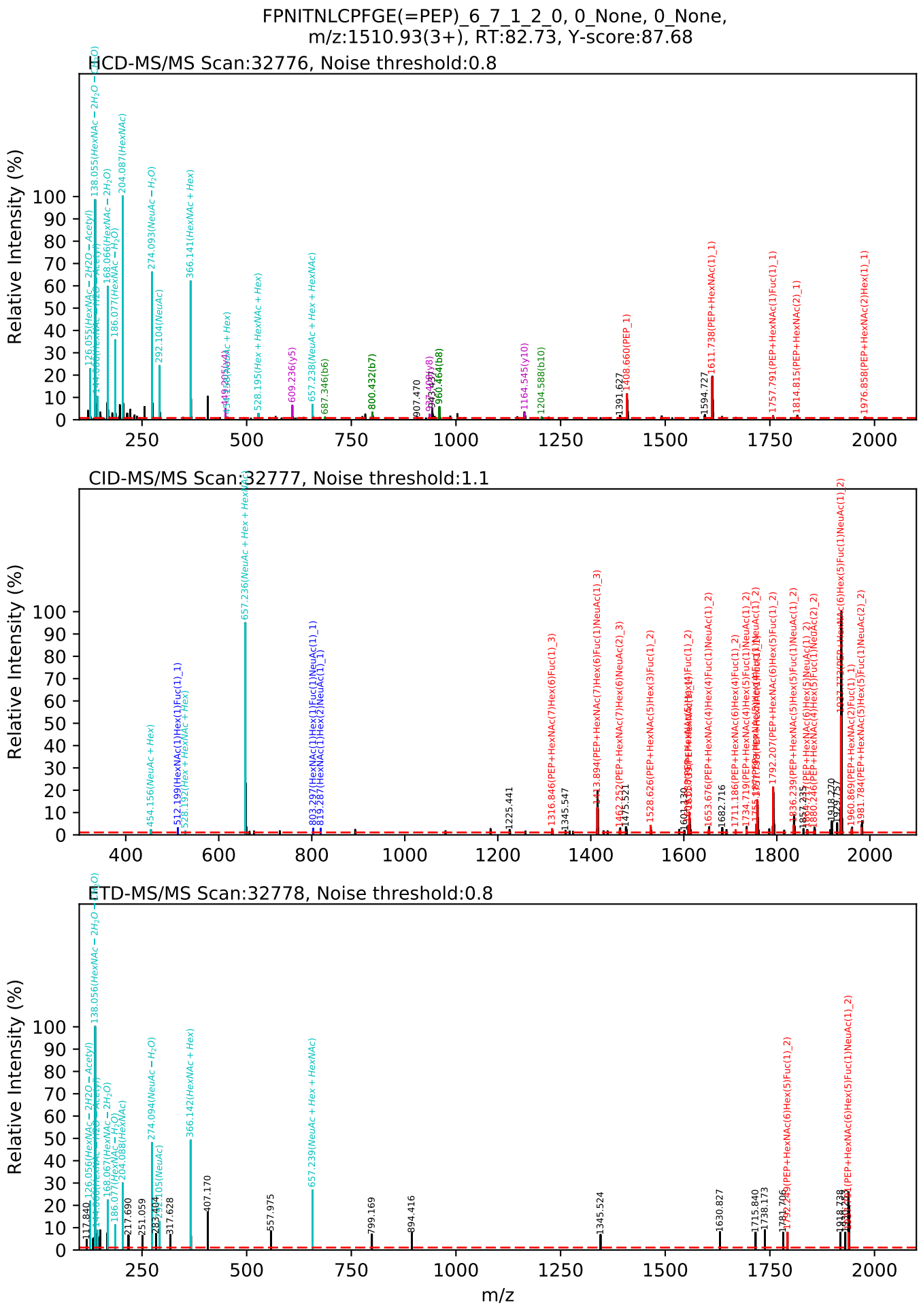
FPNITNLCPFGE(=PEP)_6_7_1_2_0, 0_None, 0_None,
m/z:1510.93(3+), RT:82.73, Y-score:87.68
HCD-MS/MS Scan:32776, Noise threshold:0.8
CID-MS/MS Scan:32777, Noise threshold:1.1
ETD-MS/MS Scan:32778, Noise threshold:0.8
Relative Intensity (%)
m/z

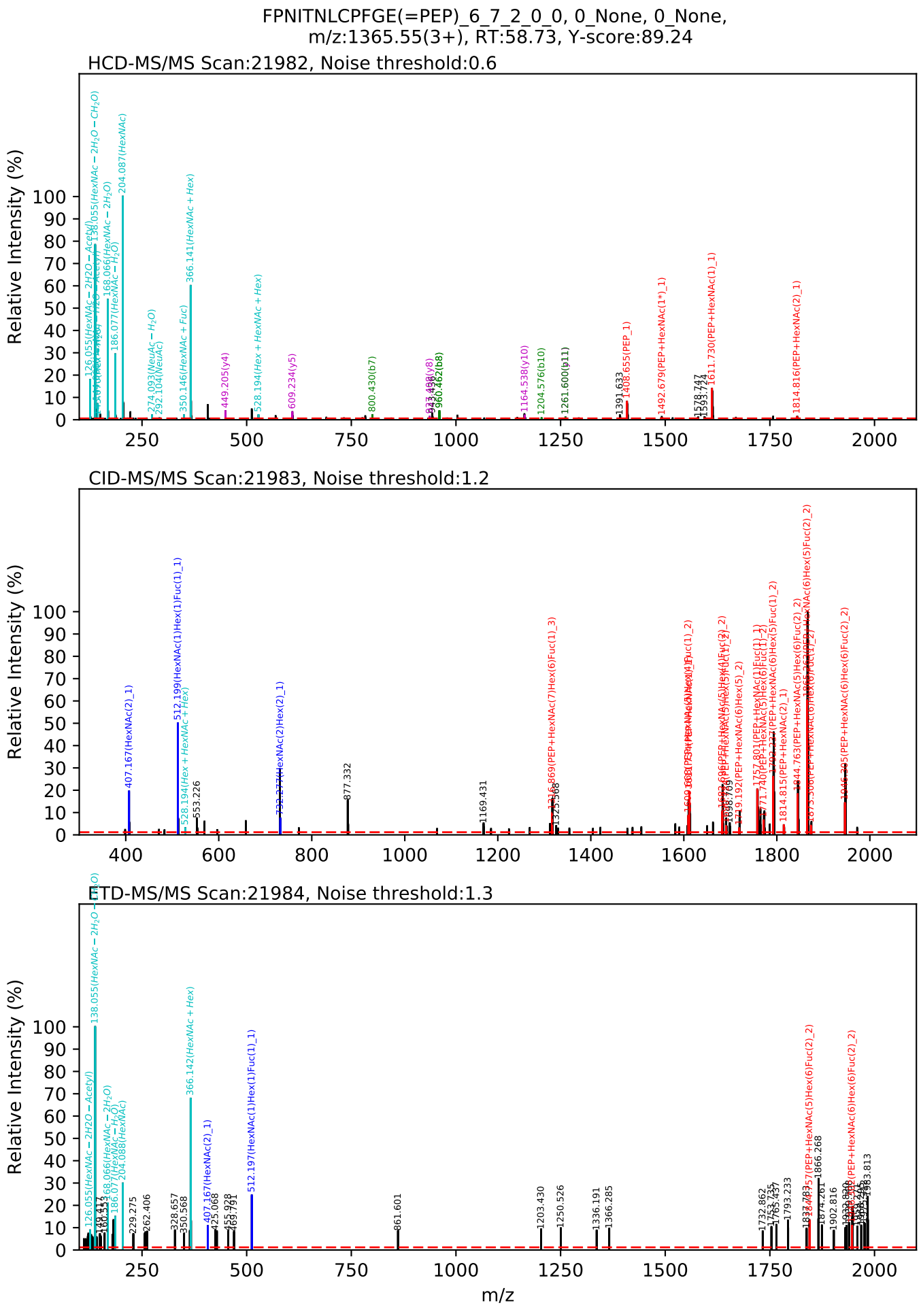
FPNITNLCPFGE(=PEP)_6_7_2_0_0, 0_None, 0_None,
m/z:1365.55(3+), RT:58.73, Y-score:89.24
HCD-MS/MS Scan:21982, Noise threshold:0.6
CID-MS/MS Scan:21983, Noise threshold:1.2
ETD-MS/MS Scan:21984, Noise threshold:1.3
Relative Intensity (%)
m/z

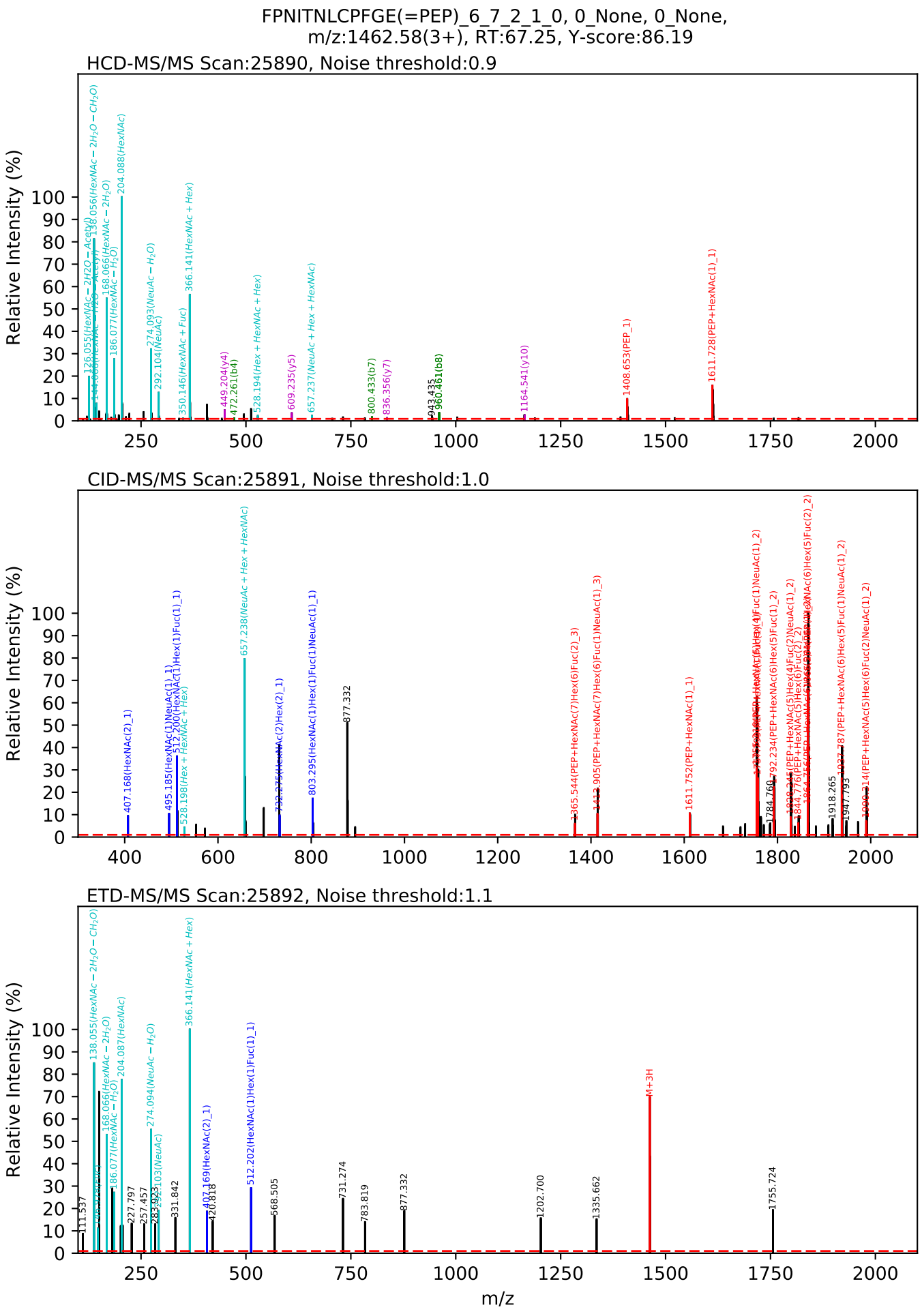
FPNITNLCPFGE(=PEP)_6_7_2_1_0, 0_None, 0_None,
m/z:1462.58(3+), RT:67.25, Y-score:86.19
HCD-MS/MS Scan:25890, Noise threshold:0.9
Relative Intensity (%)
126.055(HexNAc − 2H2O − Ac(+))
138.055(HexNAc − 2H2O − CH2O)
168.066(HexNAc − 2H2O)
186.077(HexNAc − H2O)
204.088(HexNAc)
274.093(NeuAc − H2O)
292.104(NeuAc)
350.146(HexNAc + Fuc)
366.141(HexNAc + Hex)
449.204(y4)
472.261(b4)
528.194(Hex + HexNAc + Hex)
609.235(y5)
657.237(NeuAc + Hex + HexNAc)
800.433(b7)
836.356(y7)
943.435
960.461(b8)
1164.541(y10)
1408.653(PEP_1)
1611.728(PEP+HexNAc(1)_1)
CID-MS/MS Scan:25891, Noise threshold:1.0
Relative Intensity (%)
407.168(HexNAc(2)_1)
495.185(HexNAc(1)NeuAc(1)_1)
512.200(HexNAc(1)Hex(1)Fuc(1)_1)
528.198(Hex + HexNAc + Hex)
657.238(NeuAc + Hex + HexNAc)
732.275(HexNAc(2)Hex(2)_1)
803.295(HexNAc(1)Hex(1)Fuc(1)NeuAc(1)_1)
877.332
1365.544(PEP+HexNAc(7)Hex(6)Fuc(2)_3)
1443.905(PEP+HexNAc(7)Hex(6)Fuc(1)NeuAc(1)_3)
1611.752(PEP+HexNAc(1)_1)
1784.760
1792.234(PEP+HexNAc(6)Hex(5)Fuc(1)_2)
1844.776(PEP+HexNAc(5)Hex(6)Fuc(2)_2)
1918.265
1947.793
2000.314(PEP+HexNAc(5)Hex(6)Fuc(2)NeuAc(1)_2)
ETD-MS/MS Scan:25892, Noise threshold:1.1
Relative Intensity (%)
111.537
138.055(HexNAc − 2H2O − CH2O)
168.066(HexNAc − 2H2O)
186.077(HexNAc − H2O)
204.087(HexNAc)
227.797
257.457
274.094(NeuAc − H2O)
283.923
292.103(NeuAc)
331.842
366.141(HexNAc + Hex)
407.169(HexNAc(2)_1)
420.818
512.202(HexNAc(1)Hex(1)Fuc(1)_1)
568.505
731.274
783.819
877.332
1202.700
1335.662
M+3H
1755.724
m/z

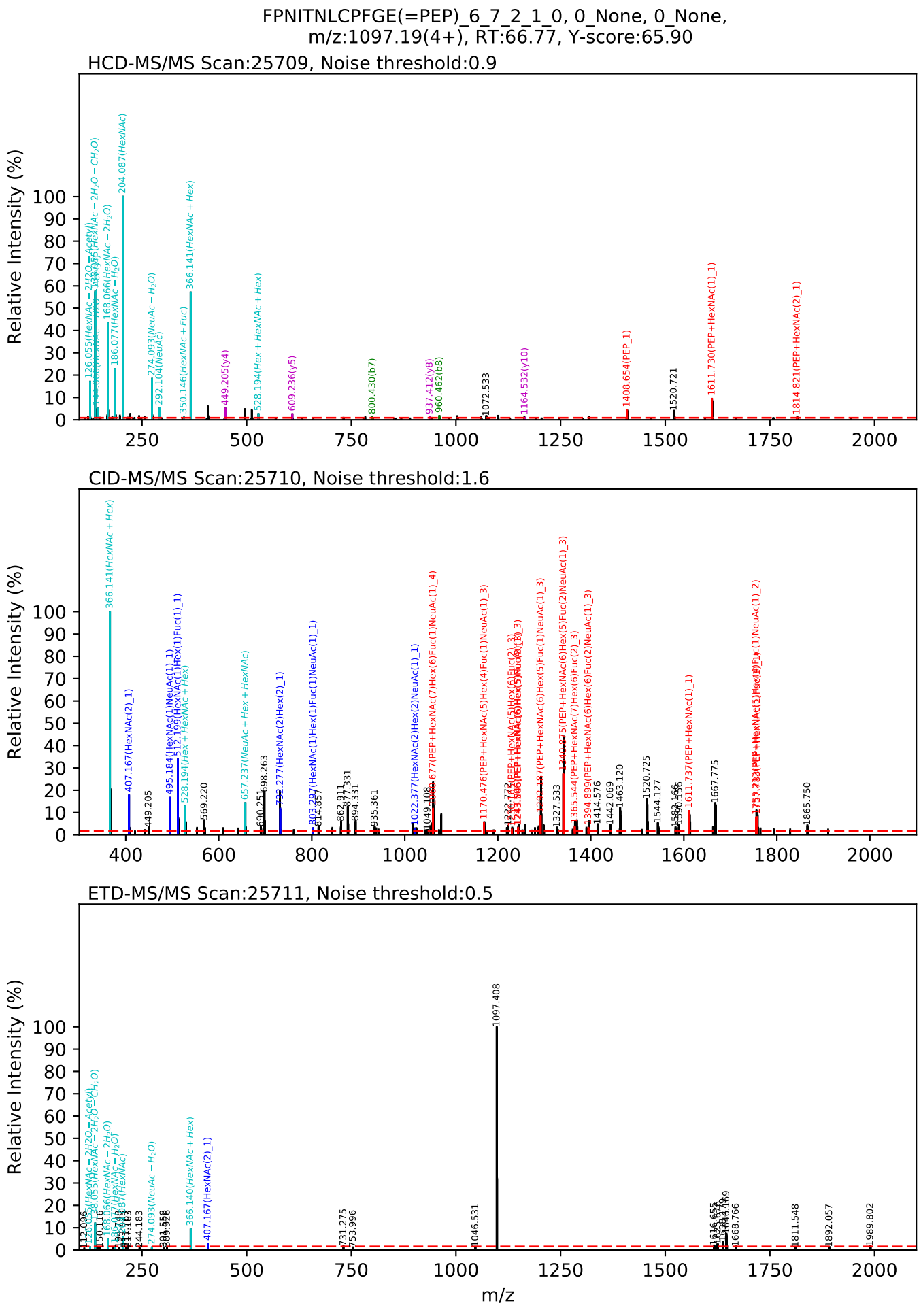
FPNITNLCPFGE(=PEP)_6_7_2_1_0, 0_None, 0_None,
m/z:1097.19(4+), RT:66.77, Y-score:65.90
HCD-MS/MS Scan:25709, Noise threshold:0.9
Relative Intensity (%)
204.087(HexNAc)
186.077(HexNAc − H2O)
168.066(HexNAc − 2H2O)
274.093(NeuAc − H2O)
292.104(NeuAc)
350.146(HexNAc + Fuc)
366.141(HexNAc + Hex)
449.205(y4)
528.194(Hex + HexNAc + Hex)
609.236(y5)
800.430(b7)
937.412(y8)
960.462(b8)
1072.533
1164.532(y10)
1408.654(PEP_1)
1520.721
1611.730(PEP+HexNAc(1)_1)
1814.821(PEP+HexNAc(2)_1)
CID-MS/MS Scan:25710, Noise threshold:1.6
Relative Intensity (%)
366.141(HexNAc + Hex)
407.167(HexNAc(2)_1)
495.184(HexNAc(1)NeuAc(1)_1)
512.199(HexNAc(1)Hex(1)Fuc(1)_1)
528.194(Hex + HexNAc + Hex)
569.220
657.237(NeuAc + Hex + HexNAc)
690.251
698.263
732.277(HexNAc(2)Hex(2)_1)
803.297(HexNAc(1)Hex(1)Fuc(1)NeuAc(1)_1)
862.911
877.331
894.331
935.361
1022.377(HexNAc(2)Hex(2)NeuAc(1)_1)
1049.108
1170.476(PEP+HexNAc(5)Hex(4)Fuc(1)NeuAc(1)_3)
1365.544(PEP+HexNAc(7)Hex(6)Fuc(2)_3)
1394.899(PEP+HexNAc(6)Hex(6)Fuc(2)NeuAc(1)_3)
1414.576
1442.069
1463.120
1520.725
1544.127
1611.737(PEP+HexNAc(1)_1)
1667.775
1865.750
ETD-MS/MS Scan:25711, Noise threshold:0.5
Relative Intensity (%)
366.140(HexNAc + Hex)
407.167(HexNAc(2)_1)
731.275
753.996
1046.531
1097.408
1668.766
1811.548
1892.057
1989.802
m/z

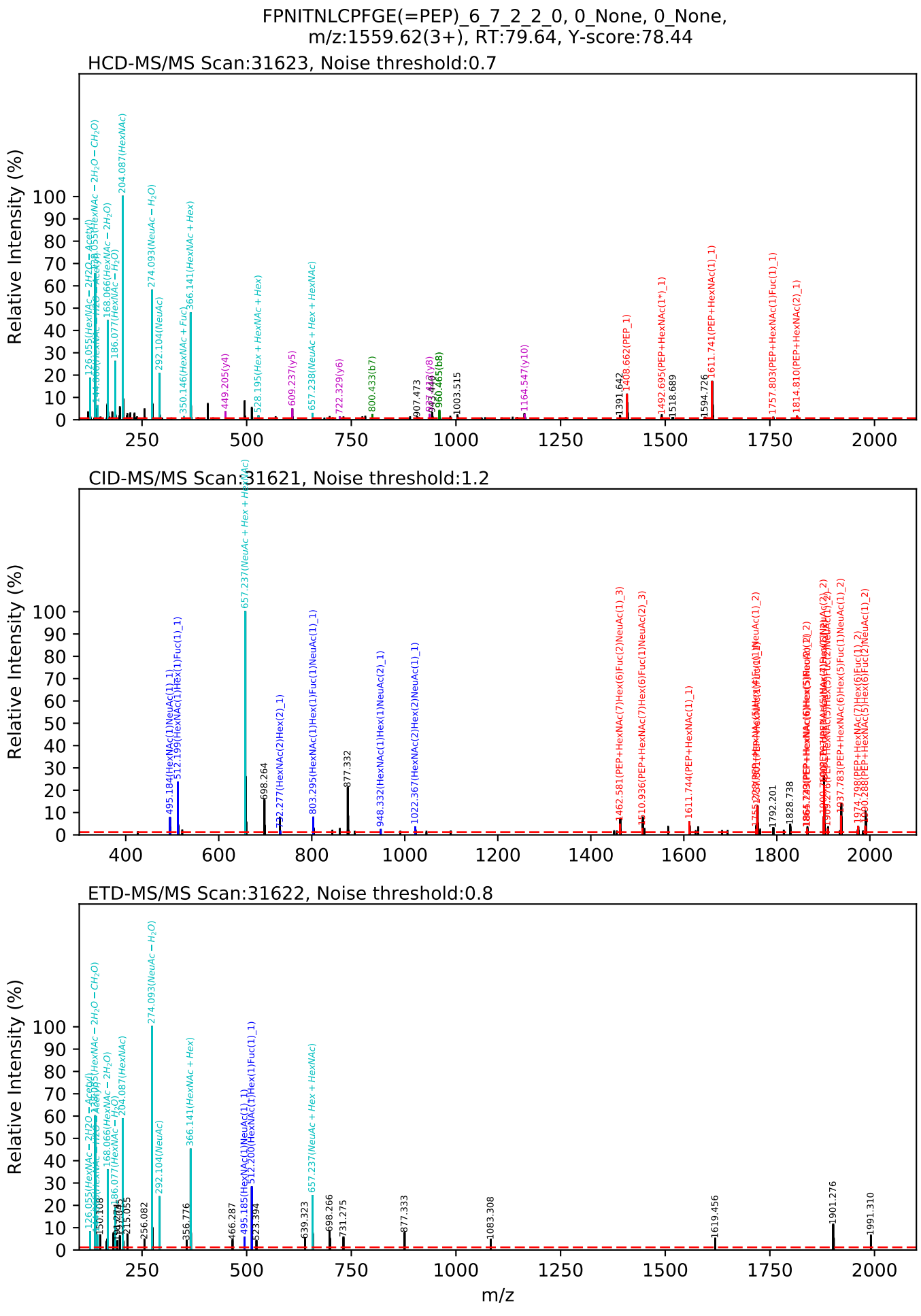
FPNITNLCPFGE(=PEP)_6_7_2_2_0, 0_None, 0_None,
m/z:1559.62(3+), RT:79.64, Y-score:78.44
HCD-MS/MS Scan:31623, Noise threshold:0.7
CID-MS/MS Scan:31621, Noise threshold:1.2
ETD-MS/MS Scan:31622, Noise threshold:0.8
Relative Intensity (%)
m/z

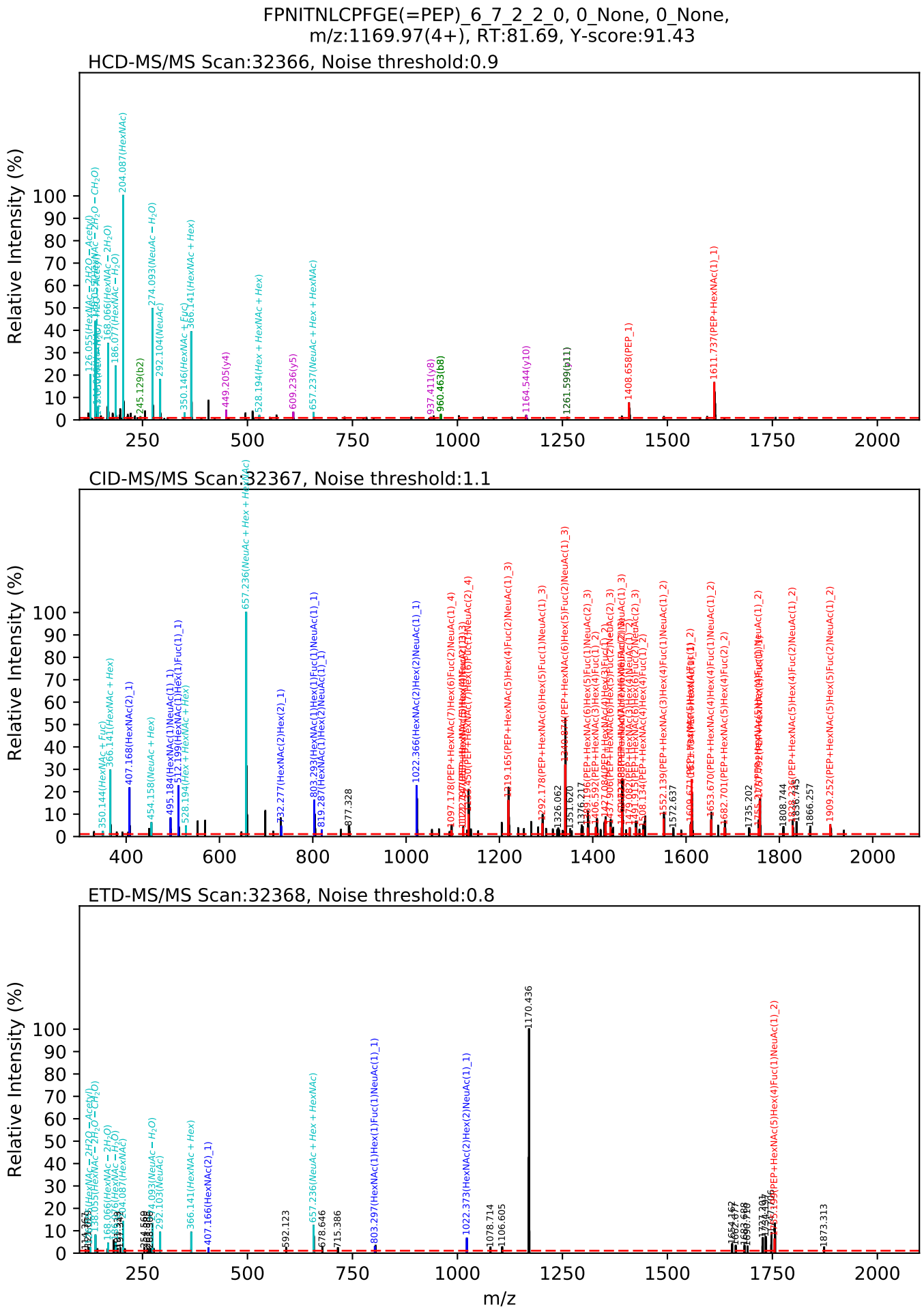
FPNITNLCPFGE(=PEP)_6_7_2_2_0, 0_None, 0_None,
m/z:1169.97(4+), RT:81.69, Y-score:91.43
HCD-MS/MS Scan:32366, Noise threshold:0.9
CID-MS/MS Scan:32367, Noise threshold:1.1
ETD-MS/MS Scan:32368, Noise threshold:0.8
Relative Intensity (%)
m/z

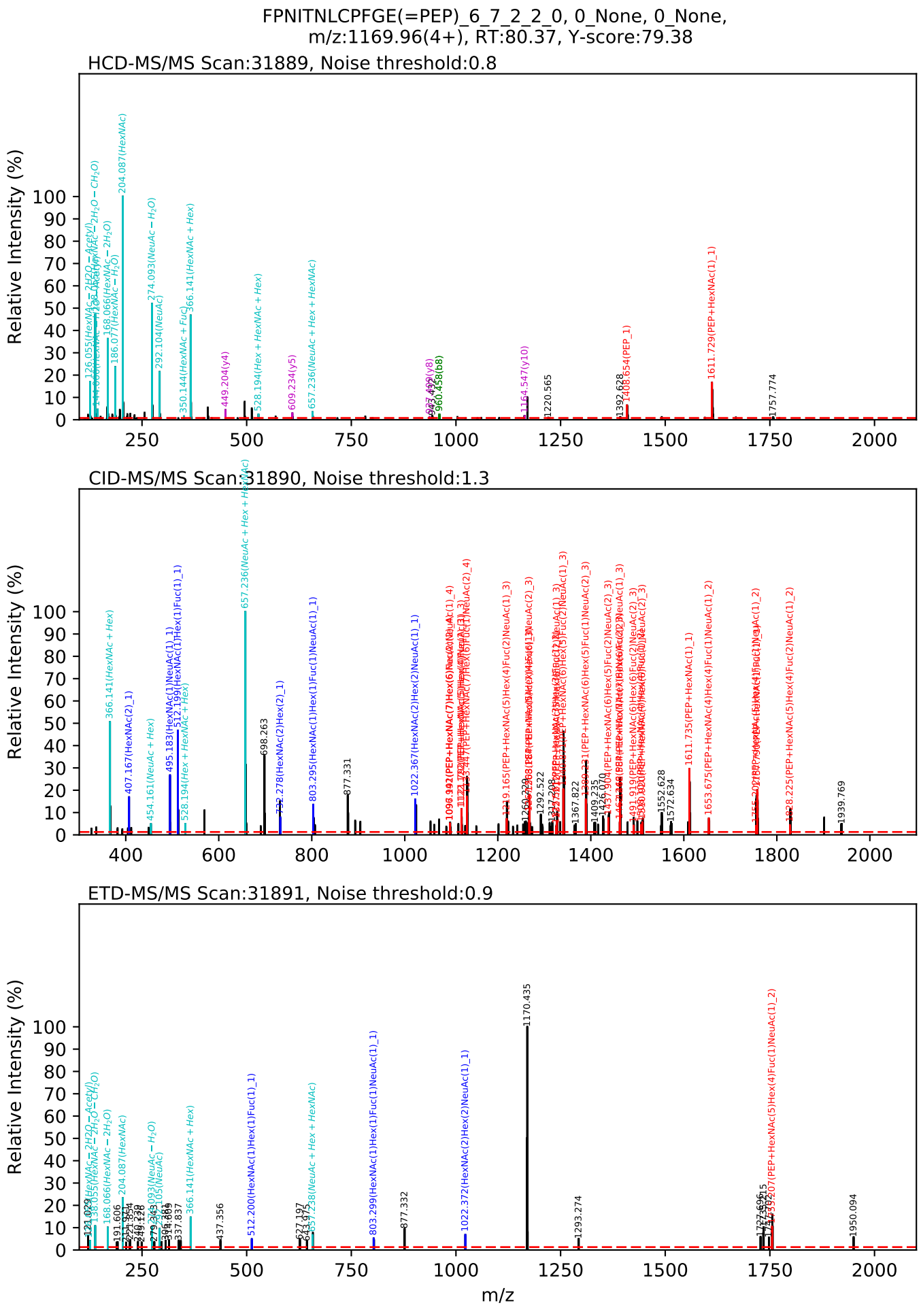
FPNITNLCPFGE(=PEP)_6_7_2_2_0, 0_None, 0_None,
m/z:1169.96(4+), RT:80.37, Y-score:79.38
HCD-MS/MS Scan:31889, Noise threshold:0.8
CID-MS/MS Scan:31890, Noise threshold:1.3
ETD-MS/MS Scan:31891, Noise threshold:0.9
Relative Intensity (%)
m/z

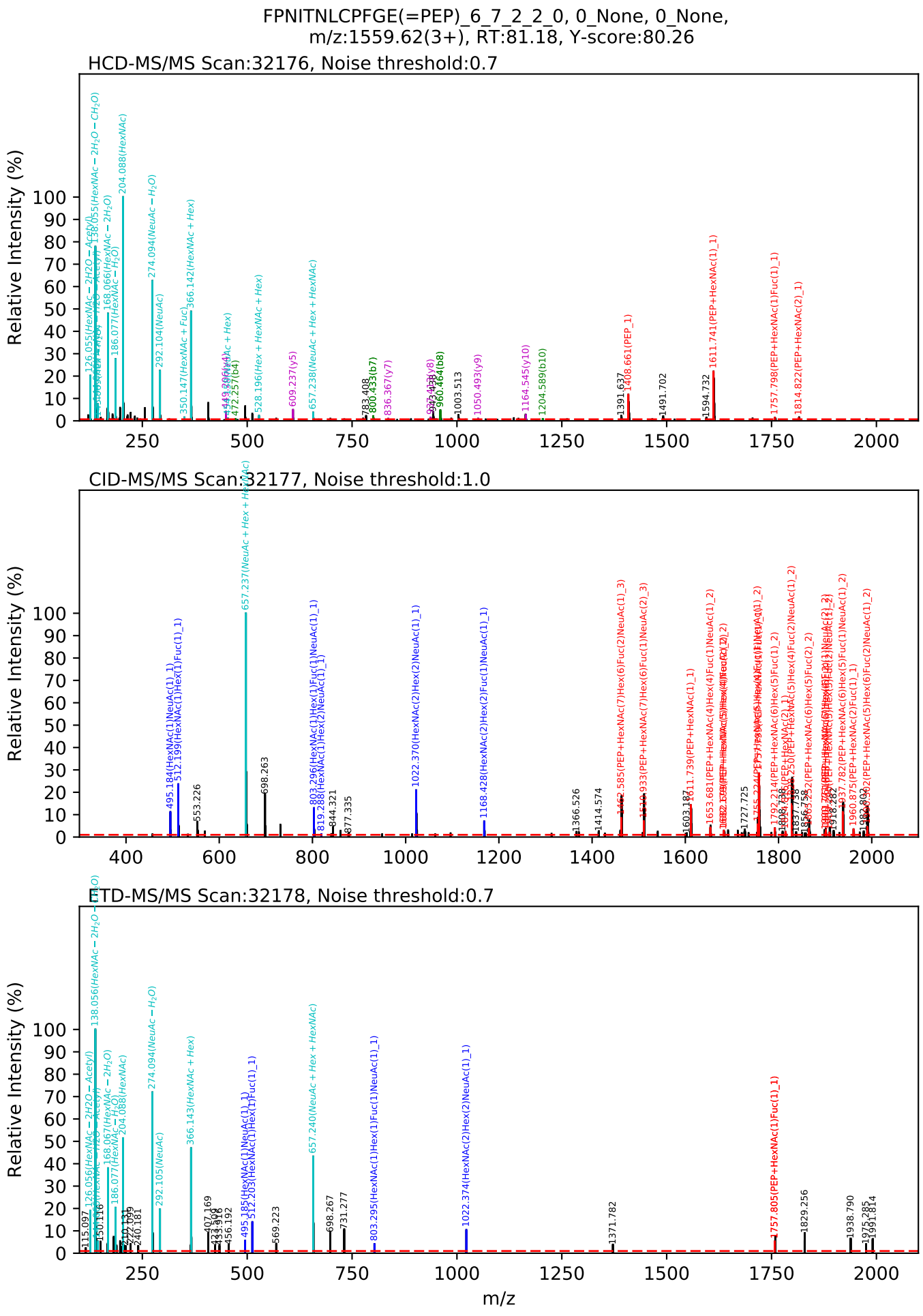
FPNITNLCPFGE(=PEP)_6_7_2_2_0, 0_None, 0_None,
m/z:1559.62(3+), RT:81.18, Y-score:80.26
HCD-MS/MS Scan:32176, Noise threshold:0.7
CID-MS/MS Scan:32177, Noise threshold:1.0
ETD-MS/MS Scan:32178, Noise threshold:0.7
Relative Intensity (%)
m/z

FPNITNLCPFGE(=PEP)_6_7_3_0_0, 0_None, 0_None,
m/z:1414.24(3+), RT:58.30, Y-score:69.34

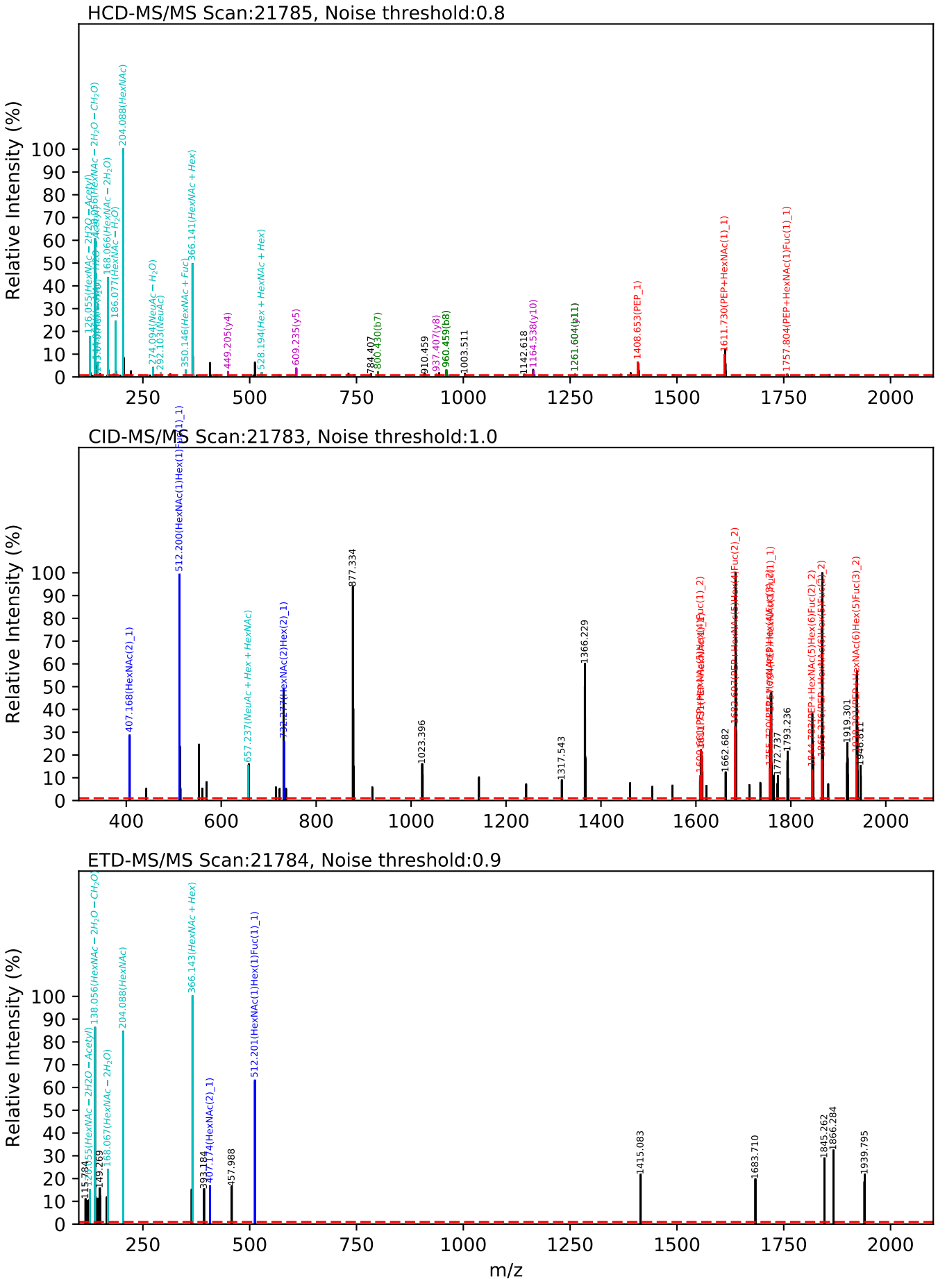

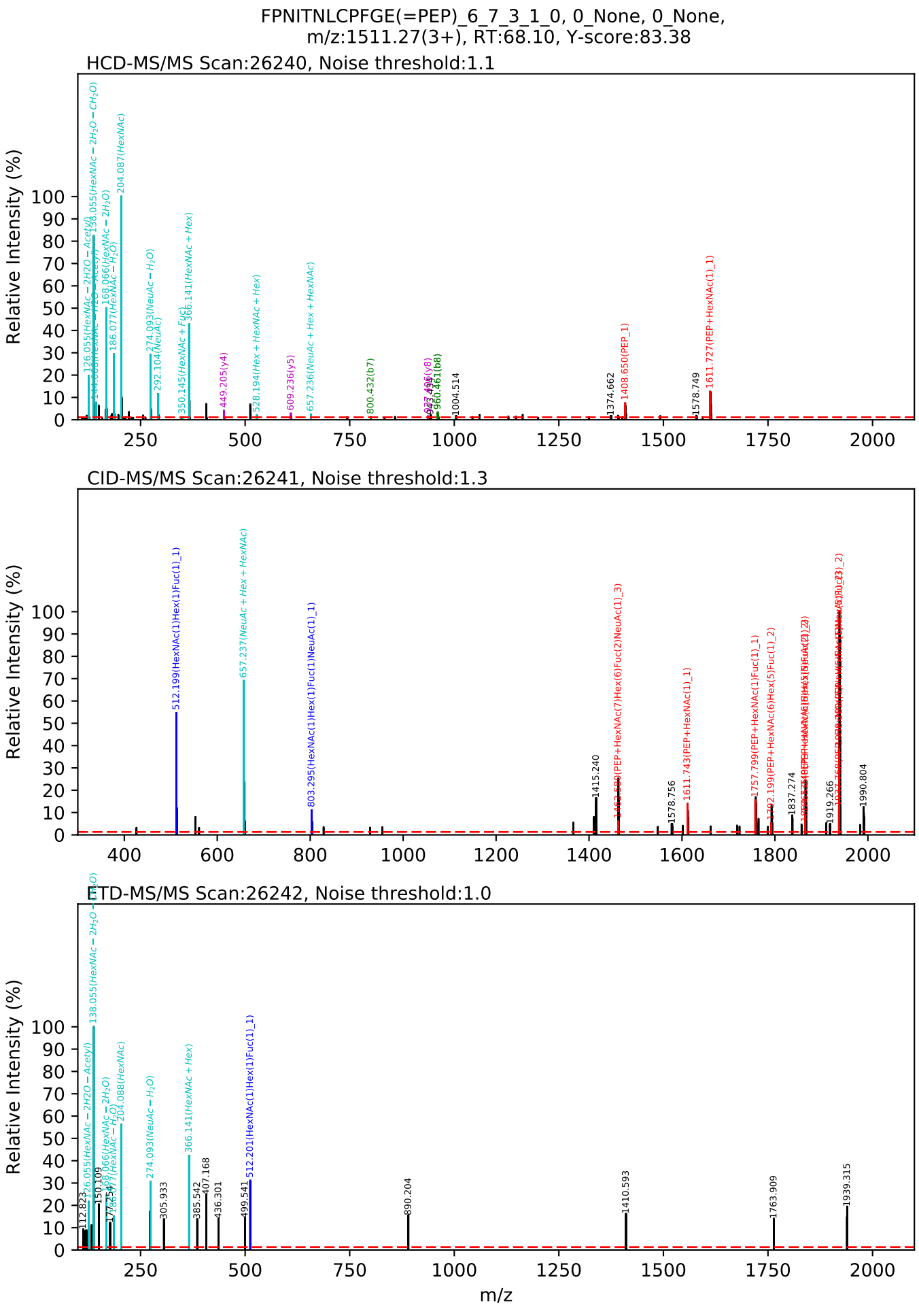
FPNITNLCPFGE(=PEP)_6_7_3_1_0, 0_None, 0_None,
m/z:1511.27(3+), RT:68.10, Y-score:83.38
HCD-MS/MS Scan:26240, Noise threshold:1.1
Relative Intensity (%)
126.055(HexNAc − 2H2O − Acetyl)
138.055(HexNAc − 2H2O − CH2O)
168.066(HexNAc − 2H2O)
186.077(HexNAc − H2O)
204.087(HexNAc)
274.093(NeuAc − H2O)
292.104(NeuAc)
350.145(HexNAc + Fuc)
366.141(HexNAc + Hex)
449.205(y4)
528.194(Hex + HexNAc + Hex)
609.236(y5)
657.236(NeuAc + Hex + HexNAc)
800.432(b7)
960.461(b8)
1004.514
1374.662
1408.650(PEP_1)
1578.749
1611.727(PEP+HexNAc(1)_1)
CID-MS/MS Scan:26241, Noise threshold:1.3
Relative Intensity (%)
512.199(HexNAc(1)Hex(1)Fuc(1)_1)
657.237(NeuAc + Hex + HexNAc)
803.295(HexNAc(1)Hex(1)Fuc(1)NeuAc(1)_1)
1415.240
1578.756
1611.743(PEP+HexNAc(1)_1)
1757.799(PEP+HexNAc(1)Fuc(1)_1)
1837.274
1919.266
1990.804
ETD-MS/MS Scan:26242, Noise threshold:1.0
Relative Intensity (%)
112.823
126.055(HexNAc − 2H2O − Acetyl)
138.055(HexNAc − 2H2O − CH2O)
150.109
168.066(HexNAc − 2H2O)
177.254
186.077(HexNAc − H2O)
204.088(HexNAc)
274.093(NeuAc − H2O)
305.933
366.141(HexNAc + Hex)
385.542
407.168
436.301
499.541
512.201(HexNAc(1)Hex(1)Fuc(1)_1)
890.204
1410.593
1763.909
1939.315
m/z

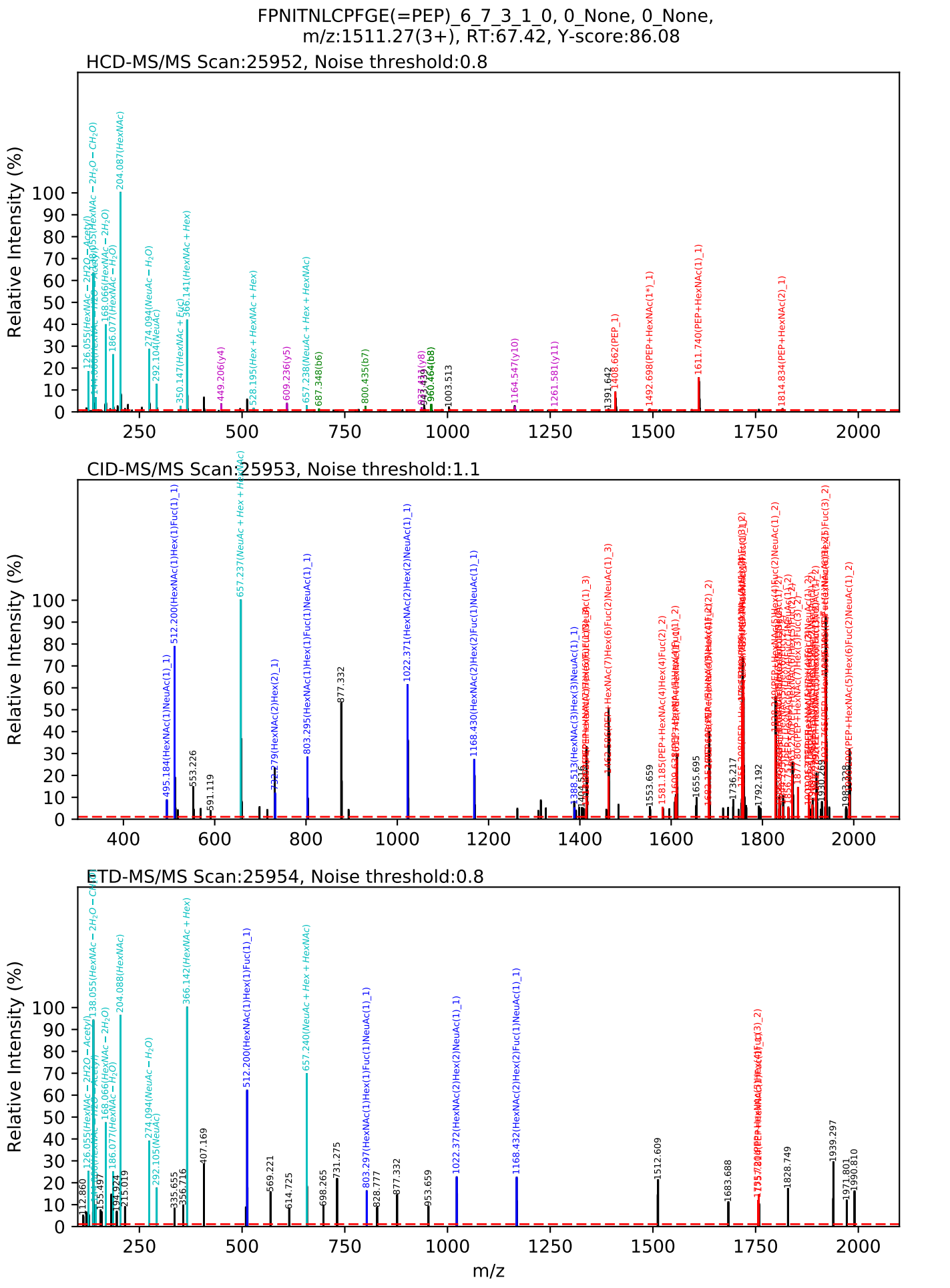
FPNITNLCPFGE(=PEP)_6_7_3_1_0, 0_None, 0_None,
m/z:1511.27(3+), RT:67.42, Y-score:86.08
HCD-MS/MS Scan:25952, Noise threshold:0.8
CID-MS/MS Scan:25953, Noise threshold:1.1
ETD-MS/MS Scan:25954, Noise threshold:0.8
Relative Intensity (%)
m/z

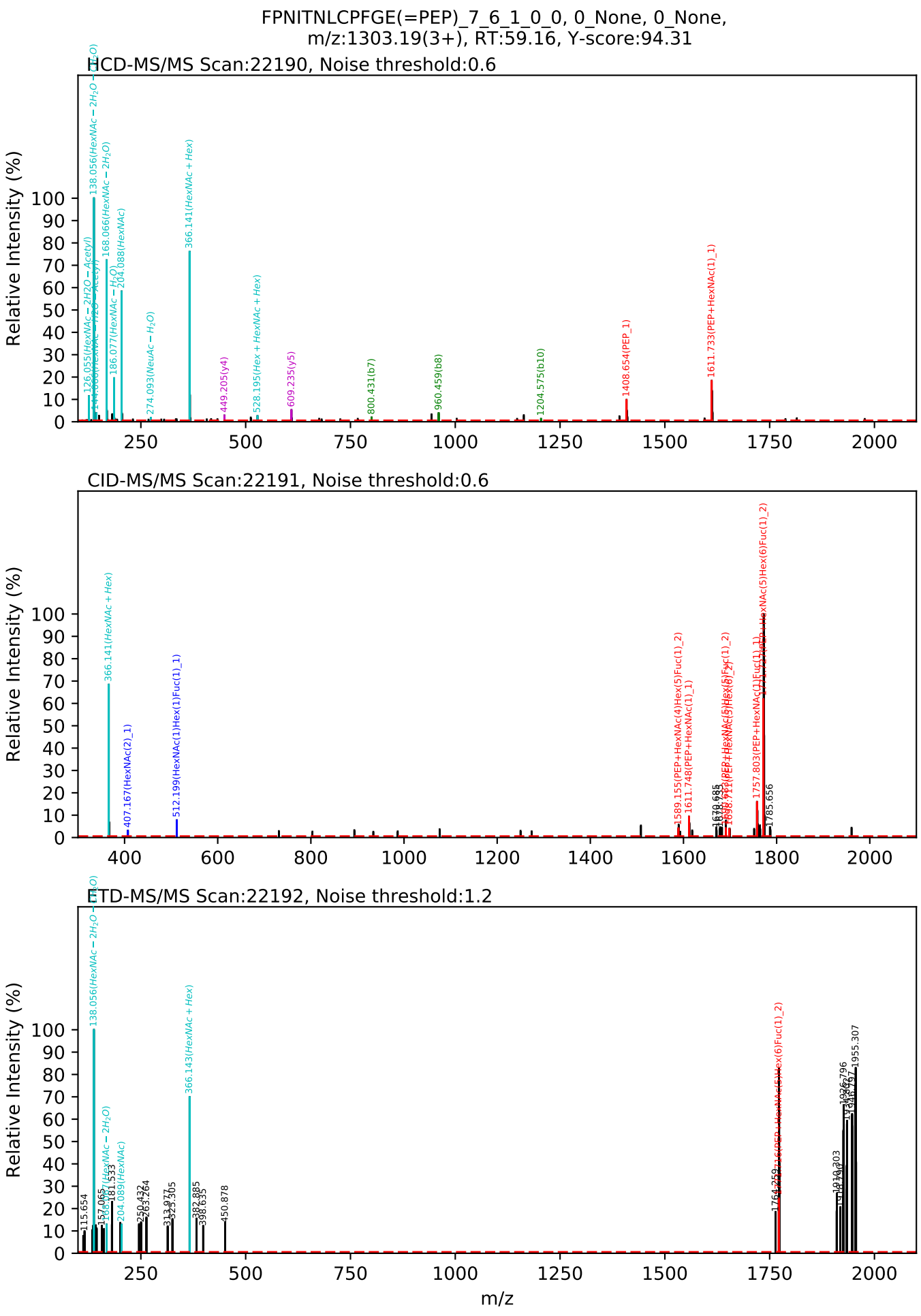
FPNITNLCPFGE(=PEP)_7_6_1_0_0, 0_None, 0_None,
m/z:1303.19(3+), RT:59.16, Y-score:94.31
HCD-MS/MS Scan:22190, Noise threshold:0.6
Relative Intensity (%)
138.056(HexNAc − 2H2O)
366.141(HexNAc + Hex)
204.088(HexNAc)
186.077(HexNAc − H2O)
168.066(HexNAc − 2H2O)
449.205(y4)
528.195(Hex + HexNAc + Hex)
609.235(y5)
800.431(b7)
960.459(b8)
1204.575(b10)
1408.654(PEP_1)
1611.733(PEP+HexNAc(1)_1)
CID-MS/MS Scan:22191, Noise threshold:0.6
Relative Intensity (%)
366.141(HexNAc + Hex)
407.167(HexNAc(2)_1)
512.199(HexNAc(1)Hex(1)Fuc(1)_1)
1589.155(PEP+HexNAc(4)Hex(5)Fuc(1)_2)
1611.748(PEP+HexNAc(1)_1)
1757.803(PEP+HexNAc(1)Fuc(1)_1)
1785.656
ETD-MS/MS Scan:22192, Noise threshold:1.2
Relative Intensity (%)
138.056(HexNAc − 2H2O)
366.143(HexNAc + Hex)
204.089(HexNAc)
115.654
250.432
263.264
382.885
398.635
450.878
1955.307
m/z

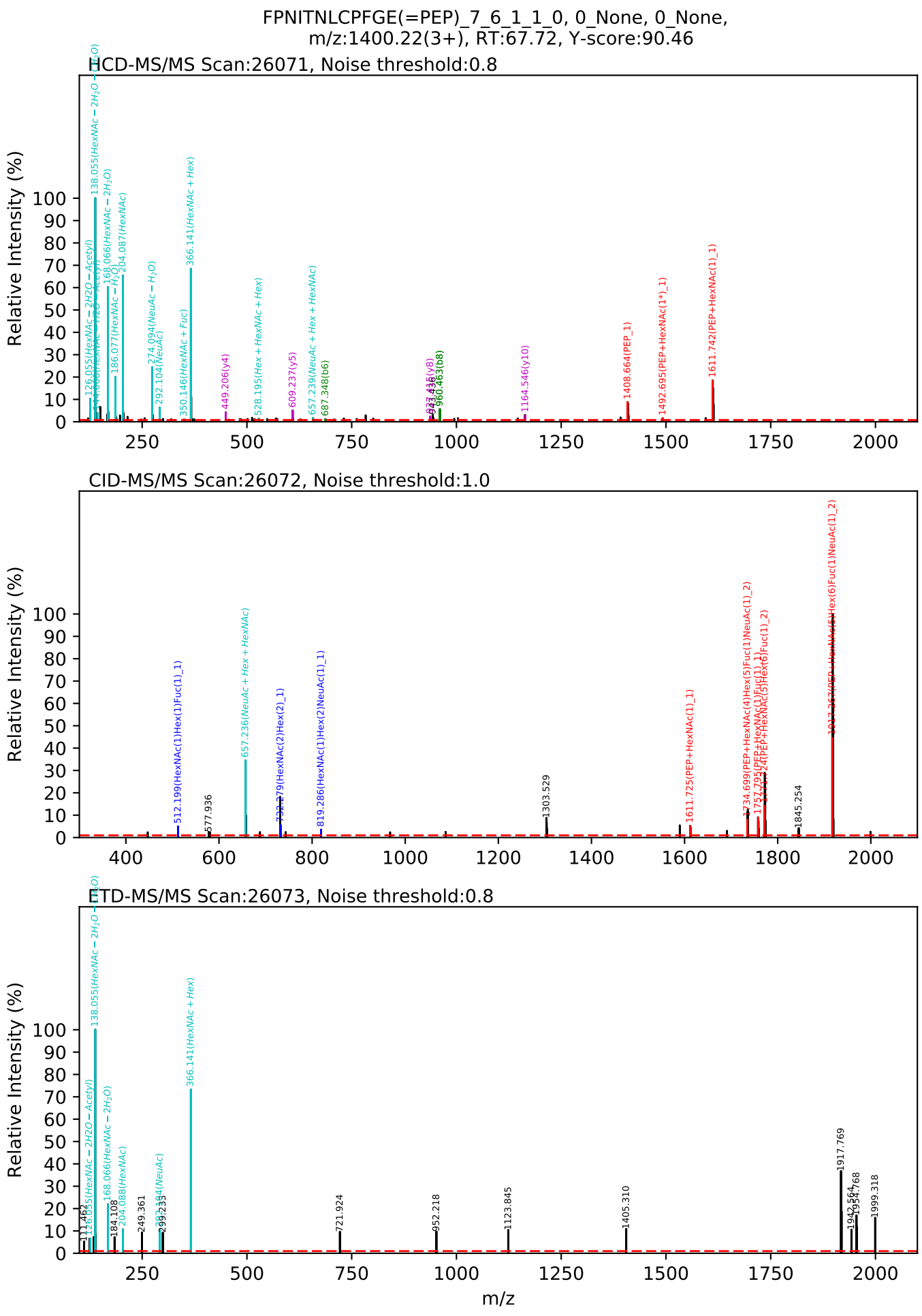
FPNITNLCPFGE(=PEP)_7_6_1_1_0, 0_None, 0_None,
m/z:1400.22(3+), RT:67.72, Y-score:90.46
HCD-MS/MS Scan:26071, Noise threshold:0.8
Relative Intensity (%)
126.055(HexNAc − 2H2O − Acetyl)
138.055(HexNAc − 2H2O)
168.066(HexNAc − 2H2O)
186.077(HexNAc − H2O)
204.087(HexNAc)
274.094(NeuAc − H2O)
292.104(NeuAc)
350.146(HexNAc + Fuc)
366.141(HexNAc + Hex)
449.206(y4)
528.195(Hex + HexNAc + Hex)
609.237(y5)
657.239(NeuAc + Hex + HexNAc)
687.348(b6)
1164.546(y10)
1408.664(PEP_1)
1492.695(PEP+HexNAc(1*)_1)
1611.742(PEP+HexNAc(1)_1)
CID-MS/MS Scan:26072, Noise threshold:1.0
Relative Intensity (%)
512.199(HexNAc(1)Hex(1)Fuc(1)_1)
577.936
657.236(NeuAc + Hex + HexNAc)
819.286(HexNAc(1)Hex(2)NeuAc(1)_1)
1303.529
1611.725(PEP+HexNAc(1)_1)
1845.254
ETD-MS/MS Scan:26073, Noise threshold:0.8
Relative Intensity (%)
126.055(HexNAc − 2H2O − Acetyl)
138.055(HexNAc − 2H2O)
168.066(HexNAc − 2H2O)
204.088(HexNAc)
249.361
366.141(HexNAc + Hex)
721.924
952.218
1123.845
1405.310
1917.769
1999.318
m/z

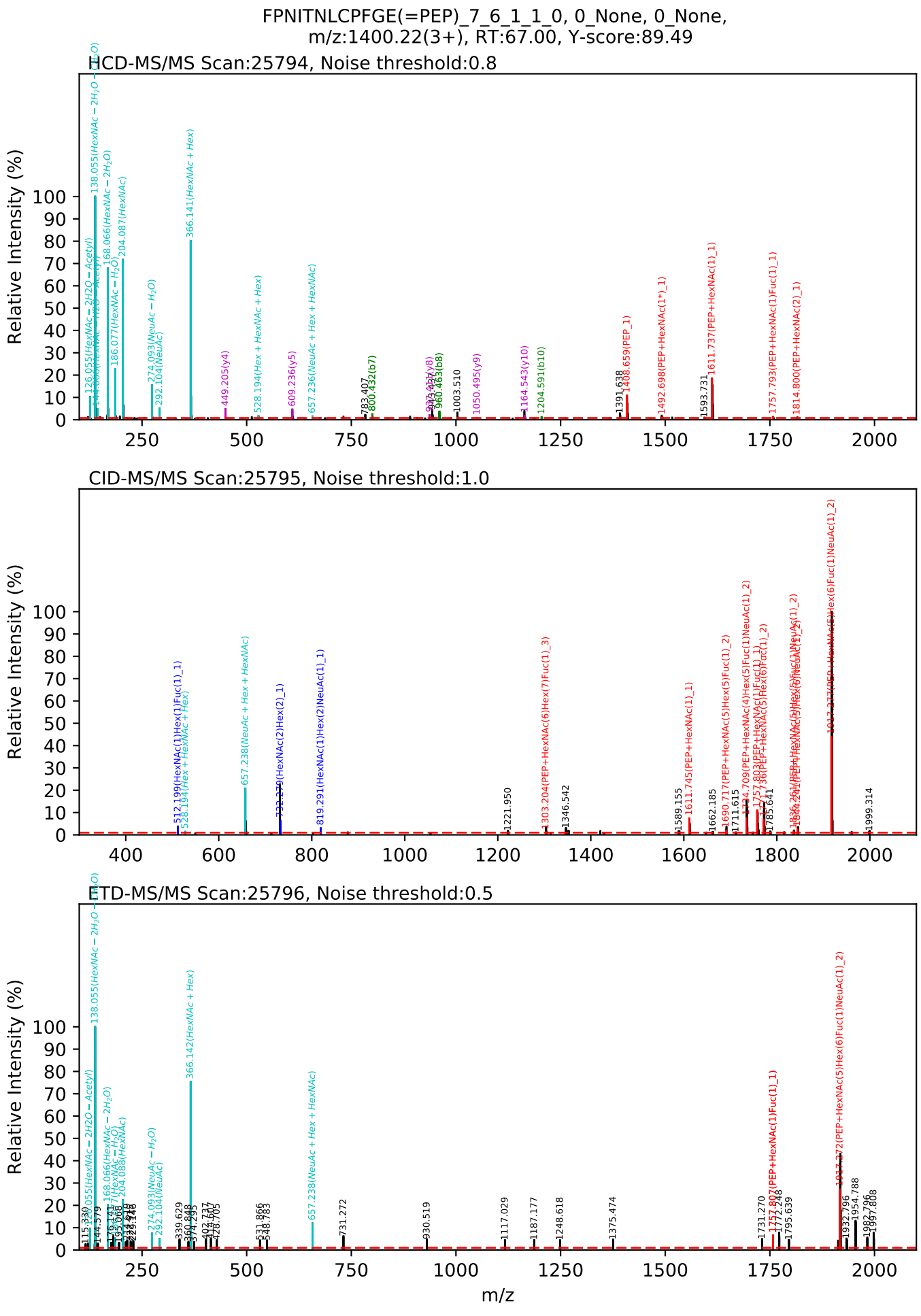
FPNITNLCPFGE(=PEP)_7_6_1_1_0, 0_None, 0_None,
m/z:1400.22(3+), RT:67.00, Y-score:89.49
HCD-MS/MS Scan:25794, Noise threshold:0.8
CID-MS/MS Scan:25795, Noise threshold:1.0
ETD-MS/MS Scan:25796, Noise threshold:0.5
Relative Intensity (%)
m/z

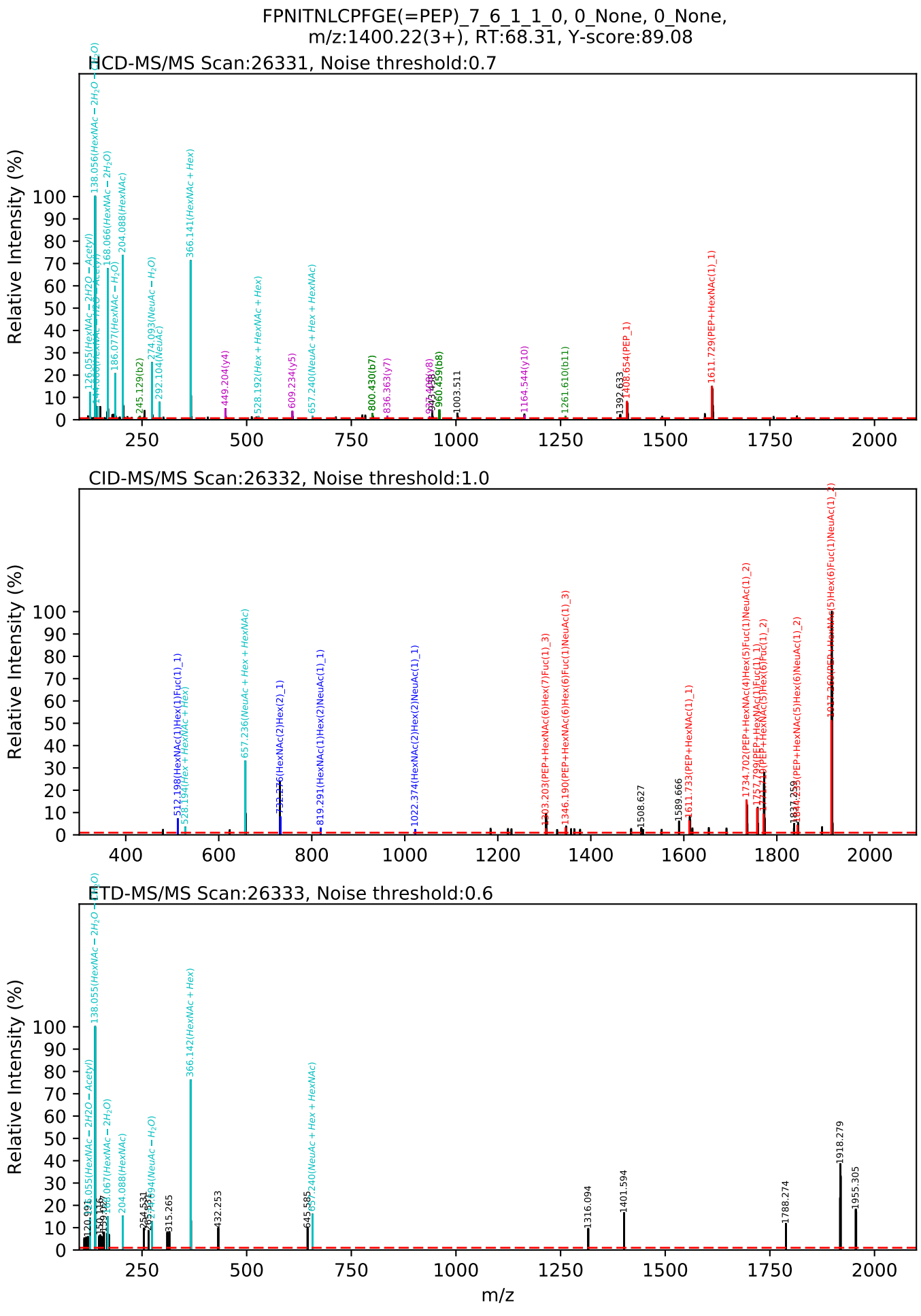
FPNITNLCPFGE(=PEP)_7_6_1_1_0, 0_None, 0_None,
m/z:1400.22(3+), RT:68.31, Y-score:89.08
HCD-MS/MS Scan:26331, Noise threshold:0.7
Relative Intensity (%)
366.141(HexNAc + Hex)
138.056(HexNAc − 2H2O − Acetyl)
204.088(HexNAc)
274.093(NeuAc − H2O)
292.104(NeuAc)
449.204(y4)
528.192(Hex + HexNAc + Hex)
609.234(y5)
657.240(NeuAc + Hex + HexNAc)
800.430(b7)
836.363(y7)
1003.511
1164.544(y10)
1261.610(b11)
1611.729(PEP+HexNAc(1)_1)
CID-MS/MS Scan:26332, Noise threshold:1.0
Relative Intensity (%)
512.198(HexNAc(1)Hex(1)Fuc(1)_1)
528.194(Hex + HexNAc + Hex)
657.236(NeuAc + Hex + HexNAc)
732.276(HexNAc(2)Hex(2)_1)
819.291(HexNAc(1)Hex(2)NeuAc(1)_1)
1022.374(HexNAc(2)Hex(2)NeuAc(1)_1)
1203.203(PEP+HexNAc(6)Hex(7)Fuc(1)_3)
1346.190(PEP+HexNAc(6)Hex(6)Fuc(1)NeuAc(1)_3)
1508.627
1589.666
1611.733(PEP+HexNAc(1)_1)
1734.702(PEP+HexNAc(4)Hex(5)Fuc(1)NeuAc(1)_2)
1757.698(PEP+HexNAc(1)Fuc(1)_1)
1780.693(PEP+HexNAc(5)Hex(6)Fuc(1)_2)
1834.259(PEP+HexNAc(5)Hex(6)NeuAc(1)_2)
1917.360(PEP+HexNAc(5)Hex(6)Fuc(1)NeuAc(1)_2)
ETD-MS/MS Scan:26333, Noise threshold:0.6
Relative Intensity (%)
138.055(HexNAc − 2H2O − Acetyl)
204.088(HexNAc)
254.531
315.265
366.142(HexNAc + Hex)
432.253
645.585
657.240(NeuAc + Hex + HexNAc)
1316.094
1401.594
1788.274
1918.279
1955.305
m/z

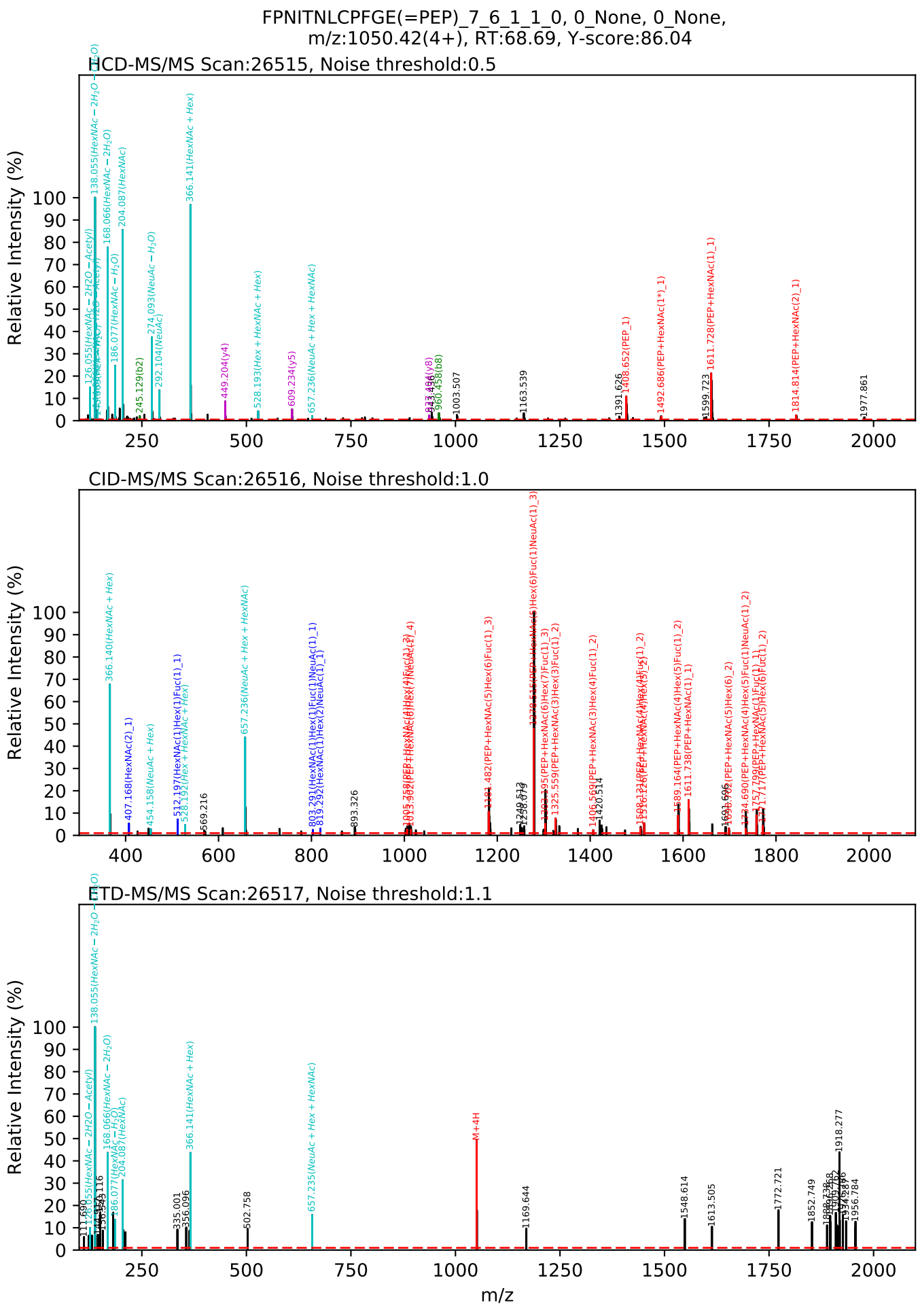
FPNITNLCPFGE(=PEP)_7_6_1_1_0, 0_None, 0_None,
m/z:1050.42(4+), RT:68.69, Y-score:86.04
HCD-MS/MS Scan:26515, Noise threshold:0.5
CID-MS/MS Scan:26516, Noise threshold:1.0
ETD-MS/MS Scan:26517, Noise threshold:1.1
Relative Intensity (%)
m/z

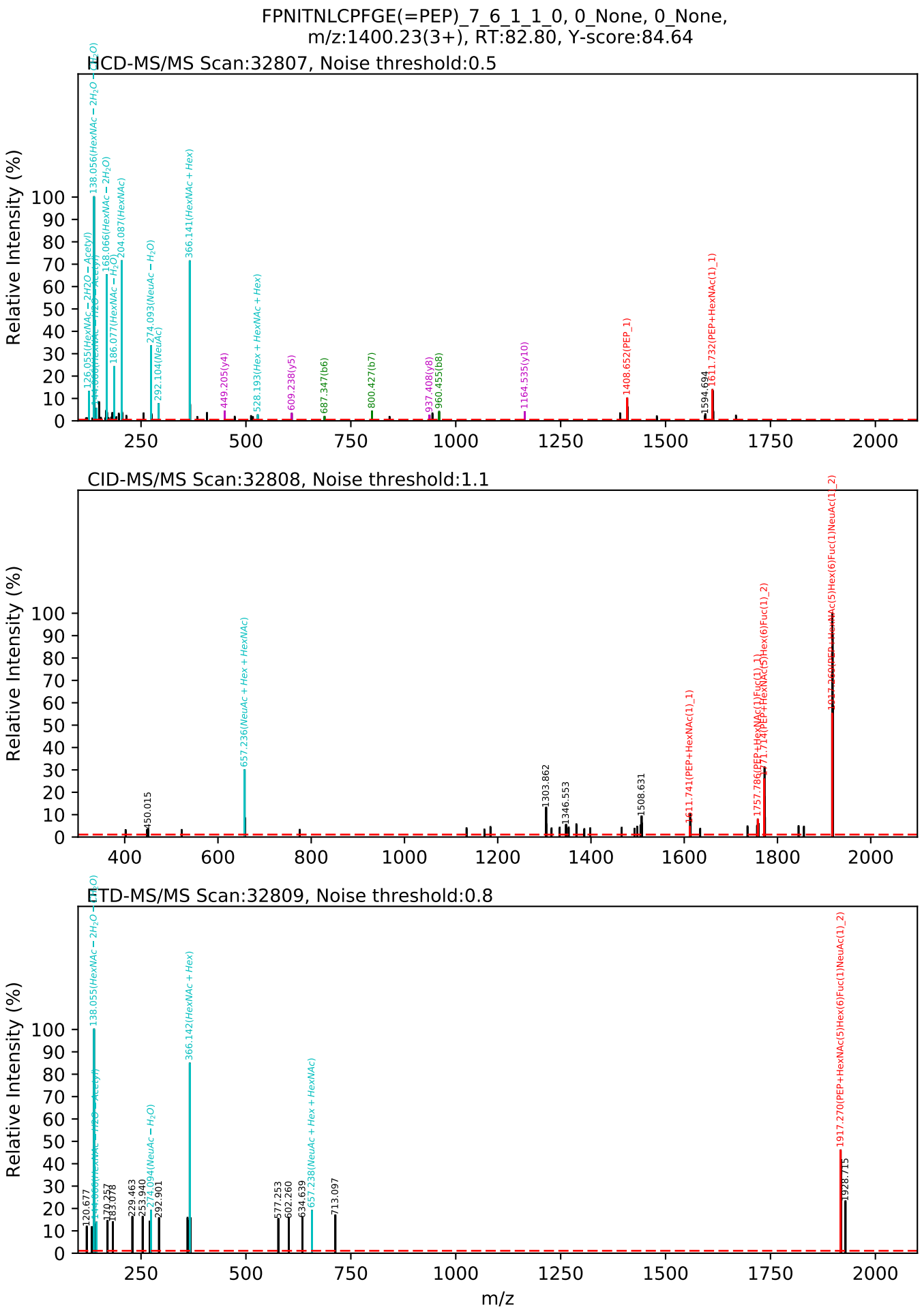
FPNITNLCPFGE(=PEP)_7_6_1_1_0, 0_None, 0_None,
m/z:1400.23(3+), RT:82.80, Y-score:84.64
HCD-MS/MS Scan:32807, Noise threshold:0.5
Relative Intensity (%)
126.055(HexNAc − 2H2O − Acetyl)
138.056(HexNAc − 2H2O)
168.066(HexNAc − 2H2O)
186.077(HexNAc − H2O)
204.087(HexNAc)
274.093(NeuAc − H2O)
292.104(NeuAc)
366.141(HexNAc + Hex)
449.205(y4)
528.193(Hex + HexNAc + Hex)
609.238(y5)
687.347(b6)
800.427(b7)
937.408(y8)
960.455(b8)
1164.535(y10)
1408.652(PEP_1)
1594.694
1611.732(PEP+HexNAc(1)_1)
CID-MS/MS Scan:32808, Noise threshold:1.1
Relative Intensity (%)
450.015
657.236(NeuAc + Hex + HexNAc)
1303.862
1346.553
1508.631
1611.741(PEP+HexNAc(1)_1)
1757.786(PEP+HexNAc(1)Fuc(1)_1)
1771.714(PEP+HexNAc(5)Hex(6)Fuc(1)_2)
1917.360(PEP+HexNAc(5)Hex(6)Fuc(1)NeuAc(1)_2)
ETD-MS/MS Scan:32809, Noise threshold:0.8
Relative Intensity (%)
120.677
138.055(HexNAc − 2H2O − Acetyl)
183.078
229.463
253.940
274.094(NeuAc − H2O)
292.901
366.142(HexNAc + Hex)
577.253
602.260
634.639
657.238(NeuAc + Hex + HexNAc)
713.097
1728.715
1917.270(PEP+HexNAc(5)Hex(6)Fuc(1)NeuAc(1)_2)
m/z

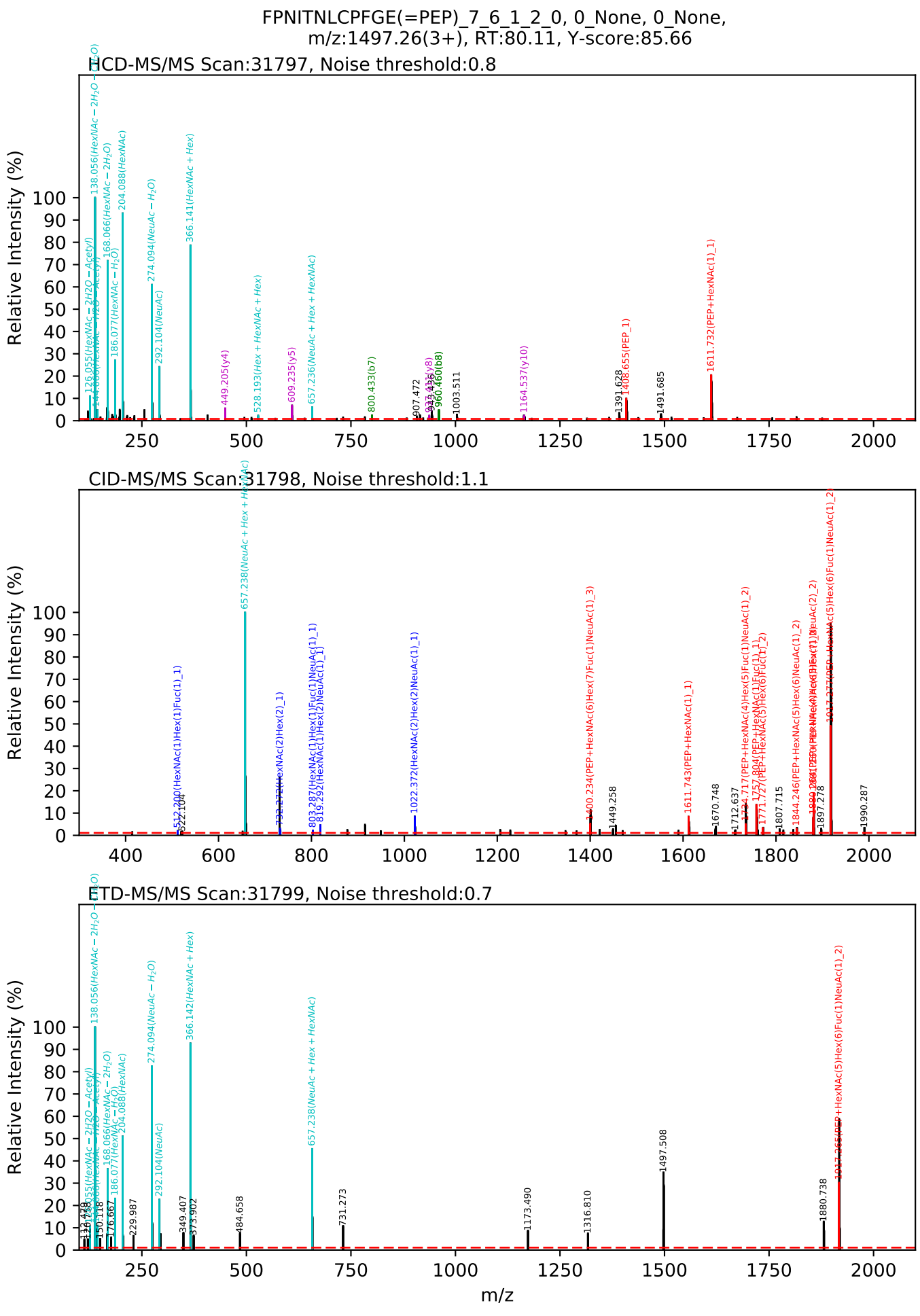
FPNITNLCPFGE(=PEP)_7_6_1_2_0, 0_None, 0_None,
m/z:1497.26(3+), RT:80.11, Y-score:85.66
HCD-MS/MS Scan:31797, Noise threshold:0.8
CID-MS/MS Scan:31798, Noise threshold:1.1
ETD-MS/MS Scan:31799, Noise threshold:0.7
Relative Intensity (%)
m/z

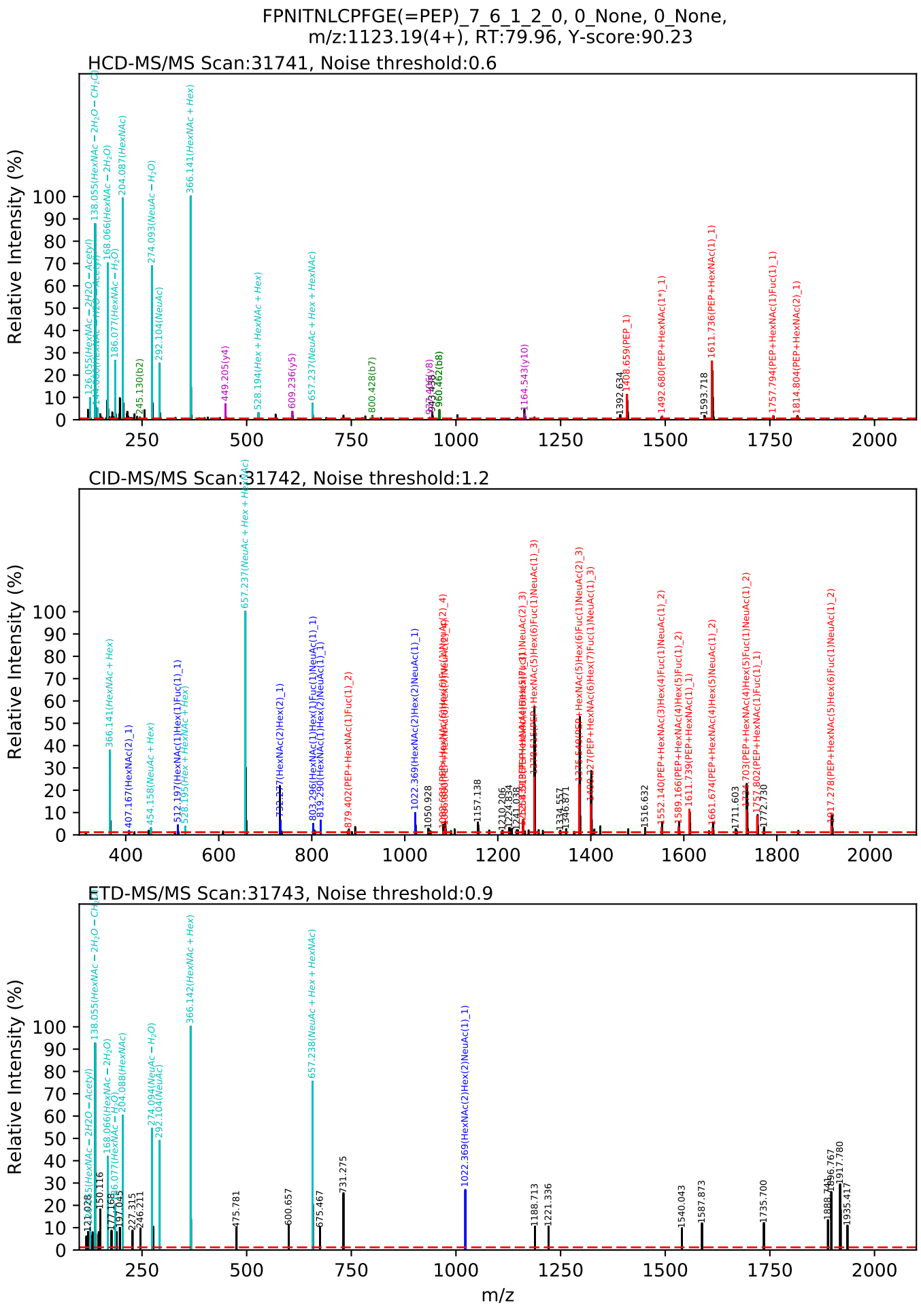
FPNITNLCPFGE(=PEP)_7_6_1_2_0, 0_None, 0_None,
m/z:1123.19(4+), RT:79.96, Y-score:90.23
HCD-MS/MS Scan:31741, Noise threshold:0.6
CID-MS/MS Scan:31742, Noise threshold:1.2
ETD-MS/MS Scan:31743, Noise threshold:0.9
Relative Intensity (%)
m/z

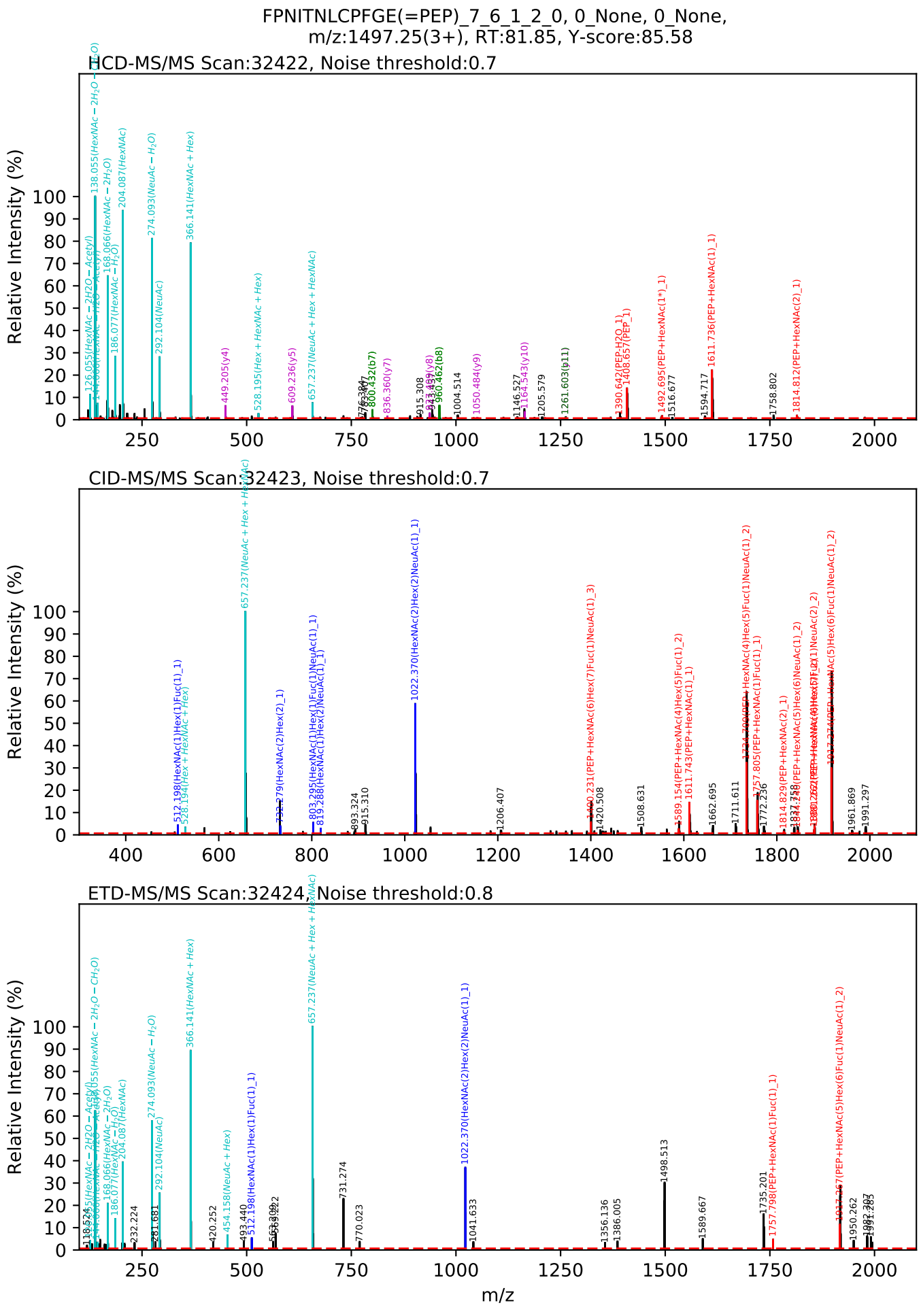
FPNITNLCPFGE(=PEP)_7_6_1_2_0, 0_None, 0_None,
m/z:1497.25(3+), RT:81.85, Y-score:85.58
HCD-MS/MS Scan:32422, Noise threshold:0.7
CID-MS/MS Scan:32423, Noise threshold:0.7
ETD-MS/MS Scan:32424, Noise threshold:0.8
Relative Intensity (%)
m/z

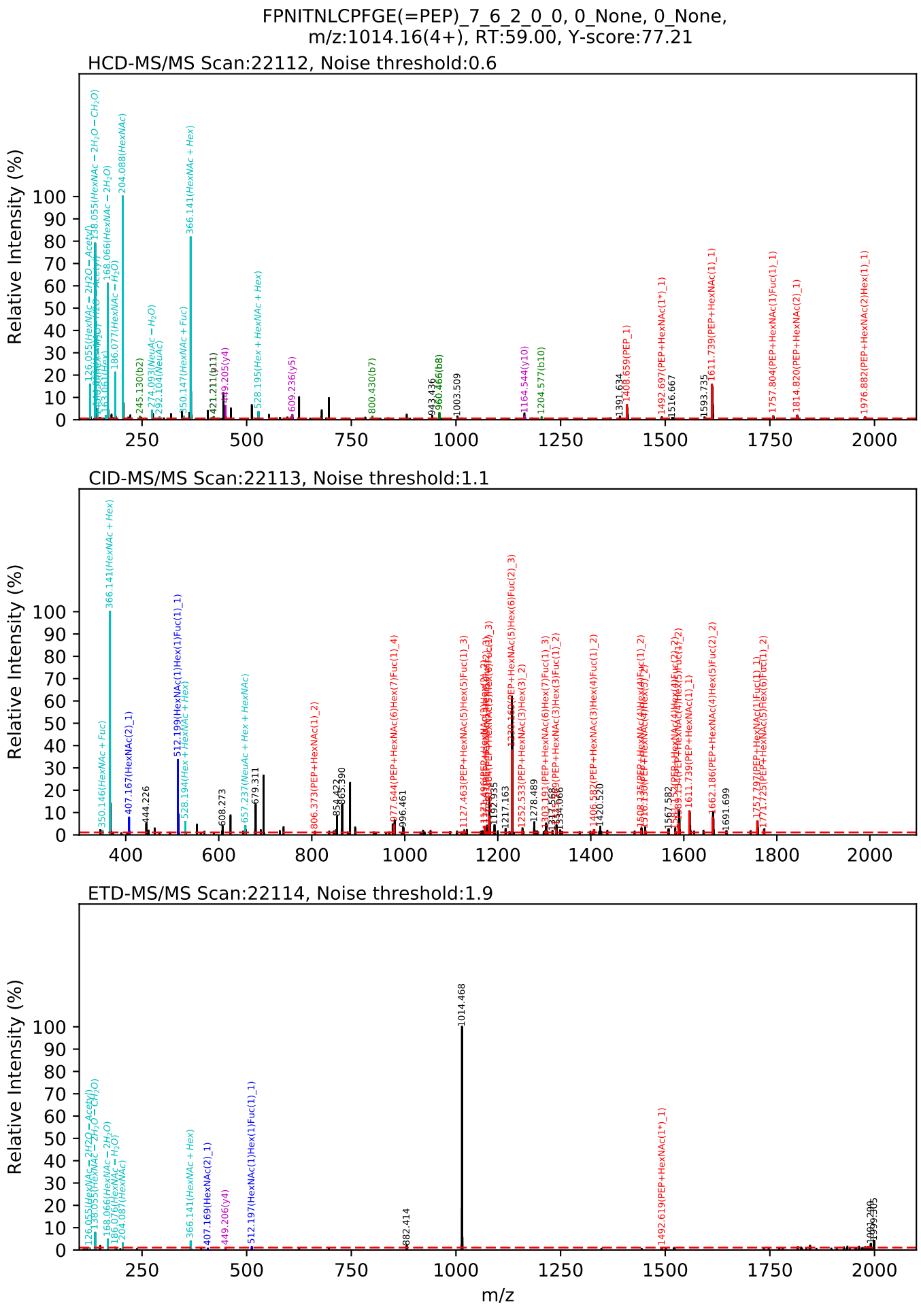
FPNITNLCPFGE(=PEP)_7_6_2_0_0, 0_None, 0_None,
m/z:1014.16(4+), RT:59.00, Y-score:77.21
HCD-MS/MS Scan:22112, Noise threshold:0.6
CID-MS/MS Scan:22113, Noise threshold:1.1
ETD-MS/MS Scan:22114, Noise threshold:1.9
Relative Intensity (%)
m/z

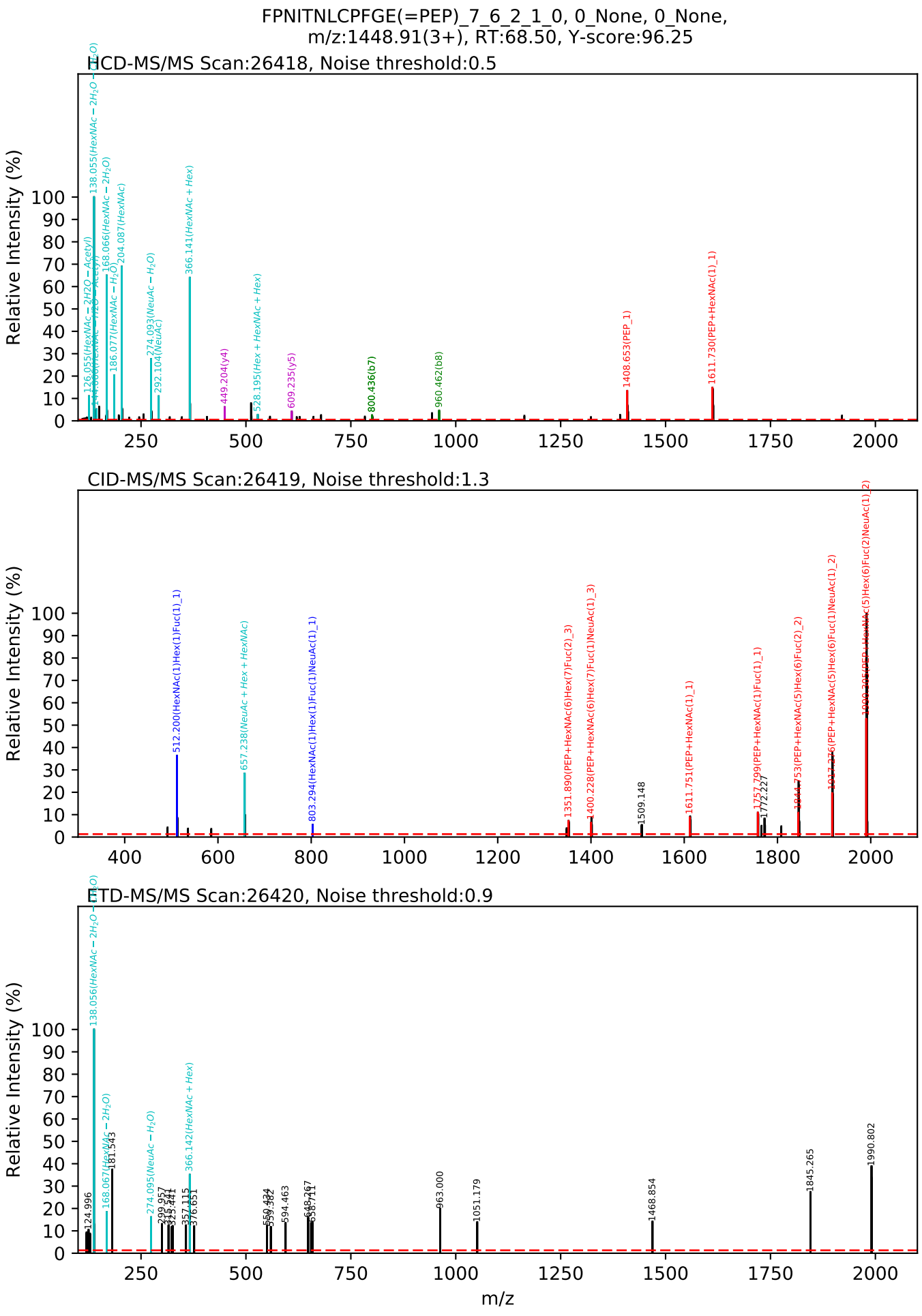
FPNITNLCPFGE(=PEP)_7_6_2_1_0, 0_None, 0_None,
m/z:1448.91(3+), RT:68.50, Y-score:96.25
HCD-MS/MS Scan:26418, Noise threshold:0.5
Relative Intensity (%)
138.055(HexNAc − 2H2O)
204.087(HexNAc)
366.141(HexNAc + Hex)
274.093(NeuAc − H2O)
292.104(NeuAc)
449.204(y4)
528.195(Hex + HexNAc + Hex)
609.235(y5)
800.436(b7)
960.462(b8)
1408.653(PEP_1)
1611.730(PEP+HexNAc(1)_1)
CID-MS/MS Scan:26419, Noise threshold:1.3
Relative Intensity (%)
512.200(HexNAc(1)Hex(1)Fuc(1)_1)
657.238(NeuAc + Hex + HexNAc)
803.294(HexNAc(1)Hex(1)Fuc(1)NeuAc(1)_1)
1351.890(PEP+HexNAc(6)Hex(7)Fuc(2)_3)
1400.228(PEP+HexNAc(6)Hex(7)Fuc(1)NeuAc(1)_3)
1509.148
1611.751(PEP+HexNAc(1)_1)
1772.227
1844.753(PEP+HexNAc(5)Hex(6)Fuc(2)_2)
1917.276(PEP+HexNAc(5)Hex(6)Fuc(1)NeuAc(1)_2)
ETD-MS/MS Scan:26420, Noise threshold:0.9
Relative Intensity (%)
124.996
138.056(HexNAc − 2H2O)
168.067(HexNAc − 2H2O)
181.543
274.095(NeuAc − H2O)
299.957
315.441
325.441
357.115
366.142(HexNAc + Hex)
376.651
550.434
559.382
594.463
648.267
658.417
963.000
1051.179
1468.854
1845.265
1990.802
m/z

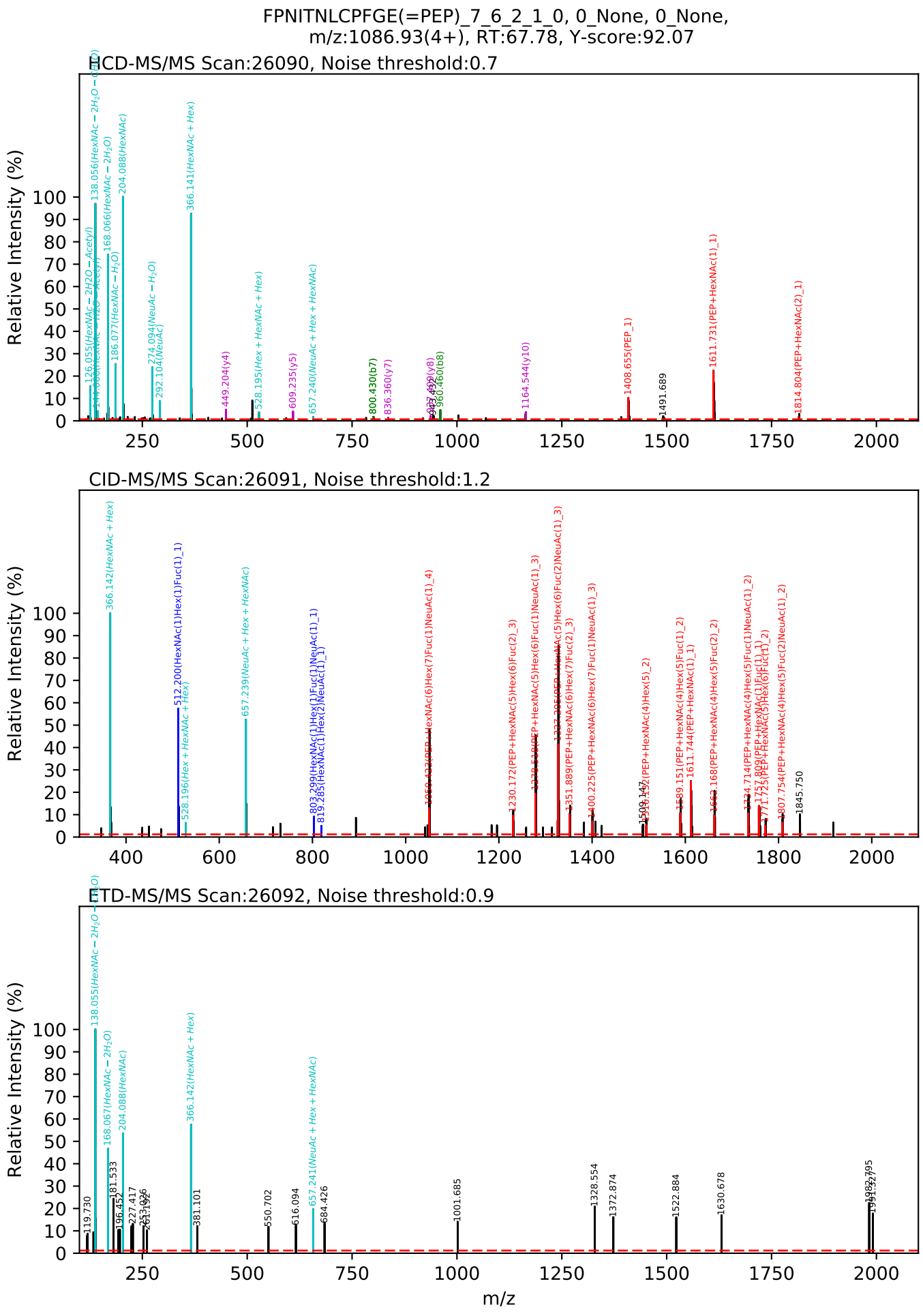
FPNITNLCPFGE(=PEP)_7_6_2_1_0, 0_None, 0_None,
m/z:1086.93(4+), RT:67.78, Y-score:92.07
HCD-MS/MS Scan:26090, Noise threshold:0.7
CID-MS/MS Scan:26091, Noise threshold:1.2
ETD-MS/MS Scan:26092, Noise threshold:0.9
Relative Intensity (%)
m/z

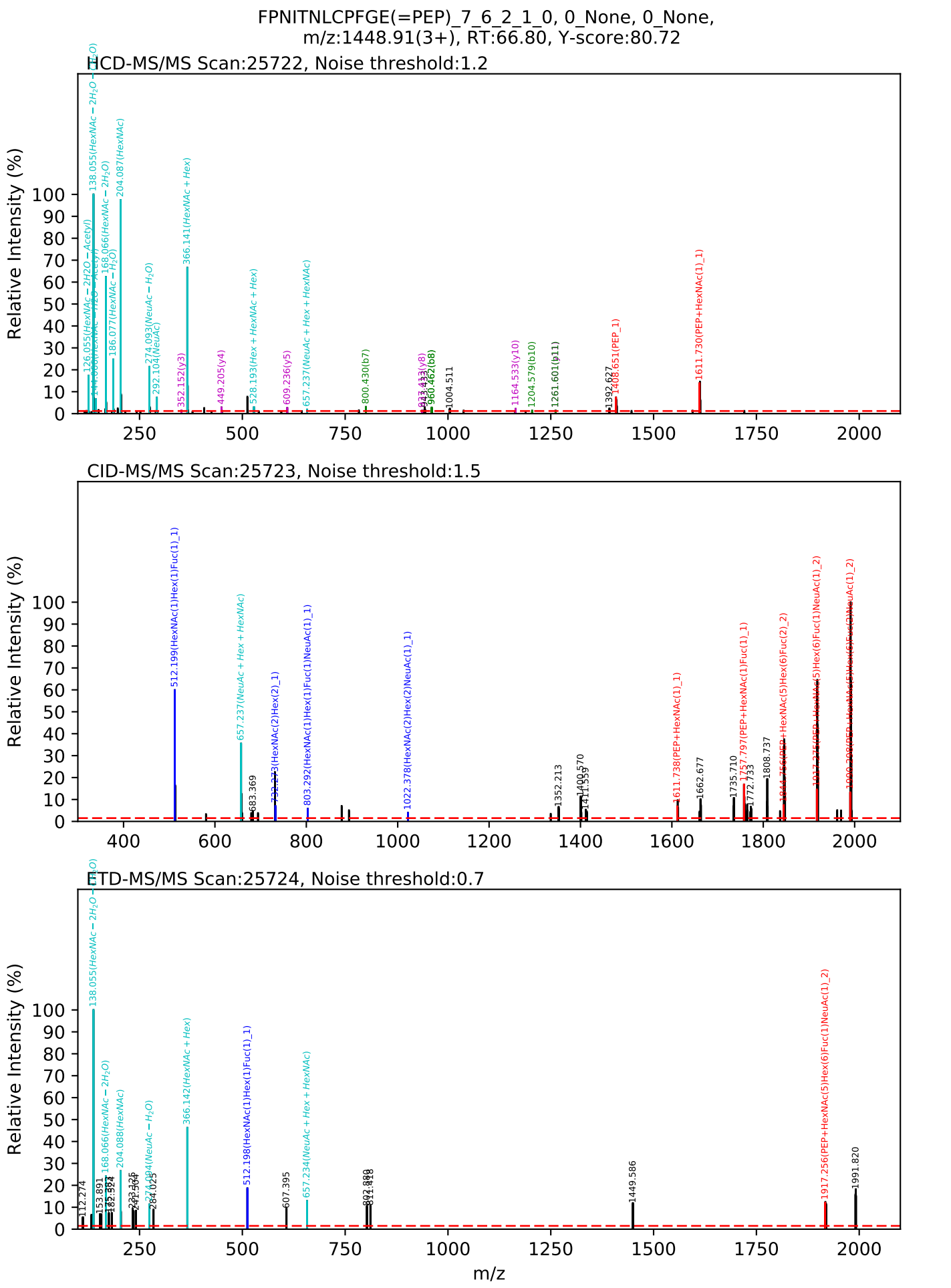
FPNITNLCPFGE(=PEP)_7_6_2_1_0, 0_None, 0_None,
m/z:1448.91(3+), RT:66.80, Y-score:80.72
HCD-MS/MS Scan:25722, Noise threshold:1.2
CID-MS/MS Scan:25723, Noise threshold:1.5
ETD-MS/MS Scan:25724, Noise threshold:0.7
Relative Intensity (%)
m/z

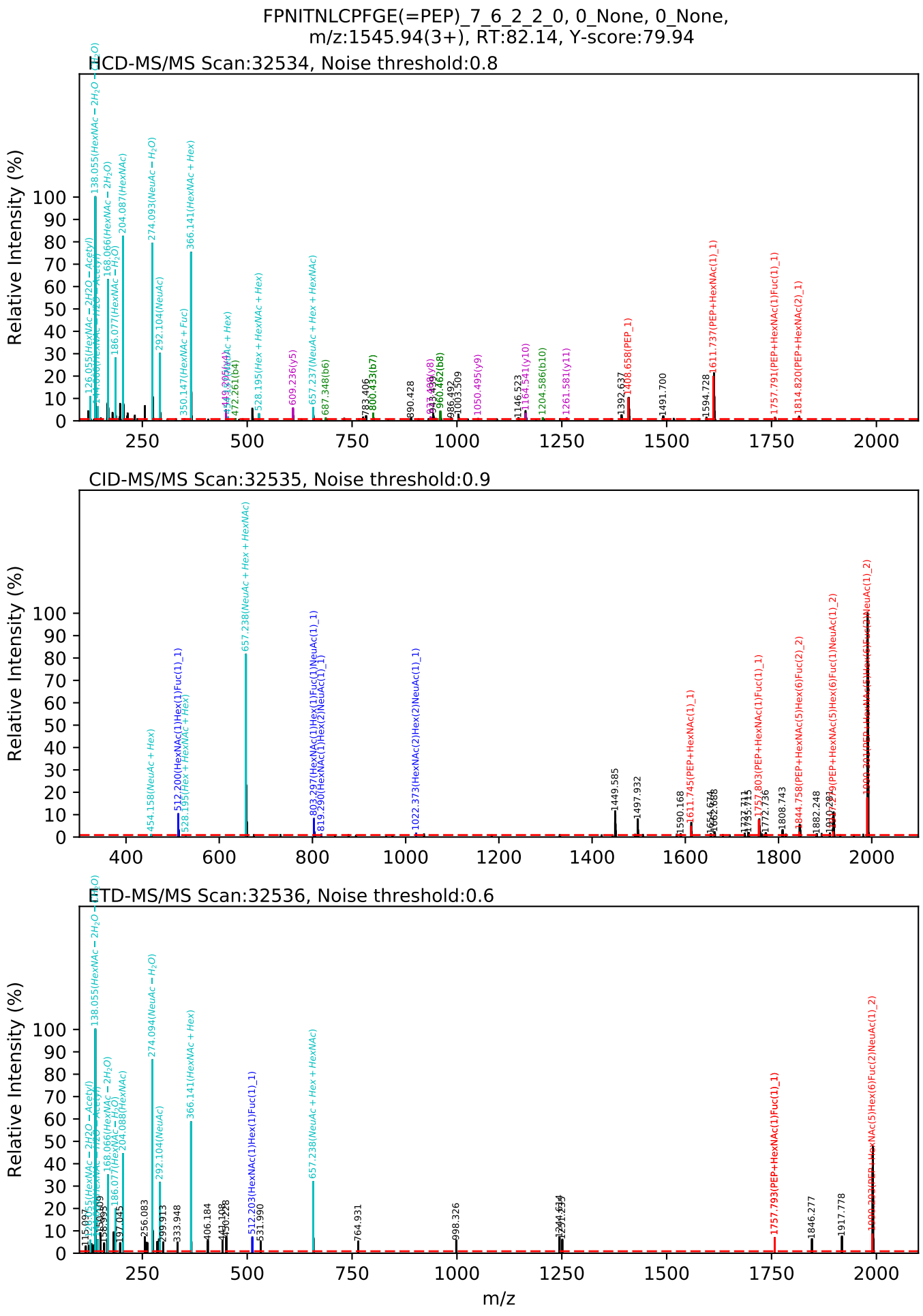
FPNITNLCPFGE(=PEP)_7_6_2_2_0, 0_None, 0_None,
m/z:1545.94(3+), RT:82.14, Y-score:79.94
HCD-MS/MS Scan:32534, Noise threshold:0.8
CID-MS/MS Scan:32535, Noise threshold:0.9
ETD-MS/MS Scan:32536, Noise threshold:0.6
Relative Intensity (%)
m/z

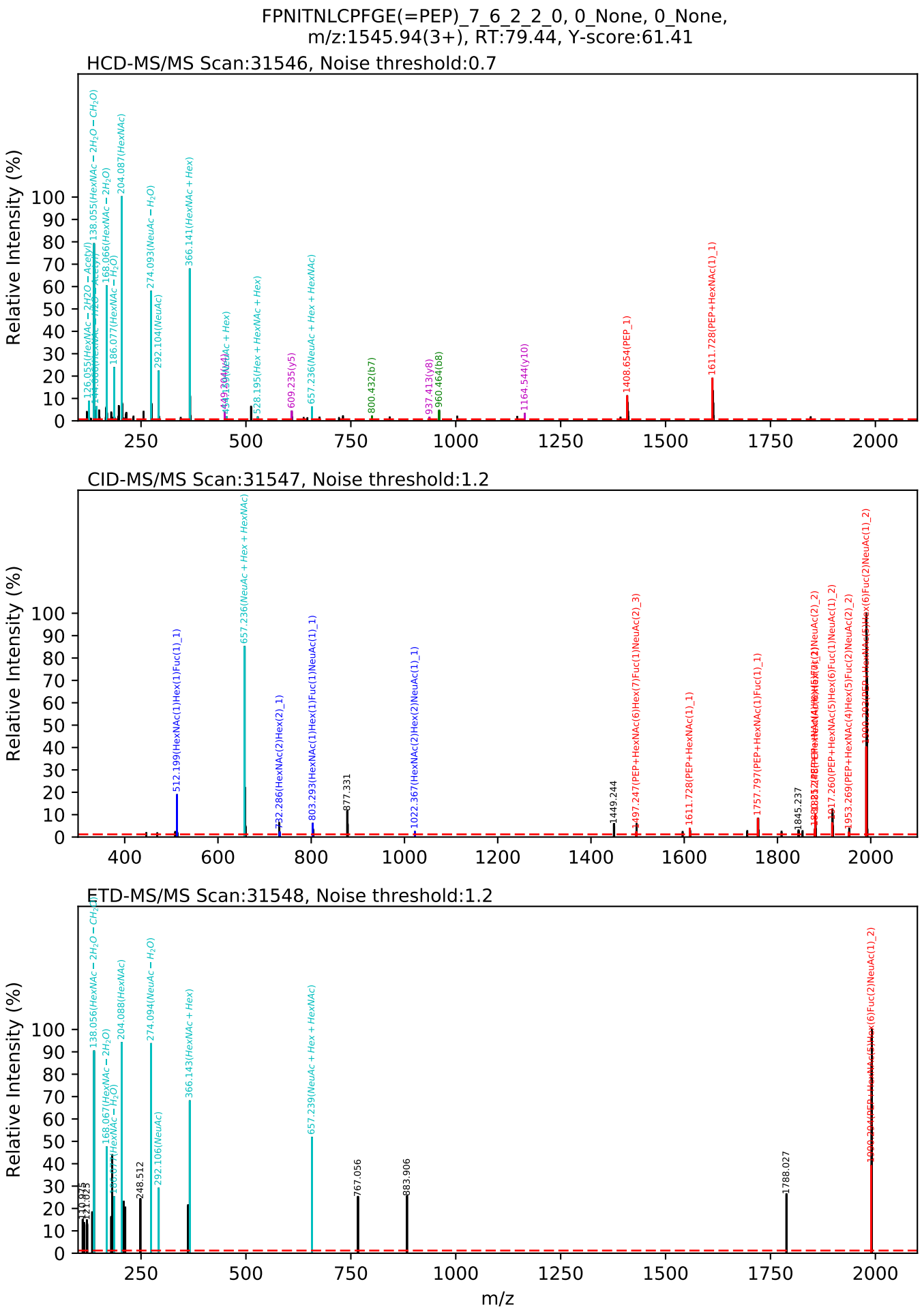
FPNITNLCPFGE(=PEP)_7_6_2_2_0, 0_None, 0_None,
m/z:1545.94(3+), RT:79.44, Y-score:61.41
HCD-MS/MS Scan:31546, Noise threshold:0.7
Relative Intensity (%)
126.055(HexNAc − 2H2O − Acetyl)
138.055(HexNAc − 2H2O − CH2O)
144.066(HexNAc − H2O − Acetyl)
168.066(HexNAc − 2H2O)
186.077(HexNAc − H2O)
204.087(HexNAc)
274.093(NeuAc − H2O)
292.104(NeuAc)
366.141(HexNAc + Hex)
528.195(Hex + HexNAc + Hex)
609.235(y5)
657.236(NeuAc + Hex + HexNAc)
800.432(b7)
937.413(y8)
960.464(b8)
1164.544(y10)
1408.654(PEP_1)
1611.728(PEP+HexNAc(1)_1)
CID-MS/MS Scan:31547, Noise threshold:1.2
Relative Intensity (%)
512.199(HexNAc(1)Hex(1)Fuc(1)_1)
657.236(NeuAc + Hex + HexNAc)
732.286(HexNAc(2)Hex(2)_1)
803.293(HexNAc(1)Hex(1)Fuc(1)NeuAc(1)_1)
877.331
1022.367(HexNAc(2)Hex(2)NeuAc(1)_1)
1449.244
1497.247(PEP+HexNAc(6)Hex(7)Fuc(1)NeuAc(2)_3)
1611.728(PEP+HexNAc(1)_1)
1757.797(PEP+HexNAc(1)Fuc(1)_1)
1845.237
1917.260(PEP+HexNAc(5)Hex(6)Fuc(1)NeuAc(1)_2)
1953.269(PEP+HexNAc(4)Hex(5)Fuc(2)NeuAc(2)_2)
ETD-MS/MS Scan:31548, Noise threshold:1.2
Relative Intensity (%)
110.875
121.025
138.056(HexNAc − 2H2O − CH2O)
168.067(HexNAc − 2H2O)
186.077(HexNAc − H2O)
204.088(HexNAc)
248.512
274.094(NeuAc − H2O)
292.106(NeuAc)
366.143(HexNAc + Hex)
657.239(NeuAc + Hex + HexNAc)
767.056
883.906
1788.027
m/z

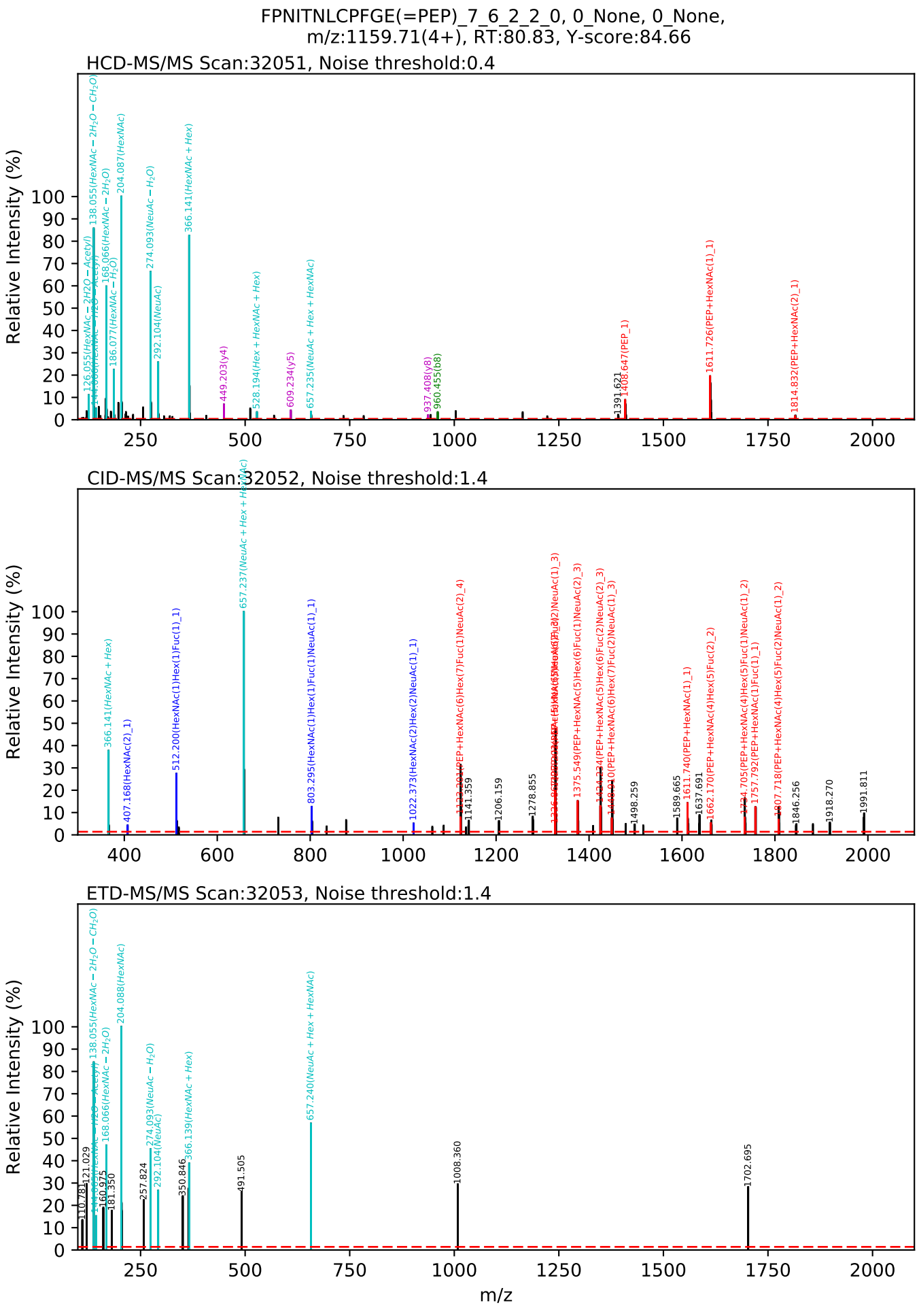
FPNITNLCPFGE(=PEP)_7_6_2_2_0, 0_None, 0_None,
m/z:1159.71(4+), RT:80.83, Y-score:84.66
HCD-MS/MS Scan:32051, Noise threshold:0.4
CID-MS/MS Scan:32052, Noise threshold:1.4
ETD-MS/MS Scan:32053, Noise threshold:1.4
Relative Intensity (%)
m/z

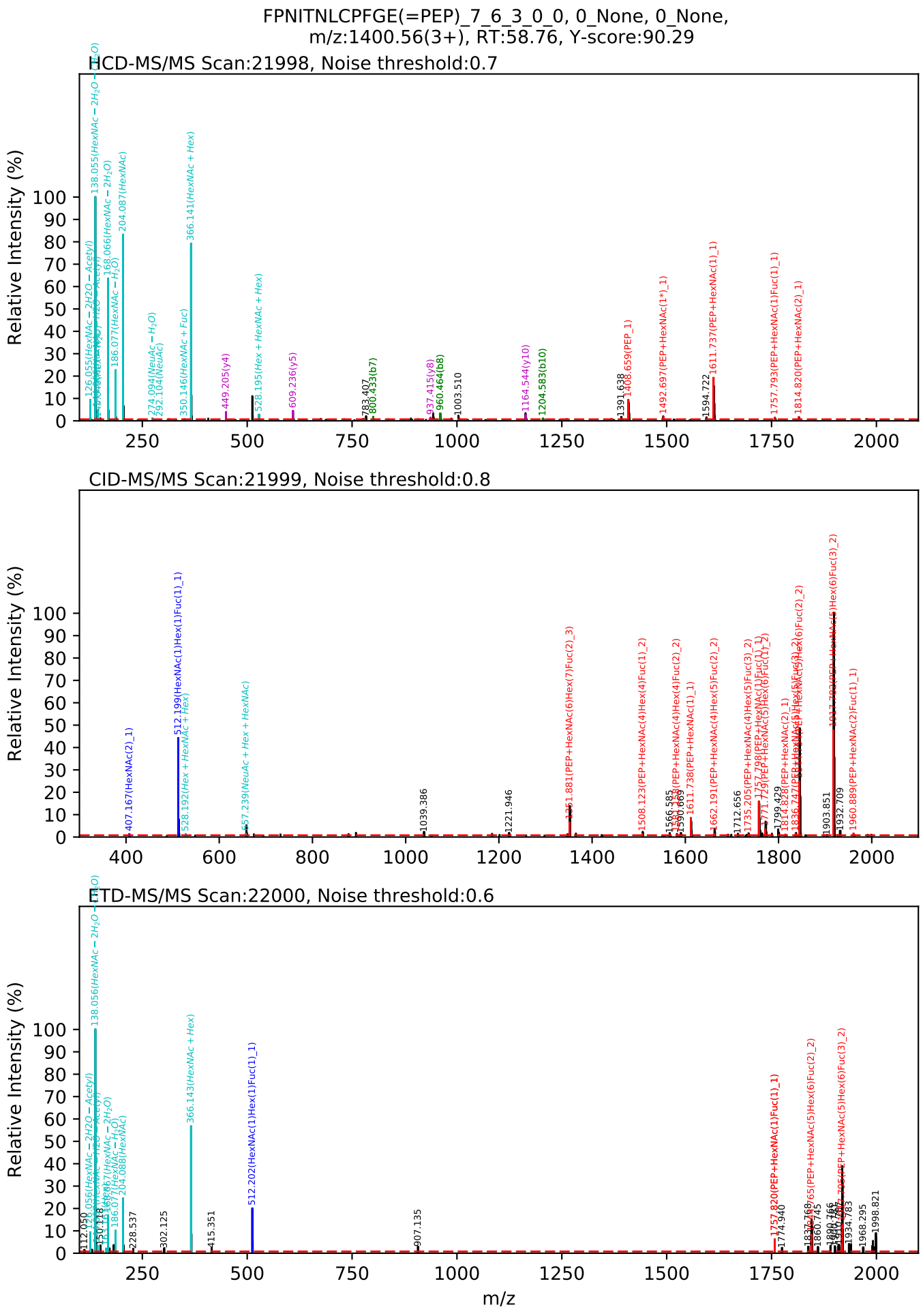
FPNITNLCPFGE(=PEP)_7_6_3_0_0, 0_None, 0_None,
m/z:1400.56(3+), RT:58.76, Y-score:90.29
HCD-MS/MS Scan:21998, Noise threshold:0.7
CID-MS/MS Scan:21999, Noise threshold:0.8
ETD-MS/MS Scan:22000, Noise threshold:0.6
Relative Intensity (%)
m/z

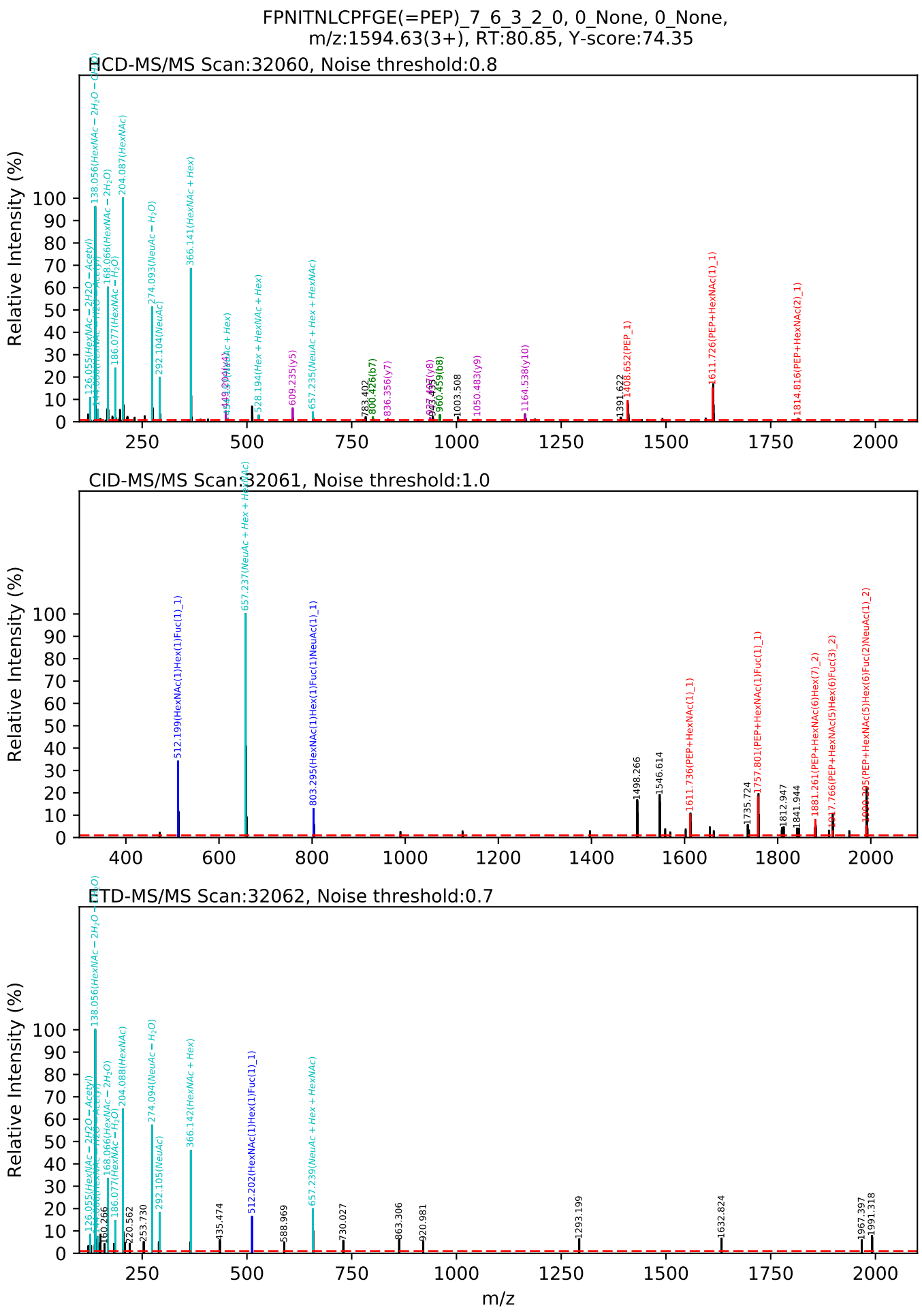
FPNITNLCPFGE(=PEP)_7_6_3_2_0, 0_None, 0_None,
m/z:1594.63(3+), RT:80.85, Y-score:74.35
HCD-MS/MS Scan:32060, Noise threshold:0.8
CID-MS/MS Scan:32061, Noise threshold:1.0
ETD-MS/MS Scan:32062, Noise threshold:0.7
Relative Intensity (%)
m/z

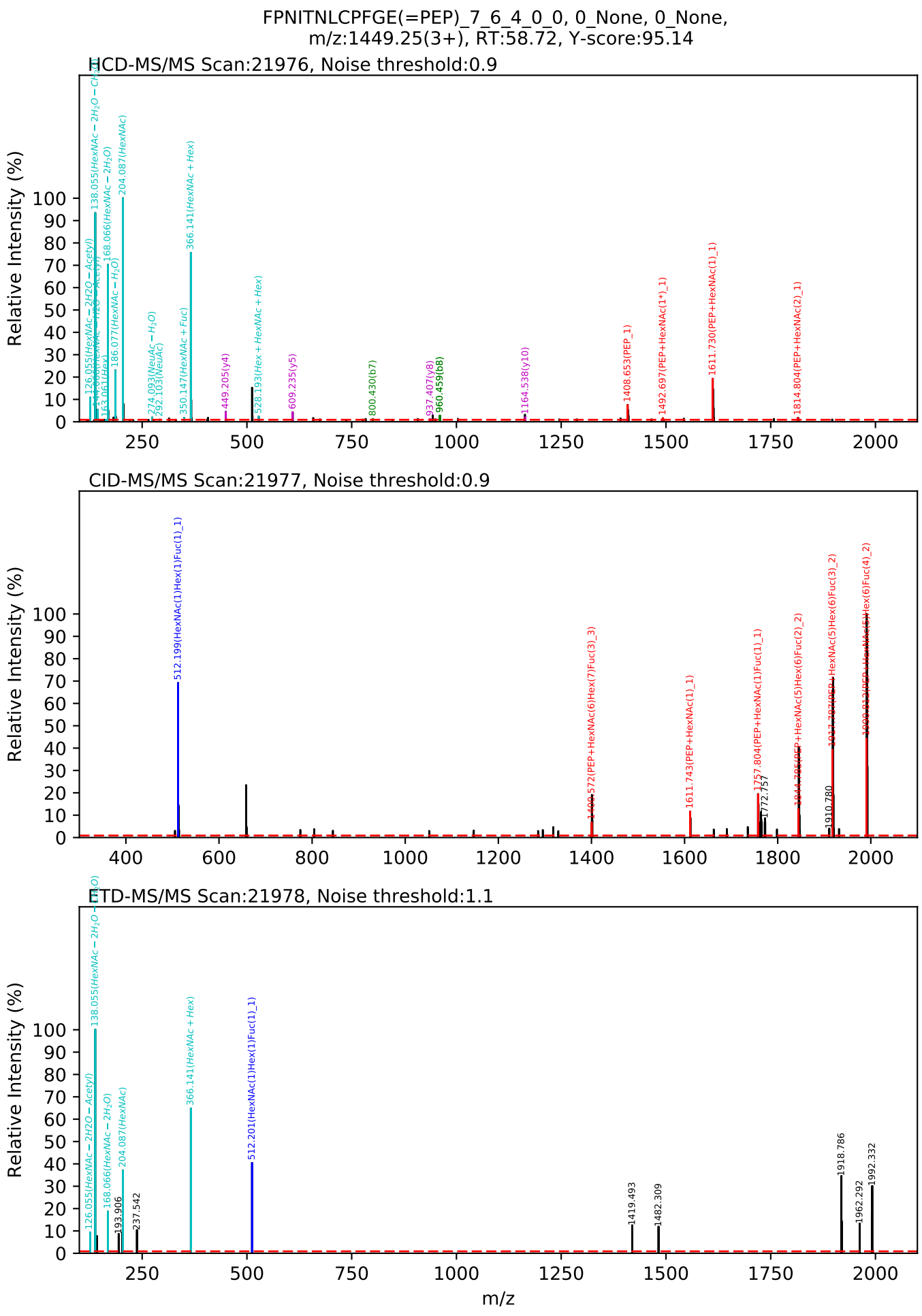
FPNITNLCPFGE(=PEP)_7_6_4_0_0, 0_None, 0_None,
m/z:1449.25(3+), RT:58.72, Y-score:95.14
HCD-MS/MS Scan:21976, Noise threshold:0.9
Relative Intensity (%)
126.055(HexNAc − 2H2O − Acetyl)
138.055(HexNAc − 2H2O − Acetyl)
163.061(HexNAc − H2O − Acetyl)
168.066(HexNAc − 2H2O)
186.077(HexNAc − H2O)
204.087(HexNAc)
274.093(NeuAc − H2O)
292.103(NeuAc)
350.147(HexNAc + Fuc)
366.141(HexNAc + Hex)
449.205(y4)
528.193(Hex + HexNAc + Hex)
609.235(y5)
800.430(b7)
937.407(y8)
960.459(b8)
1164.538(y10)
1408.653(PEP_1)
1492.697(PEP+HexNAc(1*)_1)
1611.730(PEP+HexNAc(1)_1)
1814.804(PEP+HexNAc(2)_1)
CID-MS/MS Scan:21977, Noise threshold:0.9
Relative Intensity (%)
512.199(HexNAc(1)Hex(1)Fuc(1)_1)
1400.572(PEP+HexNAc(6)Hex(7)Fuc(3)_3)
1611.743(PEP+HexNAc(1)_1)
1757.804(PEP+HexNAc(1)Fuc(1)_1)
1772.757
1910.780
ETD-MS/MS Scan:21978, Noise threshold:1.1
Relative Intensity (%)
126.055(HexNAc − 2H2O − Acetyl)
138.055(HexNAc − 2H2O − Acetyl)
168.066(HexNAc − 2H2O)
204.087(HexNAc)
193.906
237.542
366.141(HexNAc + Hex)
512.201(HexNAc(1)Hex(1)Fuc(1)_1)
1419.493
1482.309
1918.786
1962.292
1992.332
m/z

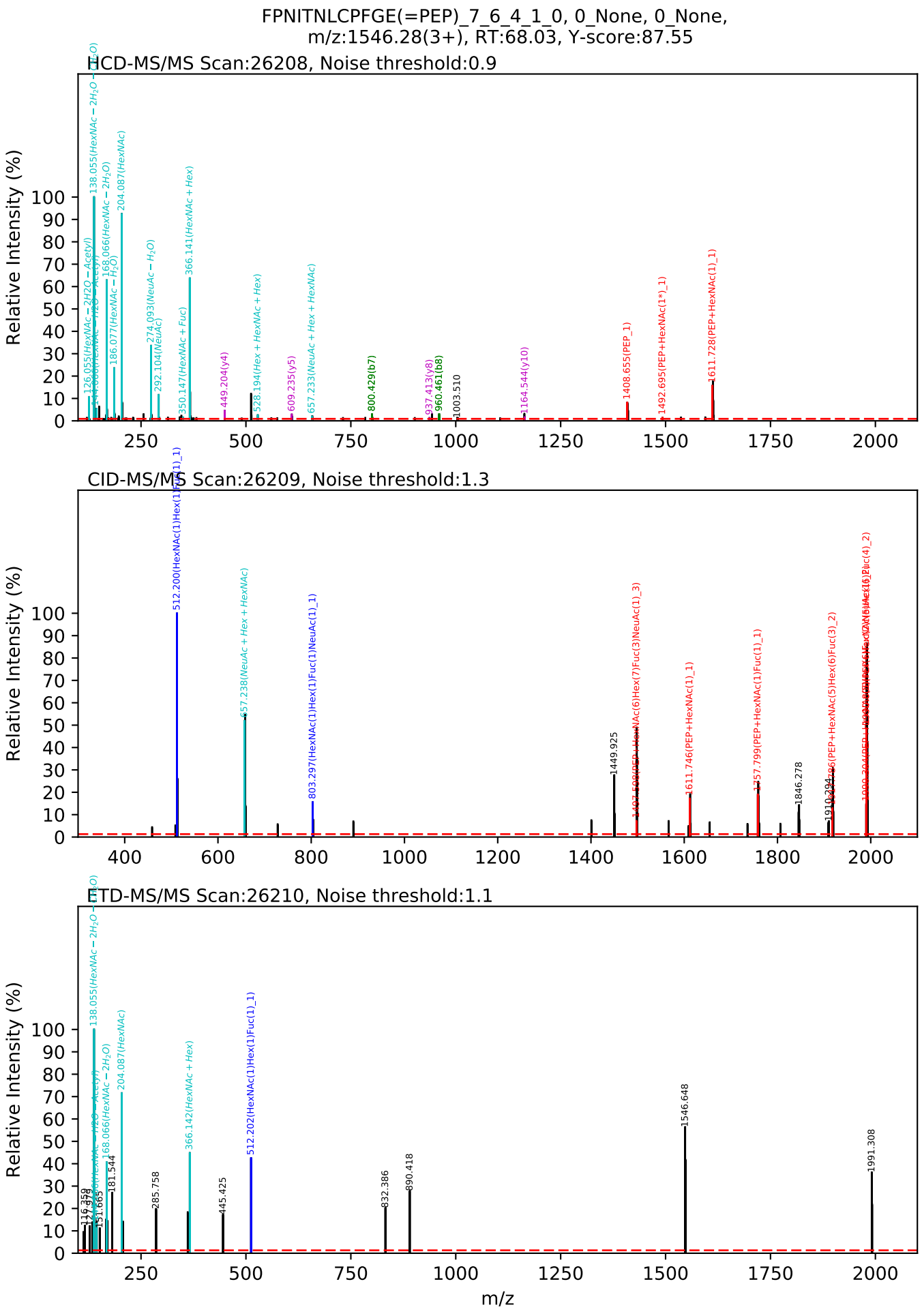
FPNITNLCPFGE(=PEP)_7_6_4_1_0, 0_None, 0_None,
m/z:1546.28(3+), RT:68.03, Y-score:87.55
HCD-MS/MS Scan:26208, Noise threshold:0.9
Relative Intensity (%)
126.055(HexNAc − 2H2O − Acetyl)
138.055(HexNAc − 2H2O − H2O)
168.066(HexNAc − 2H2O)
186.077(HexNAc − H2O)
204.087(HexNAc)
274.093(NeuAc − H2O)
292.104(NeuAc)
350.147(HexNAc + Fuc)
366.141(HexNAc + Hex)
449.204(y4)
528.194(Hex + HexNAc + Hex)
609.235(y5)
657.233(NeuAc + Hex + HexNAc)
800.429(b7)
937.413(y8)
960.461(b8)
1003.510
1164.544(y10)
1408.655(PEP_1)
1492.695(PEP+HexNAc(1*)_1)
1611.728(PEP+HexNAc(1)_1)
CID-MS/MS Scan:26209, Noise threshold:1.3
Relative Intensity (%)
512.200(HexNAc(1)Hex(1)Fuc(1)NeuAc(1)_1)
657.238(NeuAc + Hex + HexNAc)
803.297(HexNAc(1)Hex(1)Fuc(1)NeuAc(1)_1)
1449.925
1611.746(PEP+HexNAc(1)_1)
1757.799(PEP+HexNAc(1)Fuc(1)_1)
1846.278
ETD-MS/MS Scan:26210, Noise threshold:1.1
Relative Intensity (%)
138.055(HexNAc − 2H2O − H2O)
168.066(HexNAc − 2H2O)
204.087(HexNAc)
366.142(HexNAc + Hex)
512.202(HexNAc(1)Hex(1)Fuc(1)_1)
116.359
127.397
151.665
181.544
285.758
445.425
832.386
890.418
1546.648
1991.308
m/z

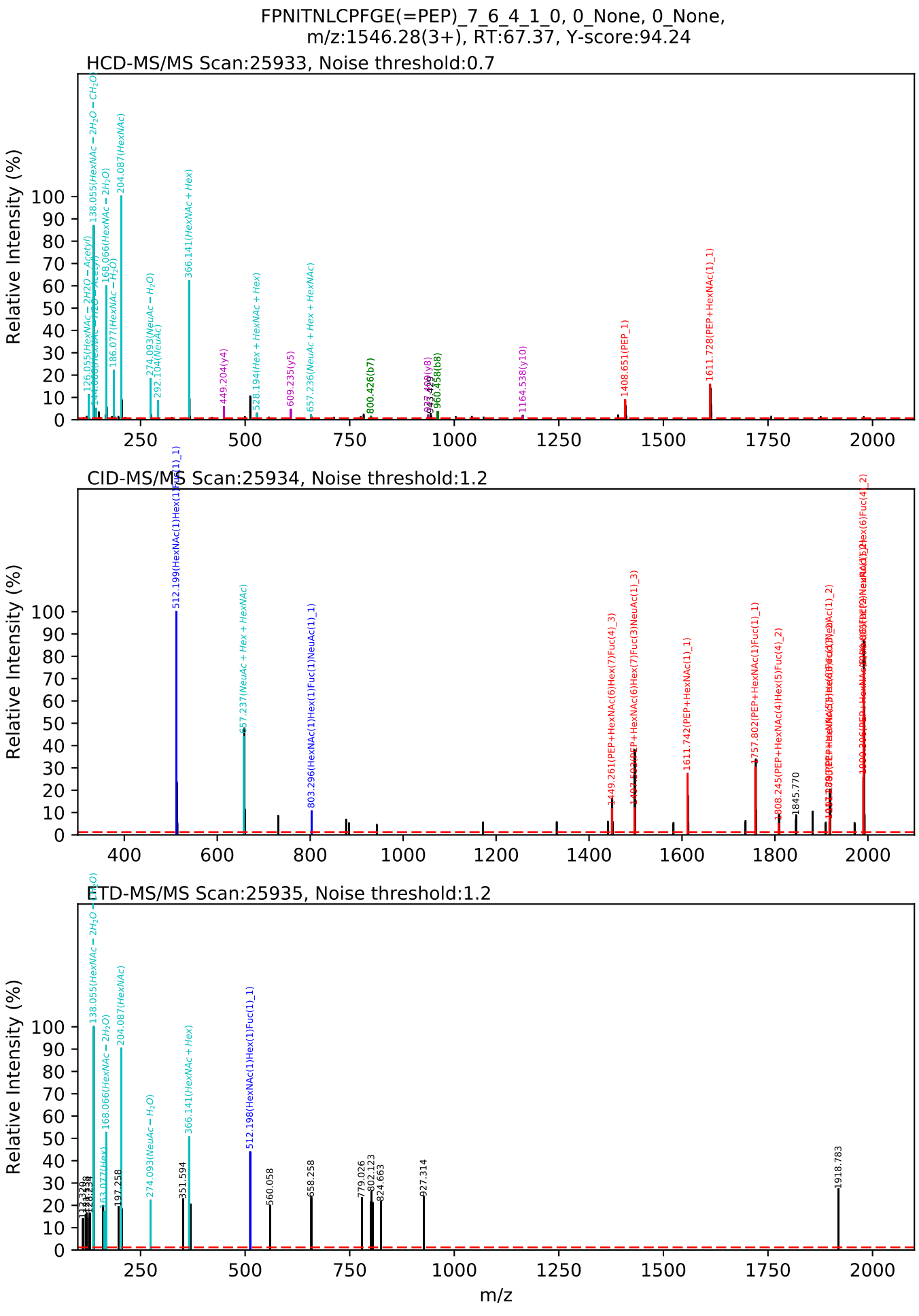
FPNITNLCPFGE(=PEP)_7_6_4_1_0, 0_None, 0_None,
m/z:1546.28(3+), RT:67.37, Y-score:94.24
HCD-MS/MS Scan:25933, Noise threshold:0.7
Relative Intensity (%)
126.055(HexNAc − 2H2O − Acetyl)
138.055(HexNAc − 2H2O − CH2O)
144.066(HexNAc − H2O − Acetyl)
168.066(HexNAc − 2H2O)
186.077(HexNAc − H2O)
204.087(HexNAc)
274.093(NeuAc − H2O)
292.104(NeuAc)
366.141(HexNAc + Hex)
449.204(y4)
528.194(Hex + HexNAc + Hex)
609.235(y5)
657.236(NeuAc + Hex + HexNAc)
800.426(b7)
937.486(y8)
960.458(b8)
1164.538(y10)
1408.651(PEP_1)
1611.728(PEP+HexNAc(1)_1)
CID-MS/MS Scan:25934, Noise threshold:1.2
Relative Intensity (%)
512.199(HexNAc(1)Hex(1)Fuc(1)_1)
657.237(NeuAc + Hex + HexNAc)
803.296(HexNAc(1)Hex(1)Fuc(1)NeuAc(1)_1)
1149.261(PEP+HexNAc(6)Hex(7)Fuc(4)_3)
1611.742(PEP+HexNAc(1)_1)
1757.802(PEP+HexNAc(1)Fuc(1)_1)
1808.245(PEP+HexNAc(4)Hex(5)Fuc(4)_2)
1845.770
ETD-MS/MS Scan:25935, Noise threshold:1.2
Relative Intensity (%)
138.055(HexNAc − 2H2O − CH2O)
168.066(HexNAc − 2H2O)
204.087(HexNAc)
163.077(Hex)
197.258
274.093(NeuAc − H2O)
366.141(HexNAc + Hex)
351.594
512.198(HexNAc(1)Hex(1)Fuc(1)_1)
560.058
658.258
779.026
802.123
824.663
927.314
1918.783
m/z

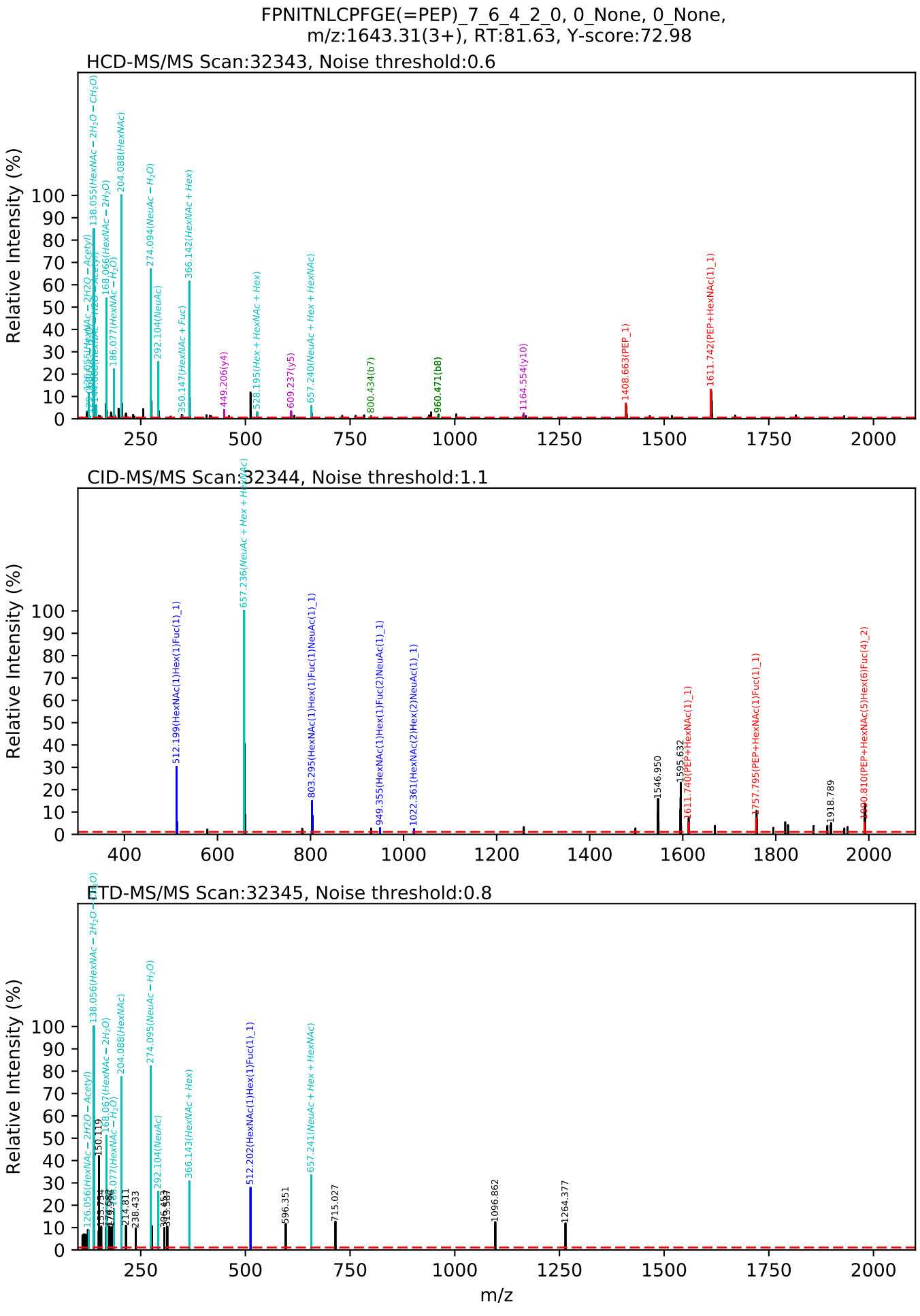
FPNITNLCPFGE(=PEP)_7_6_4_2_0, 0_None, 0_None,
m/z:1643.31(3+), RT:81.63, Y-score:72.98
HCD-MS/MS Scan:32343, Noise threshold:0.6
Relative Intensity (%)
126.056(HexNAc − 2H2O − Acetyl)
138.055(HexNAc − 2H2O − CH2O)
144.066(HexNAc − H2O − Acetyl)
150.056(HexNAc − 2H2O − Acetyl)
168.066(HexNAc − 2H2O)
186.077(HexNAc − H2O)
204.088(HexNAc)
274.094(NeuAc − H2O)
292.104(NeuAc)
350.147(HexNAc + Fuc)
366.142(HexNAc + Hex)
449.206(y4)
528.195(Hex + HexNAc + Hex)
609.237(y5)
657.240(NeuAc + Hex + HexNAc)
800.434(b7)
960.471(b8)
1164.554(y10)
1408.663(PEP_1)
1611.742(PEP+HexNAc(1)_1)
CID-MS/MS Scan:32344, Noise threshold:1.1
Relative Intensity (%)
512.199(HexNAc(1)Hex(1)Fuc(1)_1)
657.236(NeuAc + Hex + HexNAc)
803.295(HexNAc(1)Hex(1)Fuc(1)NeuAc(1)_1)
949.355(HexNAc(1)Hex(1)Fuc(2)NeuAc(1)_1)
1022.361(HexNAc(2)Hex(2)NeuAc(1)_1)
1546.950
1595.632
1611.740(PEP+HexNAc(1)_1)
1757.795(PEP+HexNAc(1)Fuc(1)_1)
1918.789
1990.810(PEP+HexNAc(5)Hex(6)Fuc(4)_2)
ETD-MS/MS Scan:32345, Noise threshold:0.8
Relative Intensity (%)
126.056(HexNAc − 2H2O − Acetyl)
138.056(HexNAc − 2H2O − CH2O)
150.119
168.067(HexNAc − 2H2O)
186.077(HexNAc − H2O)
204.088(HexNAc)
214.811
238.433
274.095(NeuAc − H2O)
292.104(NeuAc)
366.143(HexNAc + Hex)
512.202(HexNAc(1)Hex(1)Fuc(1)_1)
596.351
657.241(NeuAc + Hex + HexNAc)
715.027
1096.862
1264.377
m/z

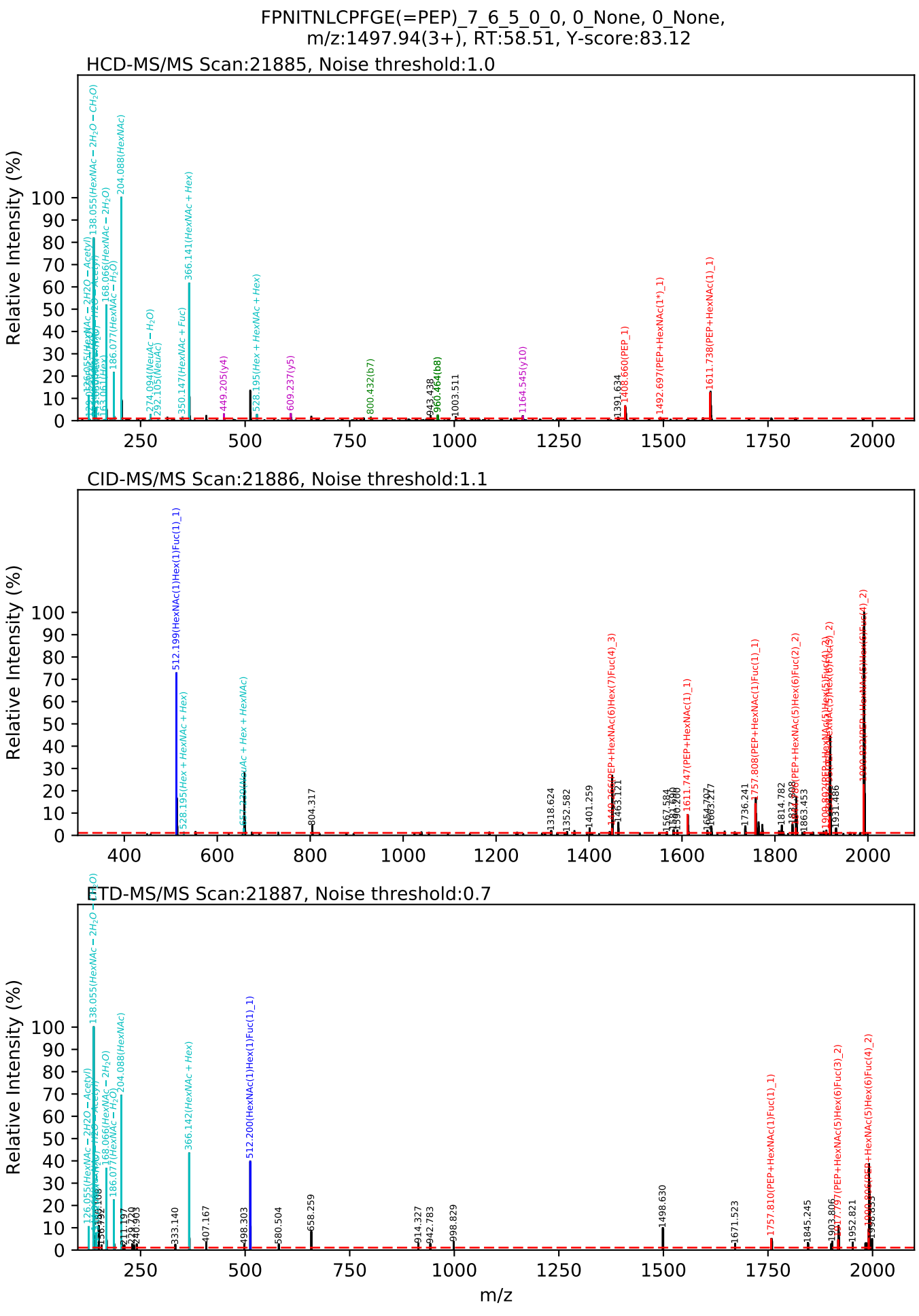
FPNITNLCPFGE(=PEP)_7_6_5_0_0, 0_None, 0_None,
m/z:1497.94(3+), RT:58.51, Y-score:83.12
HCD-MS/MS Scan:21885, Noise threshold:1.0
Relative Intensity (%)
204.088(HexNAc)
366.141(HexNAc + Hex)
449.205(y4)
528.195(Hex + HexNAc + Hex)
609.237(y5)
800.432(b7)
960.464(b8)
1003.511
1164.545(y10)
1391.634
1408.660(PEP_1)
1492.697(PEP+HexNAc(1*)_1)
1611.738(PEP+HexNAc(1)_1)
CID-MS/MS Scan:21886, Noise threshold:1.1
Relative Intensity (%)
512.199(HexNAc(1)Hex(1)Fuc(1)_1)
528.195(Hex + HexNAc + Hex)
804.317
1318.624
1352.582
1401.259
1463.121
1611.747(PEP+HexNAc(1)_1)
1736.241
1757.808(PEP+HexNAc(1)Fuc(1)_1)
1814.782
1863.453
1931.486
ETD-MS/MS Scan:21887, Noise threshold:0.7
Relative Intensity (%)
366.142(HexNAc + Hex)
512.200(HexNAc(1)Hex(1)Fuc(1)_1)
333.140
407.167
498.303
580.504
658.259
914.327
942.783
998.829
1498.630
1671.523
1757.810(PEP+HexNAc(1)Fuc(1)_1)
1845.245
1903.806
1952.821
m/z

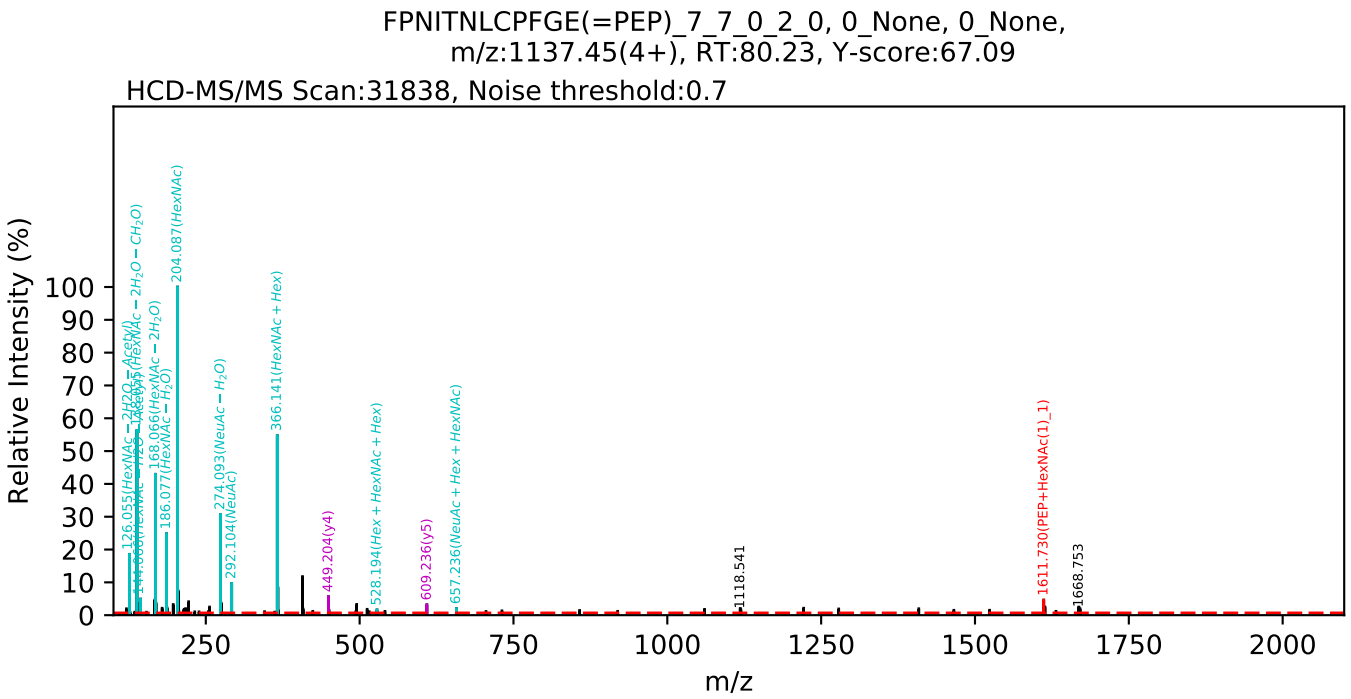
FPNITNLCPFGE(=PEP)_7_7_0_2_0, 0_None, 0_None,
m/z:1137.45(4+), RT:80.23, Y-score:67.09
HCD-MS/MS Scan:31838, Noise threshold:0.7
Relative Intensity (%)
m/z
126.055(HexNAc − 2H2O − CH2O)
144.066(HexNAc − 2H2O)
168.066(HexNAc − 2H2O)
186.077(HexNAc − H2O)
204.087(HexNAc)
274.093(NeuAc − H2O)
292.104(NeuAc)
366.141(HexNAc + Hex)
449.204(y4)
528.194(Hex + HexNAc + Hex)
609.236(y5)
657.236(NeuAc + Hex + HexNAc)
1118.541
1611.730(PEP+HexNAc(1)_1)
1668.753

FPNITNLCPFGE(=PEP)_7_7_0_2_0, 0_None, 0_None,
m/z:1137.45(4+), RT:80.23, Y-score:67.09

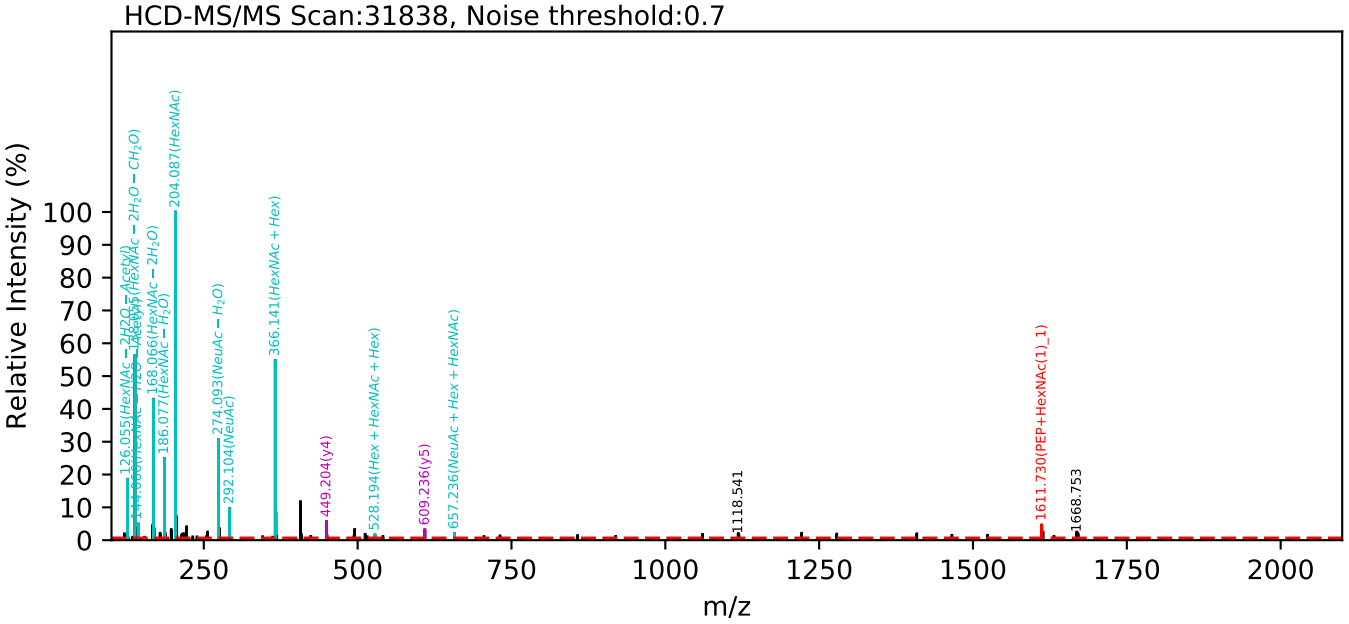

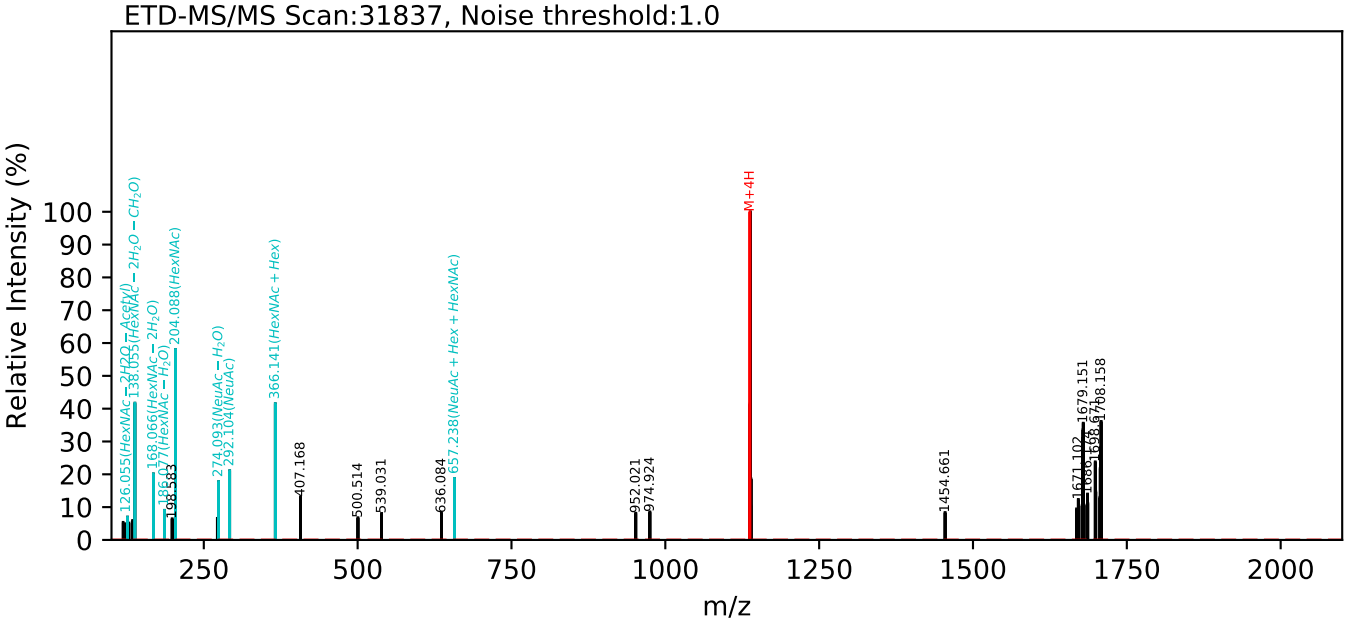

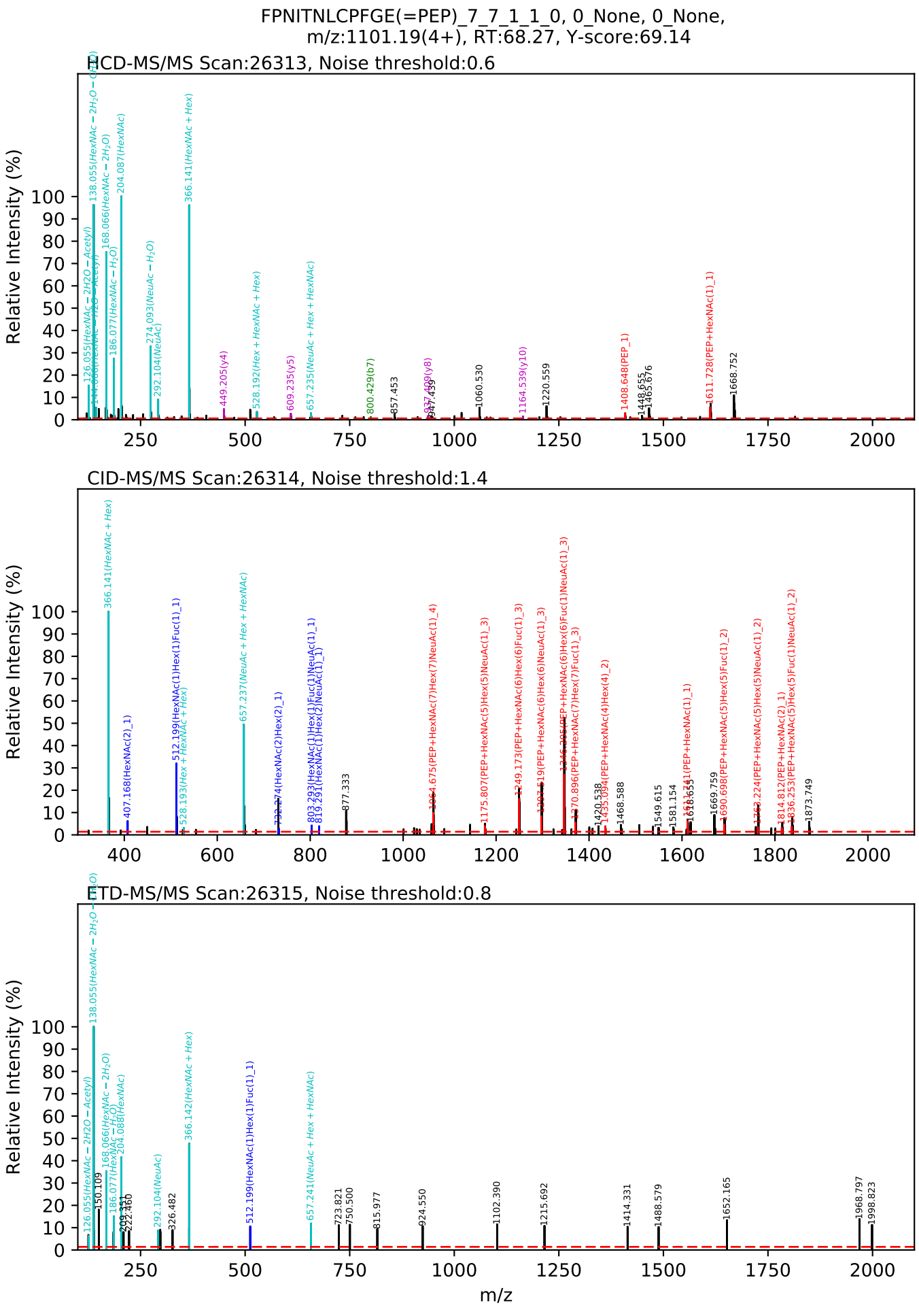
FPNITNLCPFGE(=PEP)_7_7_1_1_0, 0_None, 0_None,
m/z:1101.19(4+), RT:68.27, Y-score:69.14
HCD-MS/MS Scan:26313, Noise threshold:0.6
CID-MS/MS Scan:26314, Noise threshold:1.4
ETD-MS/MS Scan:26315, Noise threshold:0.8
Relative Intensity (%)
m/z

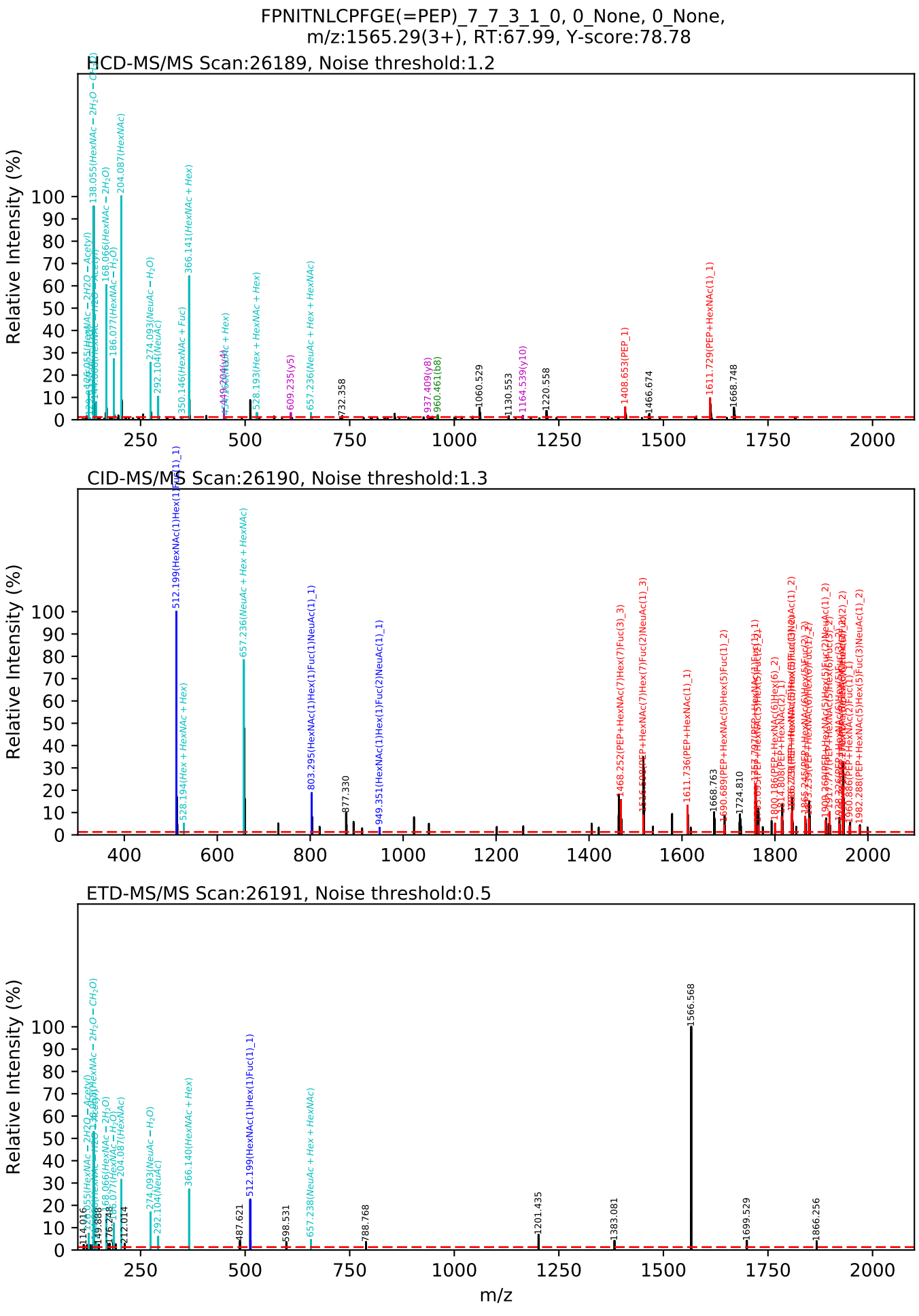
FPNITNLCPFGE(=PEP)_7_7_3_1_0, 0_None, 0_None,
m/z:1565.29(3+), RT:67.99, Y-score:78.78
HCD-MS/MS Scan:26189, Noise threshold:1.2
CID-MS/MS Scan:26190, Noise threshold:1.3
ETD-MS/MS Scan:26191, Noise threshold:0.5
Relative Intensity (%)
m/z

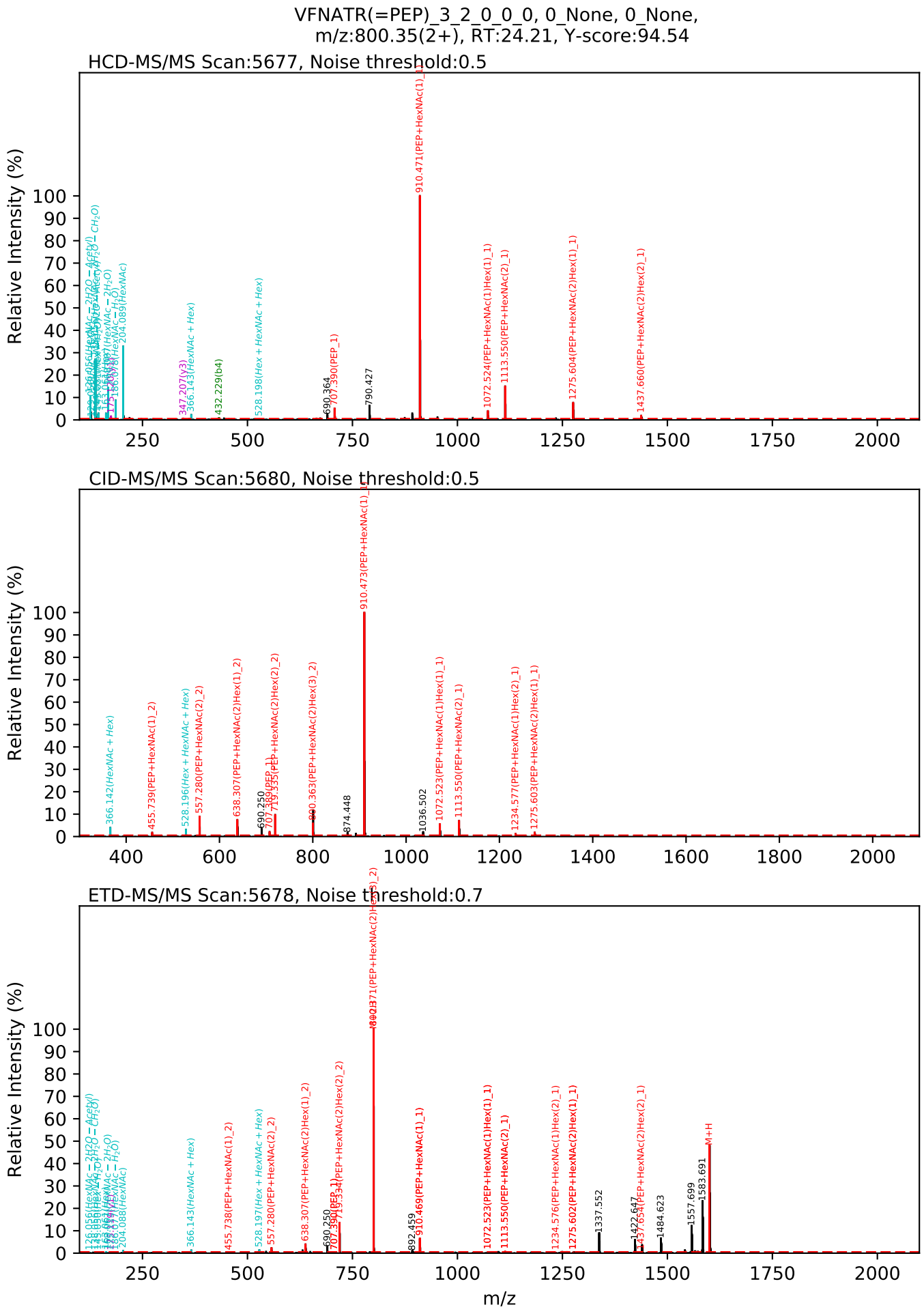
VFNATR(=PEP)_3_2_0_0_0, 0_None, 0_None,
m/z:800.35(2+), RT:24.21, Y-score:94.54
HCD-MS/MS Scan:5677, Noise threshold:0.5
CID-MS/MS Scan:5680, Noise threshold:0.5
ETD-MS/MS Scan:5678, Noise threshold:0.7
Relative Intensity (%)
m/z
910.471(PEP+HexNAc(1)_1)
1072.524(PEP+HexNAc(1)Hex(1)_1)
1113.550(PEP+HexNAc(2)_1)
1275.604(PEP+HexNAc(2)Hex(1)_1)
1437.660(PEP+HexNAc(2)Hex(2)_1)
910.473(PEP+HexNAc(1)_1)
1072.523(PEP+HexNAc(1)Hex(1)_1)
1113.550(PEP+HexNAc(2)_1)
1234.577(PEP+HexNAc(1)Hex(2)_1)
1275.603(PEP+HexNAc(2)Hex(1)_1)
910.469(PEP+HexNAc(1)_1)
1072.523(PEP+HexNAc(1)Hex(1)_1)
1113.550(PEP+HexNAc(2)_1)
1234.576(PEP+HexNAc(1)Hex(2)_1)
1275.602(PEP+HexNAc(2)Hex(1)_1)
1337.552
1437.654(PEP+HexNAc(2)Hex(2)_1)
1484.623
1557.699
1583.691
M+H

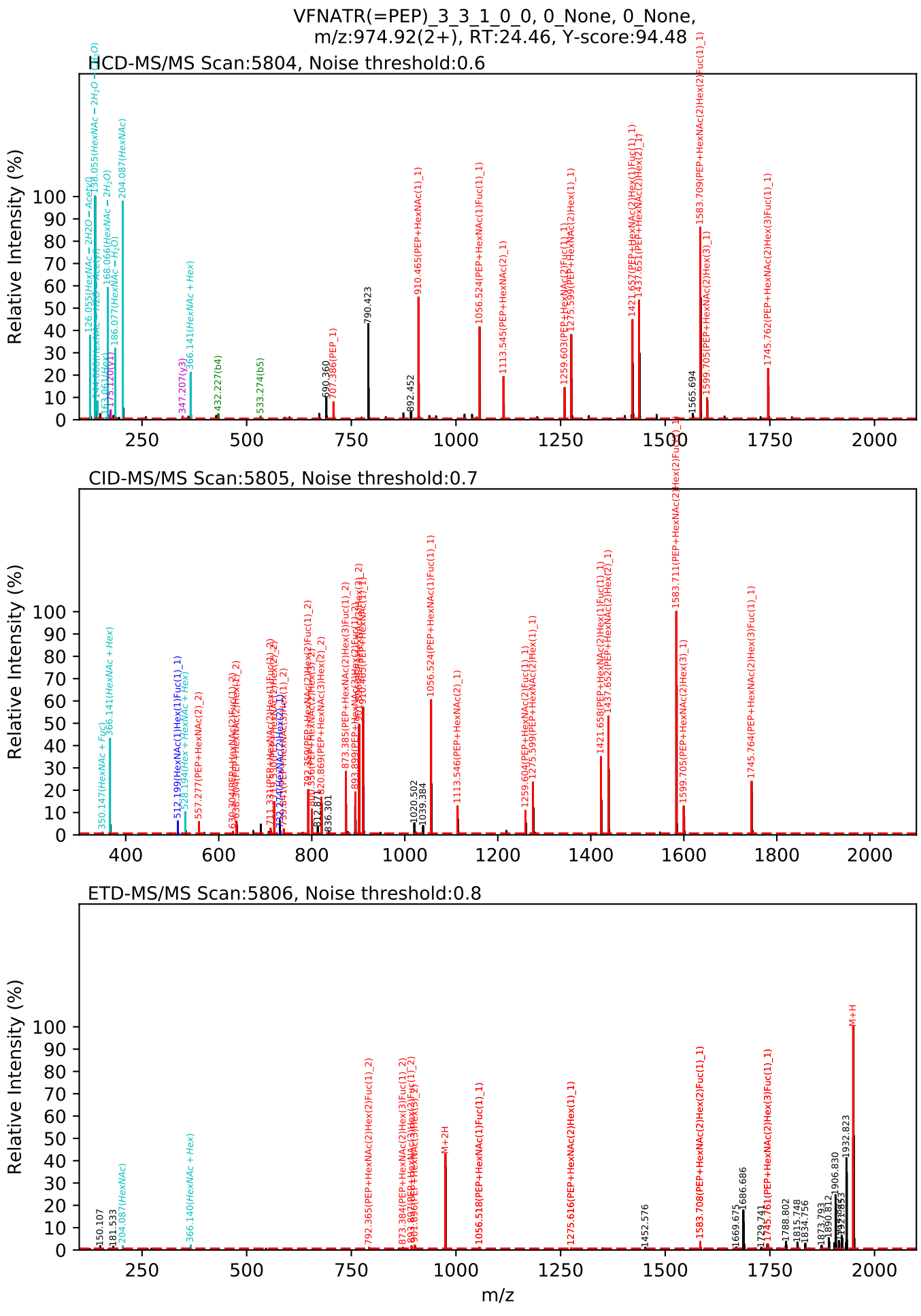
VFNATR(=PEP)_3_3_1_0_0, 0_None, 0_None,
m/z:974.92(2+), RT:24.46, Y-score:94.48
HCD-MS/MS Scan:5804, Noise threshold:0.6
CID-MS/MS Scan:5805, Noise threshold:0.7
ETD-MS/MS Scan:5806, Noise threshold:0.8
Relative Intensity (%)
m/z

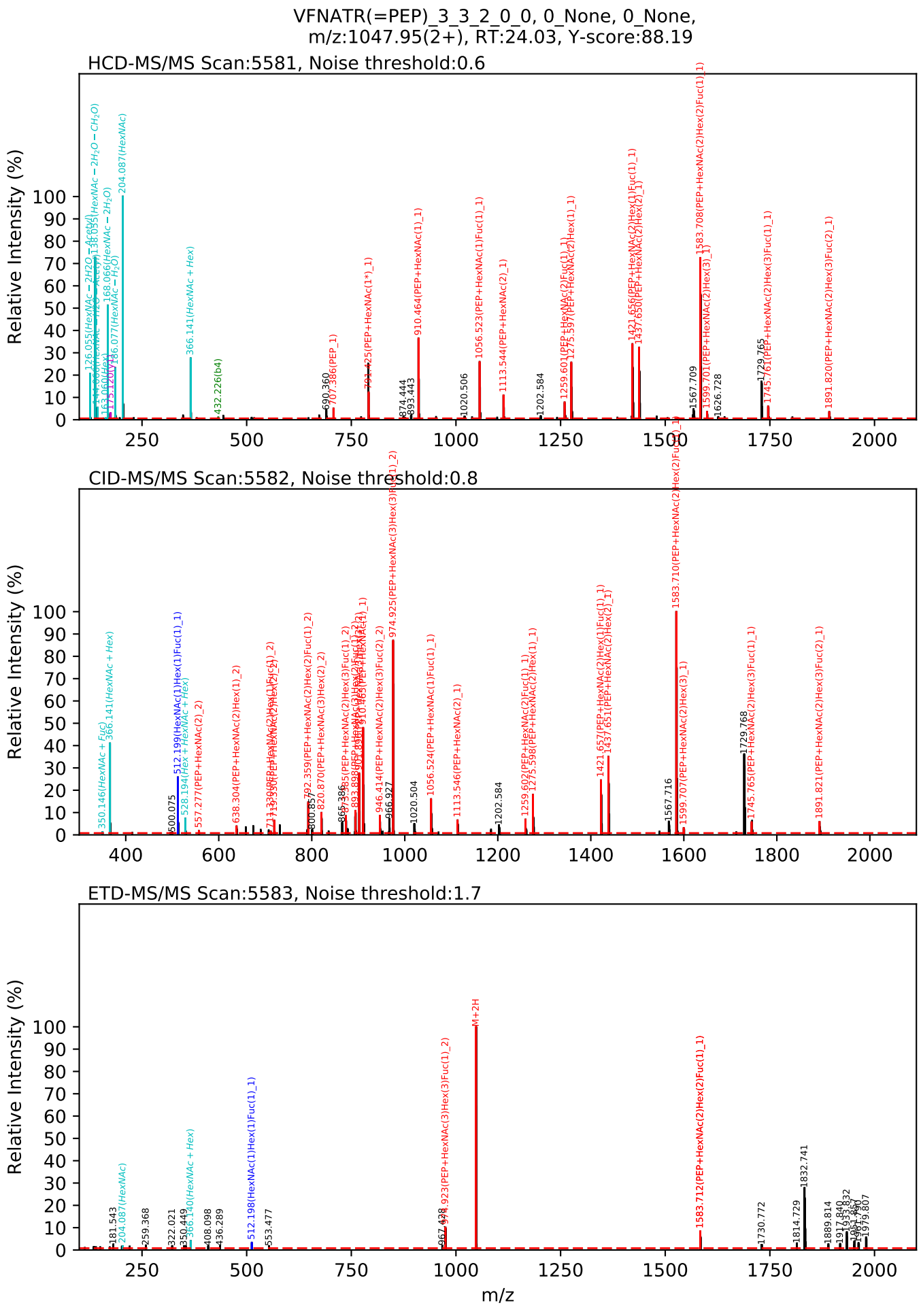
VFNATR(=PEP)_3_3_2_0_0, 0_None, 0_None,
m/z:1047.95(2+), RT:24.03, Y-score:88.19
HCD-MS/MS Scan:5581, Noise threshold:0.6
CID-MS/MS Scan:5582, Noise threshold:0.8
ETD-MS/MS Scan:5583, Noise threshold:1.7
Relative Intensity (%)
m/z

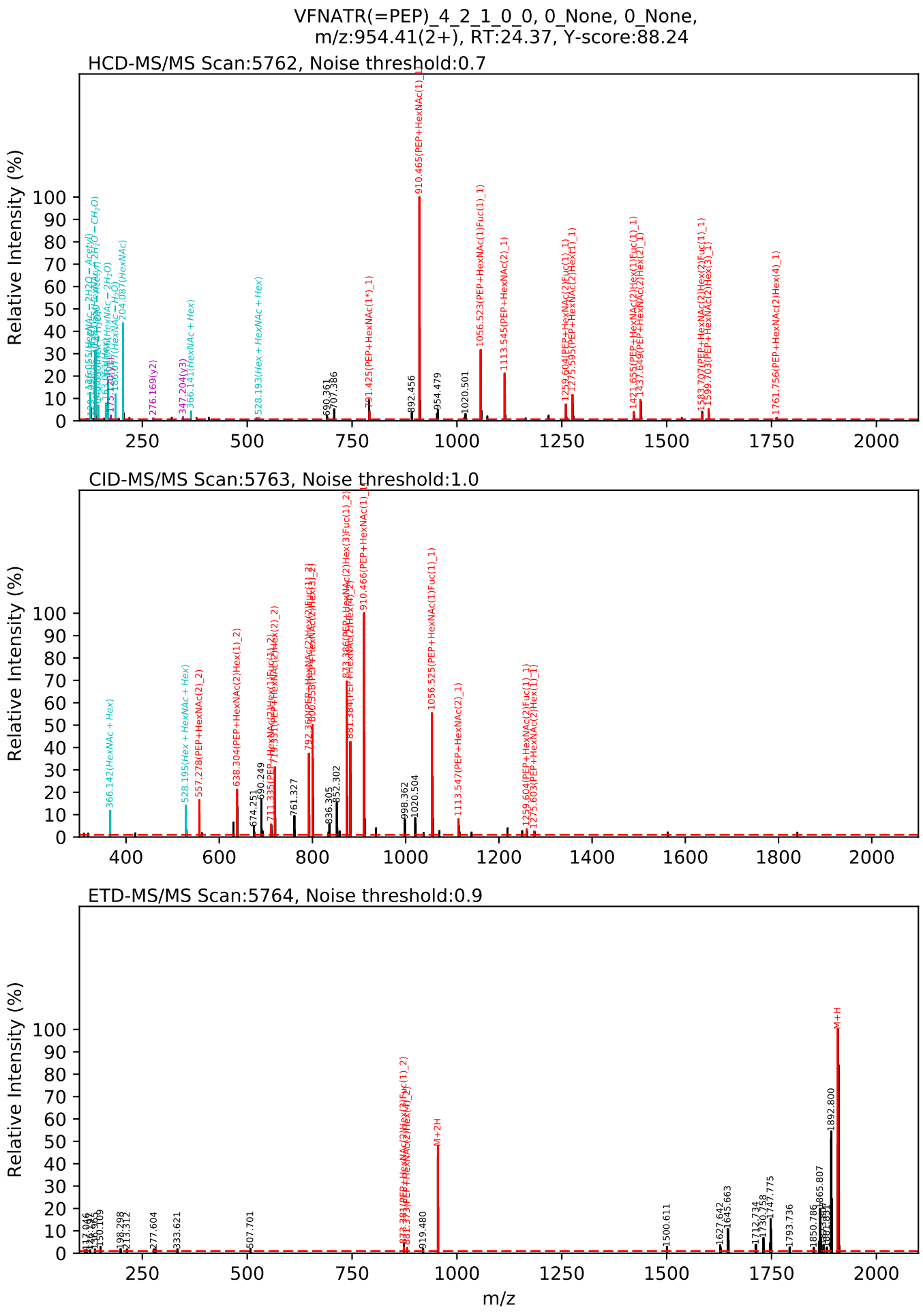
VFNATR(=PEP)_4_2_1_0_0, 0_None, 0_None,
m/z:954.41(2+), RT:24.37, Y-score:88.24
HCD-MS/MS Scan:5762, Noise threshold:0.7
CID-MS/MS Scan:5763, Noise threshold:1.0
ETD-MS/MS Scan:5764, Noise threshold:0.9
Relative Intensity (%)
m/z

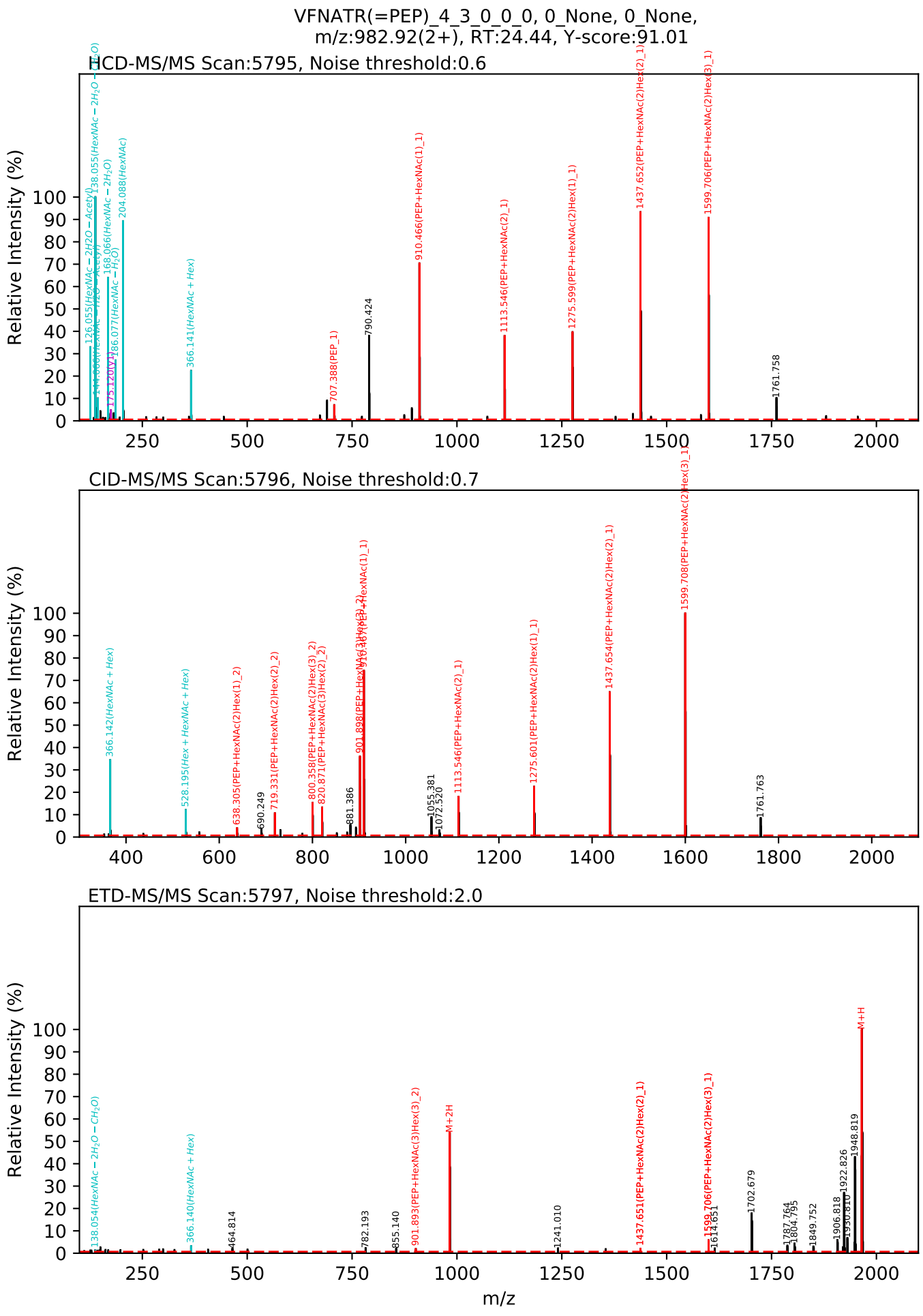
VFNATR(=PEP)_4_3_0_0_0, 0_None, 0_None,
m/z:982.92(2+), RT:24.44, Y-score:91.01
HCD-MS/MS Scan:5795, Noise threshold:0.6
Relative Intensity (%)
366.141(HexNAc + Hex)
707.388(PEP_1)
790.424
910.466(PEP+HexNAc(1)_1)
1113.546(PEP+HexNAc(2)_1)
1275.599(PEP+HexNAc(2)Hex(1)_1)
1437.652(PEP+HexNAc(2)Hex(2)_1)
1599.706(PEP+HexNAc(2)Hex(3)_1)
1761.758
CID-MS/MS Scan:5796, Noise threshold:0.7
Relative Intensity (%)
366.142(HexNAc + Hex)
528.195(Hex + HexNAc + Hex)
638.305(PEP+HexNAc(2)Hex(1)_2)
690.249
719.331(PEP+HexNAc(2)Hex(2)_2)
800.358(PEP+HexNAc(2)Hex(3)_2)
820.871(PEP+HexNAc(3)Hex(2)_2)
881.386
1055.381
1072.520
1113.546(PEP+HexNAc(2)_1)
1275.601(PEP+HexNAc(2)Hex(1)_1)
1437.654(PEP+HexNAc(2)Hex(2)_1)
1599.708(PEP+HexNAc(2)Hex(3)_1)
1761.763
ETD-MS/MS Scan:5797, Noise threshold:2.0
Relative Intensity (%)
366.140(HexNAc + Hex)
464.814
782.193
855.140
901.893(PEP+HexNAc(3)Hex(3)_2)
M+2H
1241.010
1437.651(PEP+HexNAc(2)Hex(2)_1)
1599.706(PEP+HexNAc(2)Hex(3)_1)
1614.651
1702.679
1787.764
1804.795
1849.752
1906.818
1922.826
1930.810
1948.819
M+H
m/z

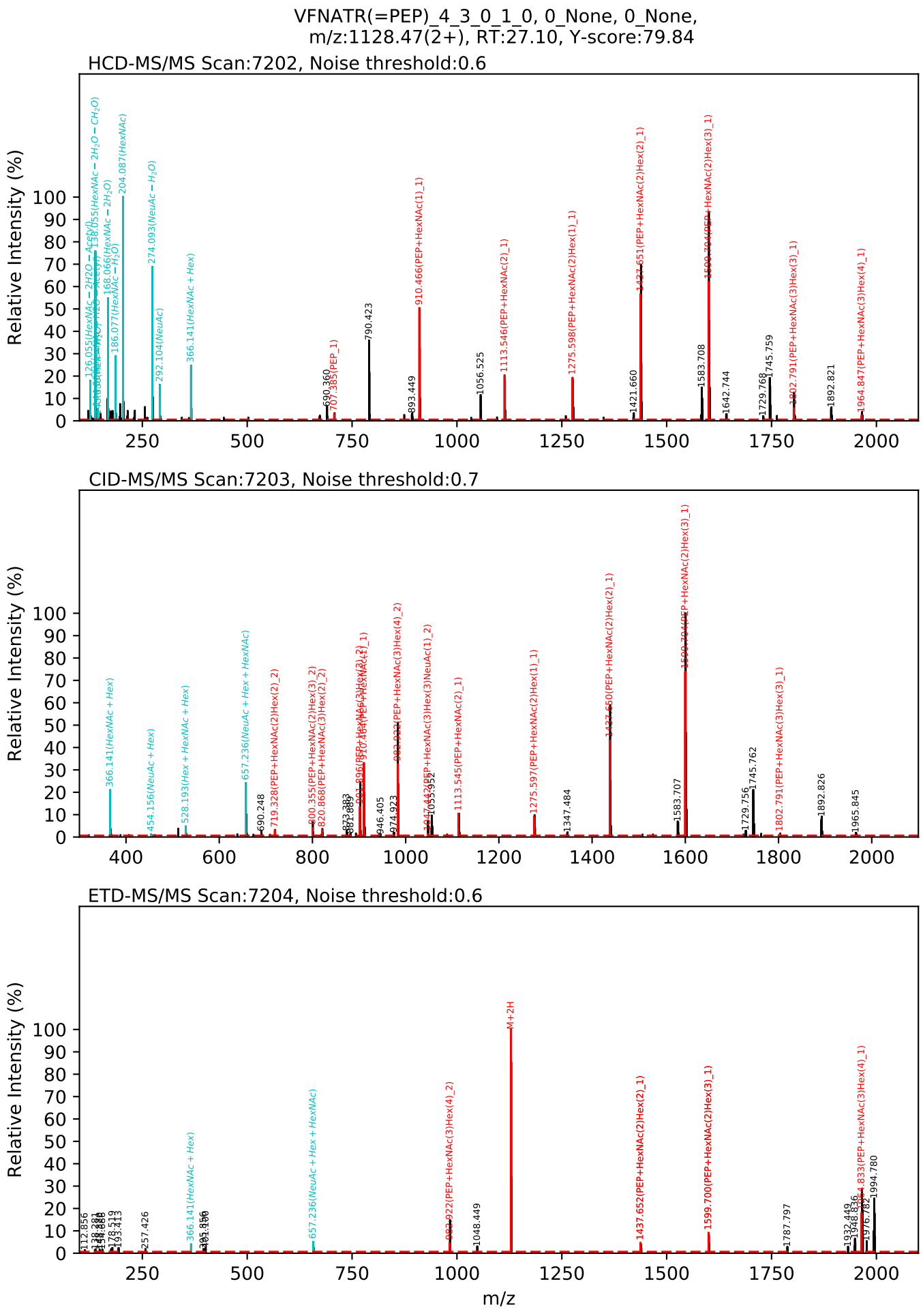
VFNATR(=PEP)_4_3_0_1_0, 0_None, 0_None,
m/z:1128.47(2+), RT:27.10, Y-score:79.84
HCD-MS/MS Scan:7202, Noise threshold:0.6
CID-MS/MS Scan:7203, Noise threshold:0.7
ETD-MS/MS Scan:7204, Noise threshold:0.6
Relative Intensity (%)
m/z

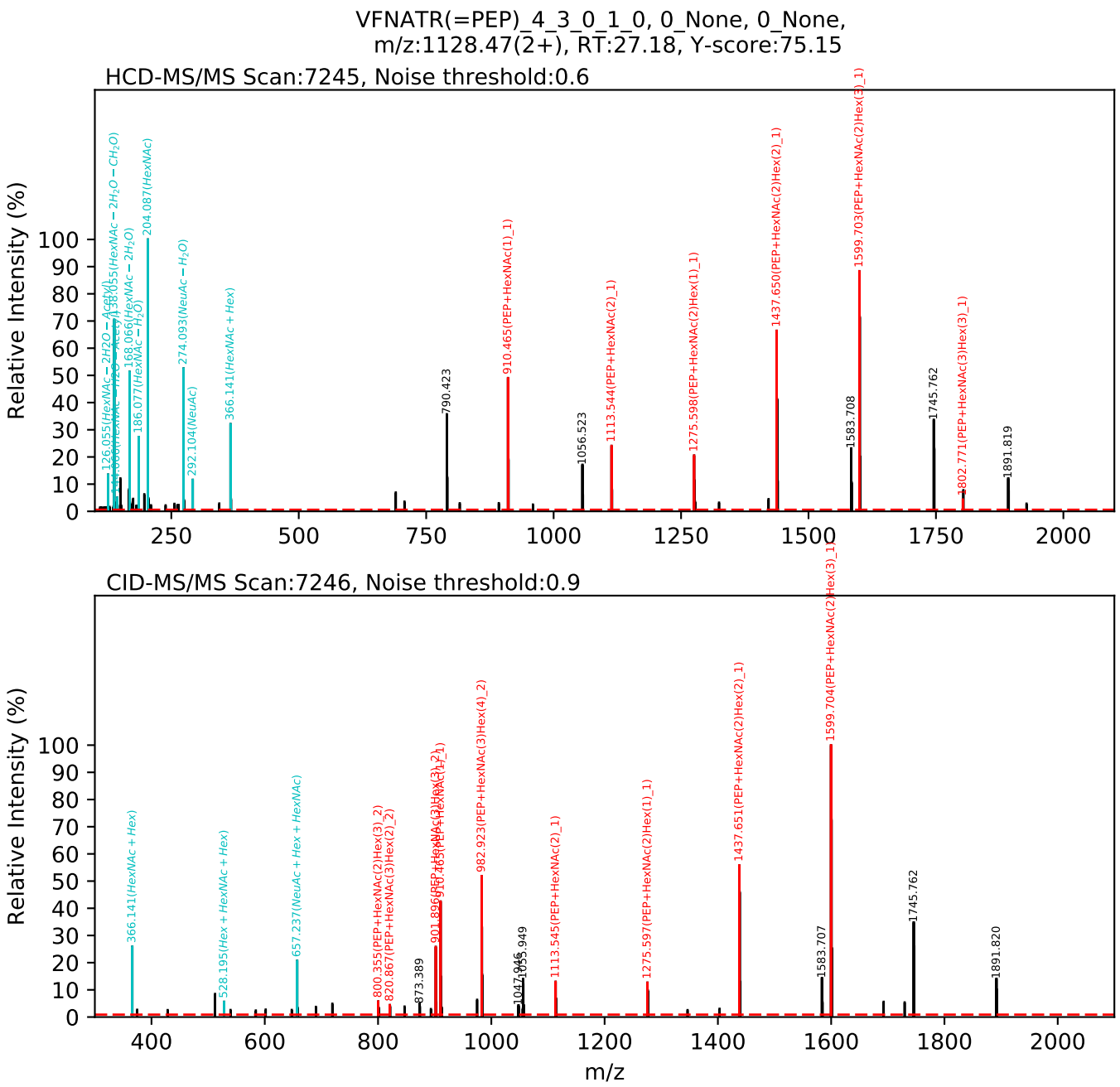
VFNATR(=PEP)_4_3_0_1_0, 0_None, 0_None,
m/z:1128.47(2+), RT:27.18, Y-score:75.15
HCD-MS/MS Scan:7245, Noise threshold:0.6
Relative Intensity (%)
366.141(HexNAc + Hex)
790.423
910.465(PEP+HexNAc(1)_1)
1056.523
1113.544(PEP+HexNAc(2)_1)
1275.598(PEP+HexNAc(2)Hex(1)_1)
1437.650(PEP+HexNAc(2)Hex(2)_1)
1583.708
1599.703(PEP+HexNAc(2)Hex(3)_1)
1745.762
1802.771(PEP+HexNAc(3)Hex(3)_1)
1891.819
CID-MS/MS Scan:7246, Noise threshold:0.9
Relative Intensity (%)
366.141(HexNAc + Hex)
528.195(Hex + HexNAc + Hex)
657.237(NeuAc + Hex + HexNAc)
800.355(PEP+HexNAc(2)Hex(3)_2)
820.867(PEP+HexNAc(3)Hex(2)_2)
873.389
982.923(PEP+HexNAc(3)Hex(4)_2)
1055.949
1113.545(PEP+HexNAc(2)_1)
1275.597(PEP+HexNAc(2)Hex(1)_1)
1437.651(PEP+HexNAc(2)Hex(2)_1)
1583.707
1599.704(PEP+HexNAc(2)Hex(3)_1)
1745.762
1891.820
m/z

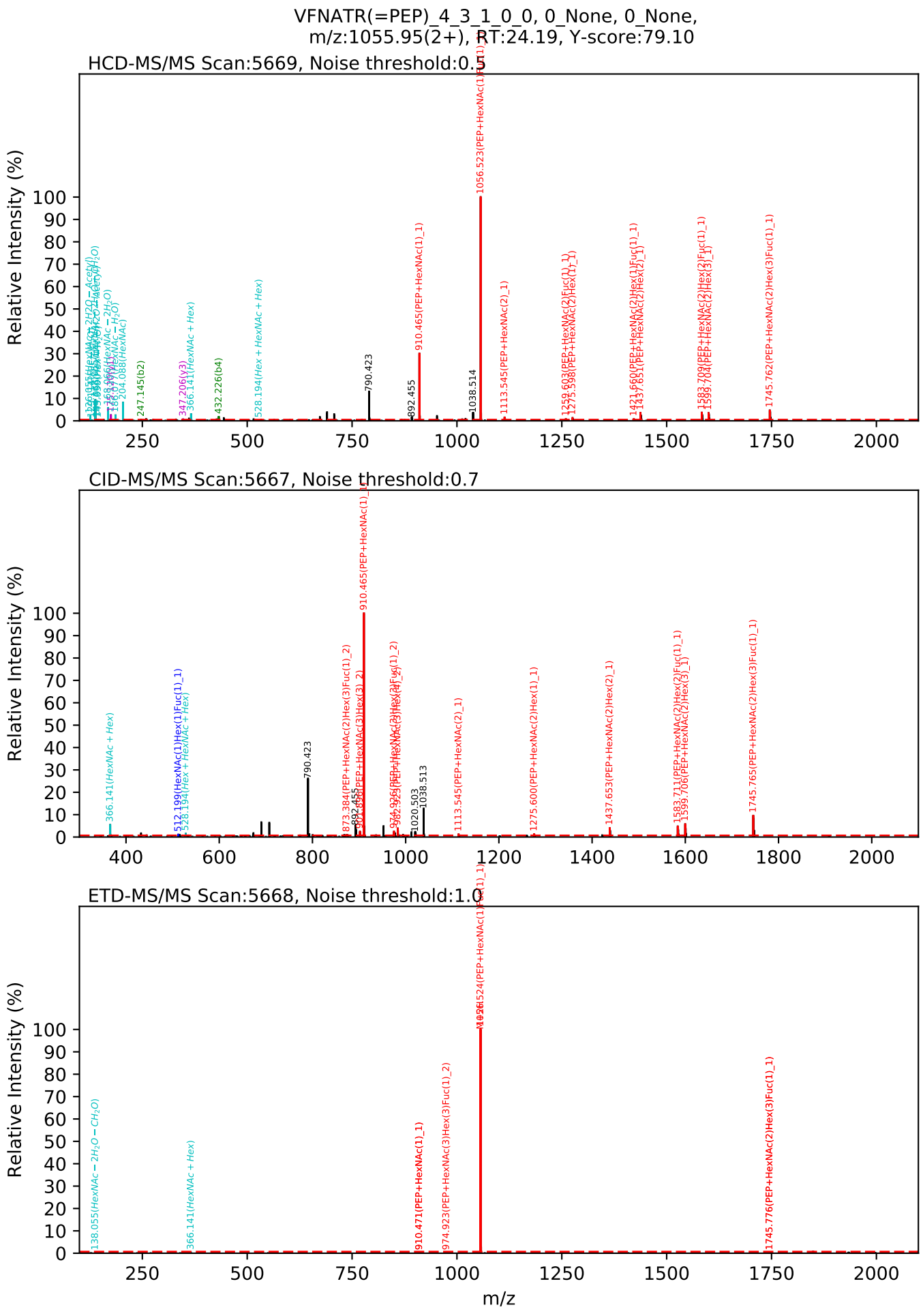
VFNATR(=PEP)_4_3_1_0_0, 0_None, 0_None,
m/z:1055.95(2+), RT:24.19, Y-score:79.10
HCD-MS/MS Scan:5669, Noise threshold:0.5
CID-MS/MS Scan:5667, Noise threshold:0.7
ETD-MS/MS Scan:5668, Noise threshold:1.0
Relative Intensity (%)
m/z
1056.523(PEP+HexNAc(1)_1)
910.465(PEP+HexNAc(1)_1)
790.423
1038.514
892.455
1113.545(PEP+HexNAc(2)_1)
1745.762(PEP+HexNAc(2)Hex(3)Fuc(1)_1)
366.141(HexNAc+Hex)
247.145(b2)
432.226(b4)
528.194(Hex+HexNAc+Hex)
204.088(HexNAc)
1038.513
1020.503
1275.600(PEP+HexNAc(2)Hex(1)_1)
1437.653(PEP+HexNAc(2)Hex(2)_1)
1745.765(PEP+HexNAc(2)Hex(3)Fuc(1)_1)
1745.776(PEP+HexNAc(2)Hex(3)Fuc(1)_1)

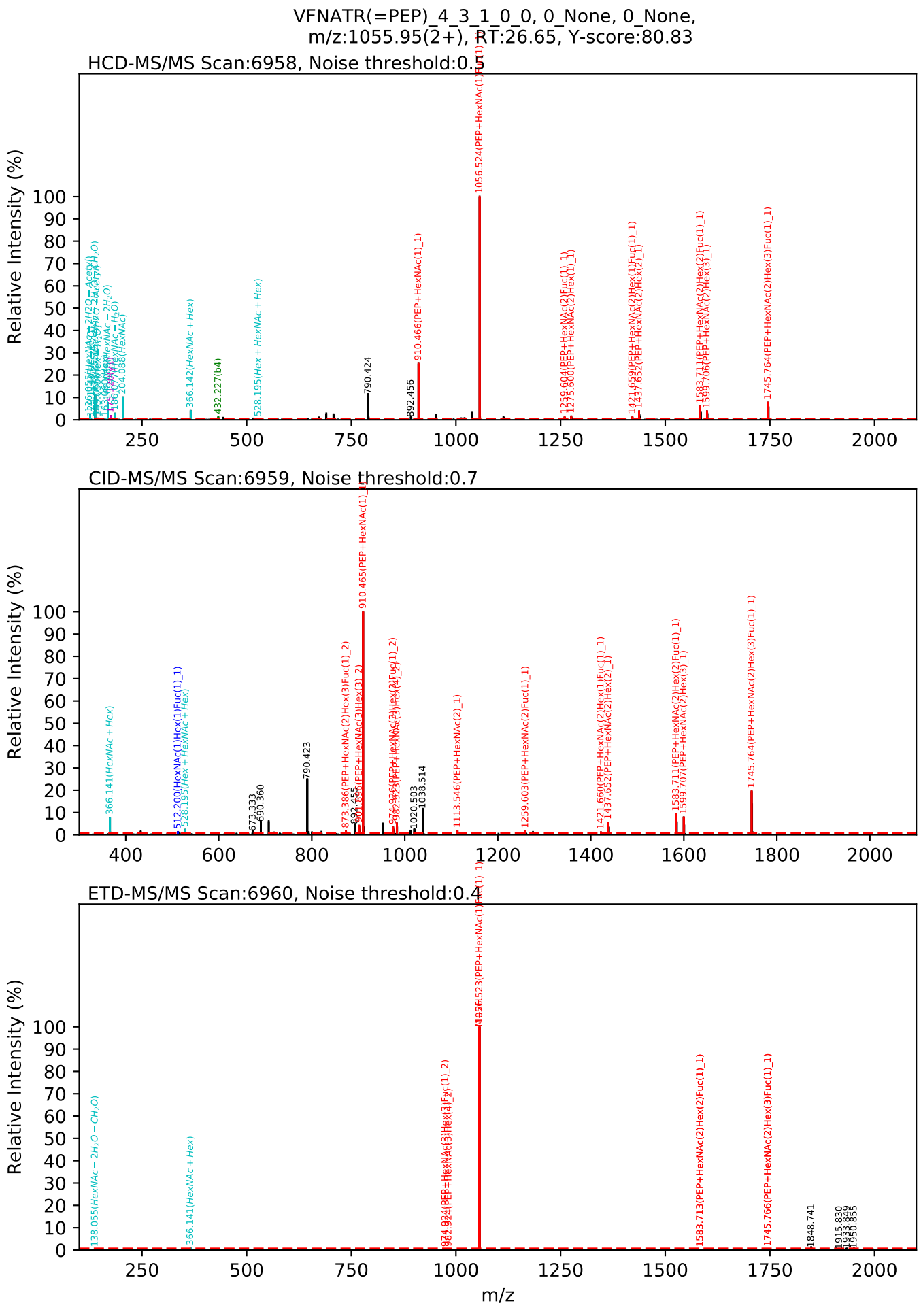
VFNATR(=PEP)_4_3_1_0_0, 0_None, 0_None,
m/z:1055.95(2+), RT:26.65, Y-score:80.83
HCD-MS/MS Scan:6958, Noise threshold:0.5
CID-MS/MS Scan:6959, Noise threshold:0.7
ETD-MS/MS Scan:6960, Noise threshold:0.4
Relative Intensity (%)
m/z

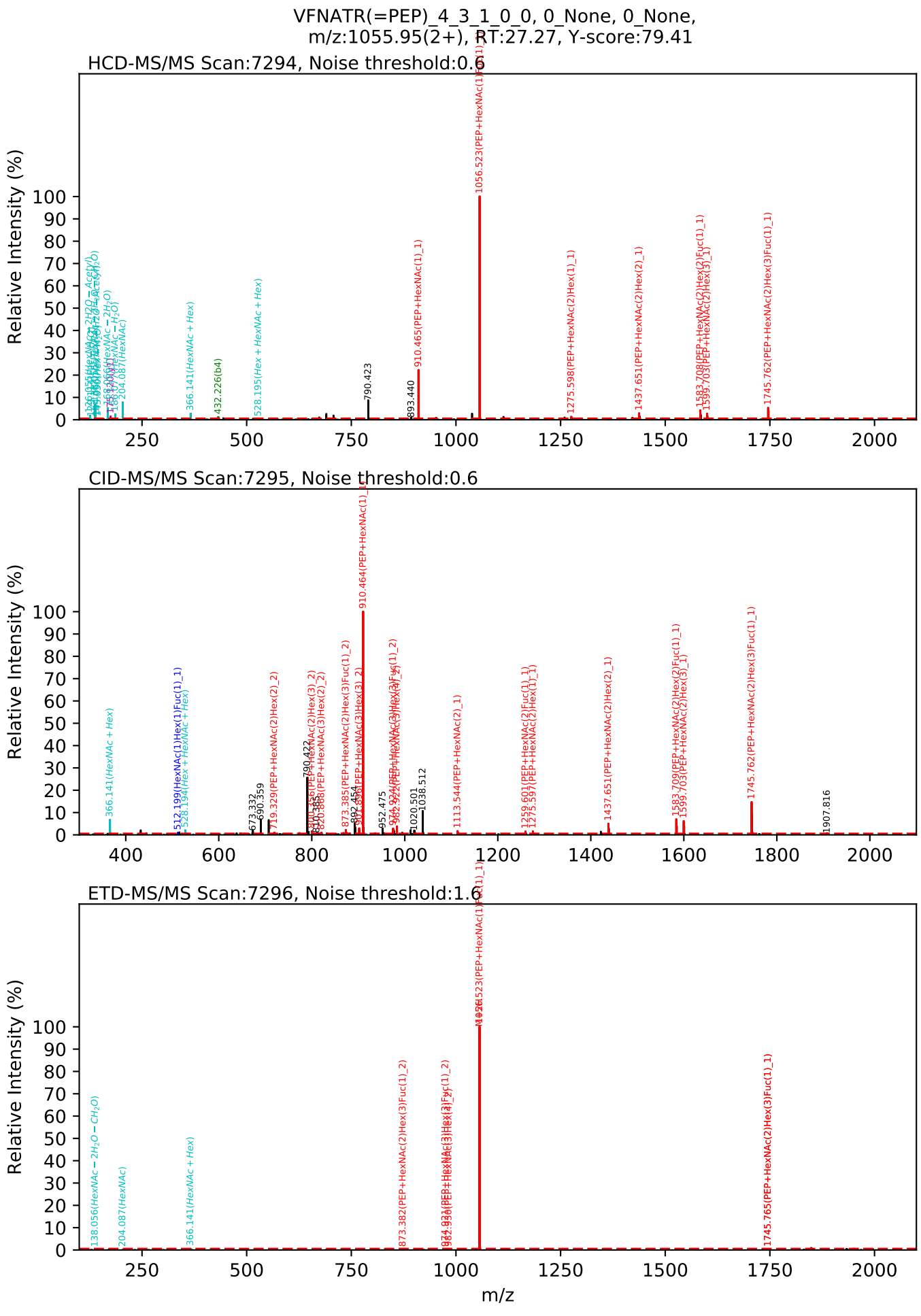
VFNATR(=PEP)_4_3_1_0_0, 0_None, 0_None,
m/z:1055.95(2+), RT:27.27, Y-score:79.41
HCD-MS/MS Scan:7294, Noise threshold:0.6
CID-MS/MS Scan:7295, Noise threshold:0.6
ETD-MS/MS Scan:7296, Noise threshold:1.6
Relative Intensity (%)
m/z
366.141(HexNAc + Hex)
432.226(b4)
528.195(Hex + HexNAc + Hex)
790.423
893.440
910.465(PEP+HexNAc(1)_1)
1056.523(PEP+HexNAc(1)_1)
1275.598(PEP+HexNAc(2)Hex(1)_1)
1437.651(PEP+HexNAc(2)Hex(2)_1)
1745.762(PEP+HexNAc(2)Hex(3)Fuc(1)_1)
910.464(PEP+HexNAc(1)_1)
1038.512
1113.544(PEP+HexNAc(2)_1)
1907.816
1745.765(PEP+HexNAc(2)Hex(3)Fuc(1)_1)

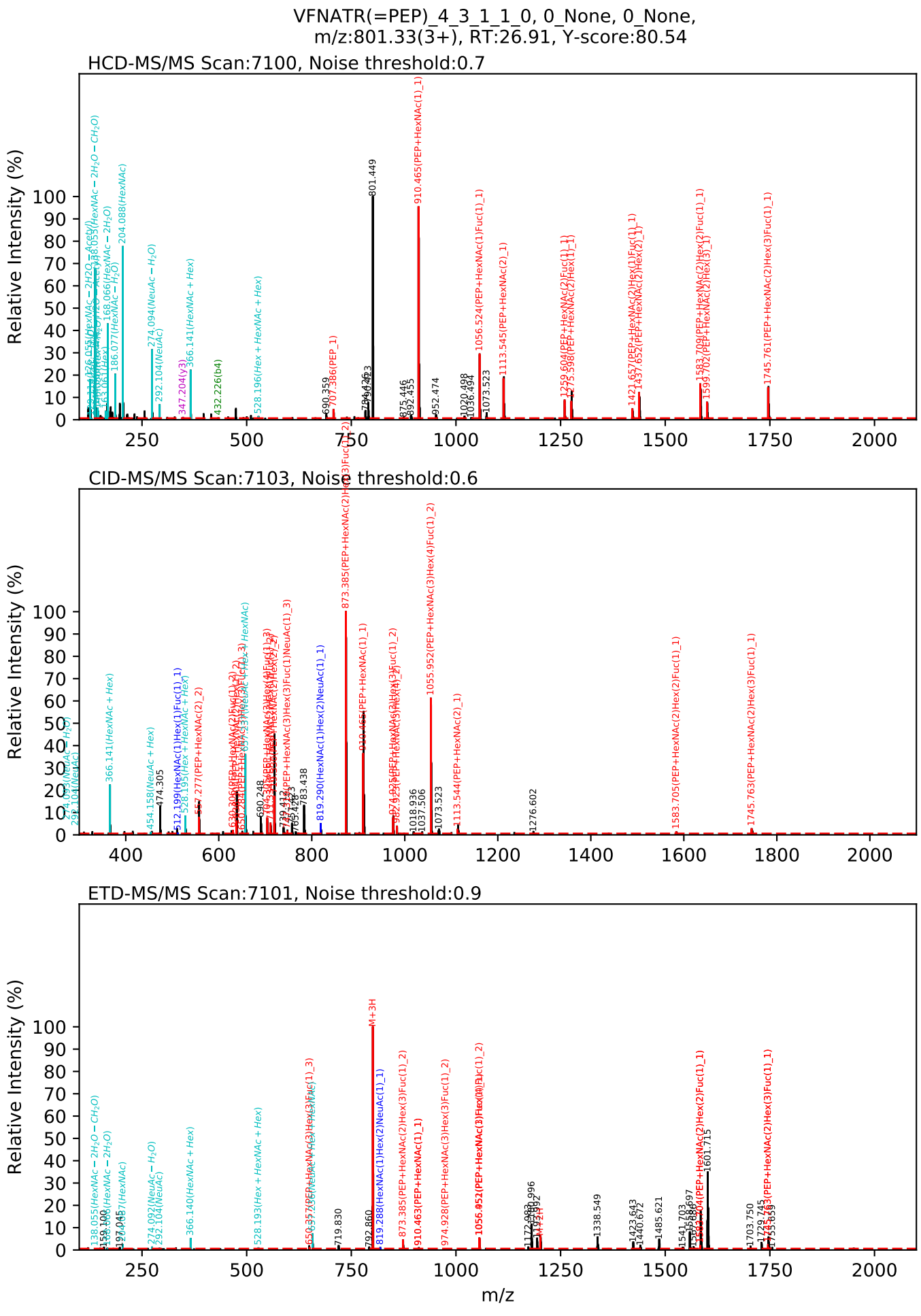
VFNATR(=PEP)_4_3_1_1_0, 0_None, 0_None,
m/z:801.33(3+), RT:26.91, Y-score:80.54
HCD-MS/MS Scan:7100, Noise threshold:0.7
CID-MS/MS Scan:7103, Noise threshold:0.6
ETD-MS/MS Scan:7101, Noise threshold:0.9
Relative Intensity (%)
m/z

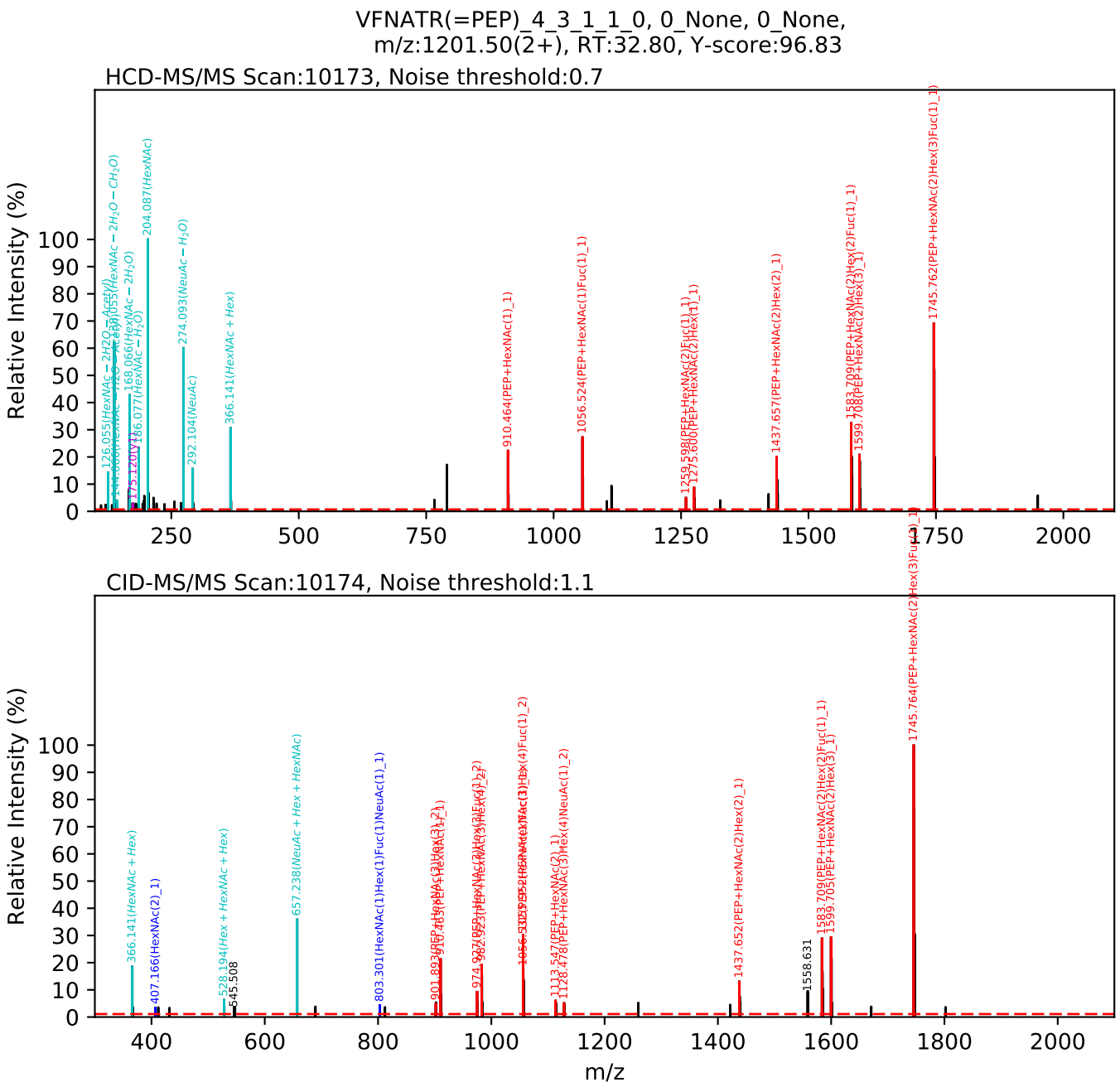
VFNATR(=PEP)_4_3_1_1_0, 0_None, 0_None,
m/z:1201.50(2+), RT:32.80, Y-score:96.83
HCD-MS/MS Scan:10173, Noise threshold:0.7
Relative Intensity (%)
204.087(HexNAc)
274.093(NeuAc − H2O)
292.104(NeuAc)
366.141(HexNAc + Hex)
910.464(PEP+HexNAc(1)_1)
1056.524(PEP+HexNAc(1)Fuc(1)_1)
1437.657(PEP+HexNAc(2)Hex(2)_1)
1745.762(PEP+HexNAc(2)Hex(3)Fuc(1)_1)
CID-MS/MS Scan:10174, Noise threshold:1.1
Relative Intensity (%)
366.141(HexNAc + Hex)
407.166(HexNAc(2)_1)
528.194(Hex + HexNAc + Hex)
545.508
657.238(NeuAc + Hex + HexNAc)
803.301(HexNAc(1)Hex(1)Fuc(1)NeuAc(1)_1)
1437.652(PEP+HexNAc(2)Hex(2)_1)
1558.631
1745.764(PEP+HexNAc(2)Hex(3)Fuc(1)_1)
m/z

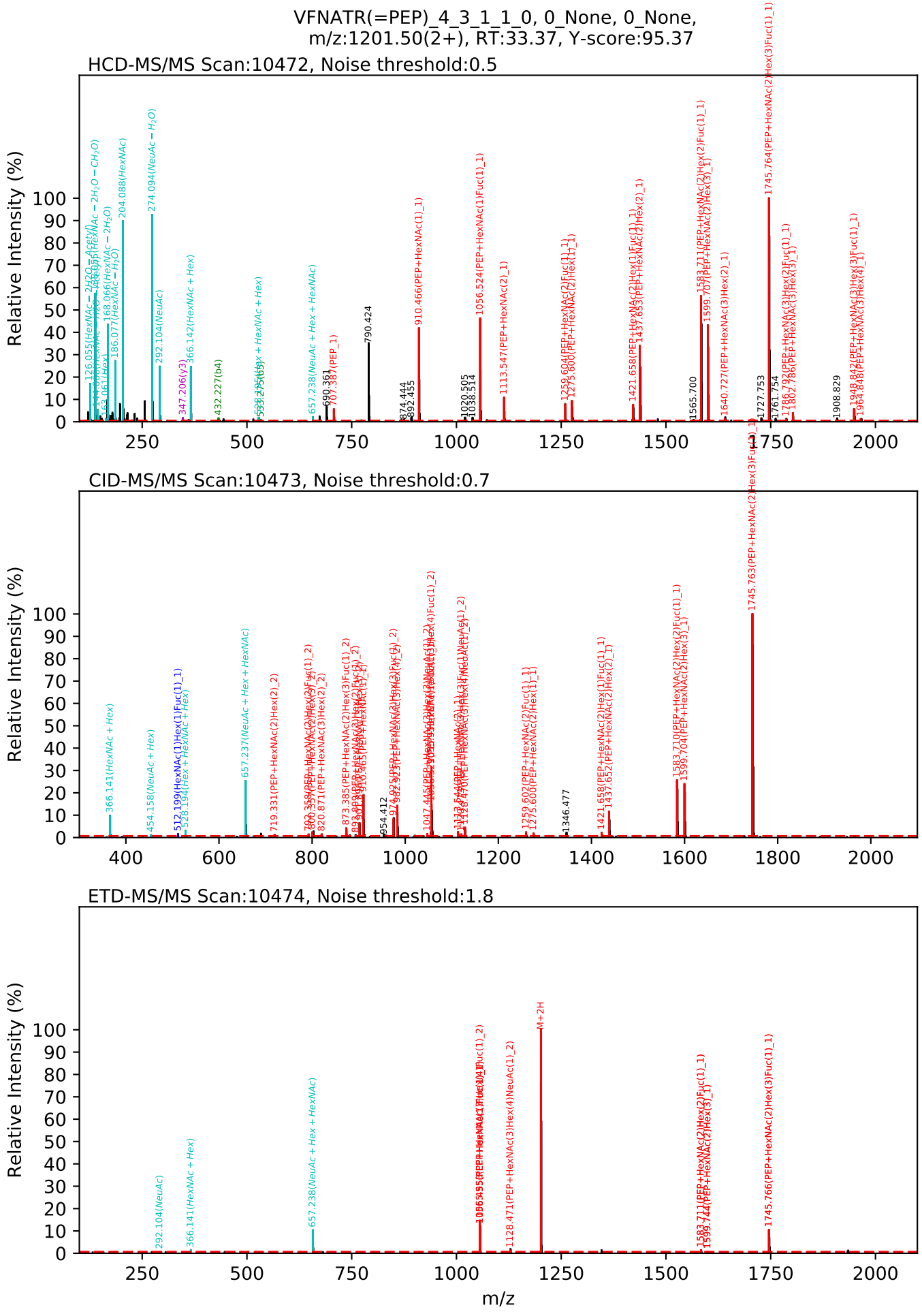
VFNATR(=PEP)_4_3_1_1_0, 0_None, 0_None,
m/z:1201.50(2+), RT:33.37, Y-score:95.37
HCD-MS/MS Scan:10472, Noise threshold:0.5
CID-MS/MS Scan:10473, Noise threshold:0.7
ETD-MS/MS Scan:10474, Noise threshold:1.8
Relative Intensity (%)
m/z

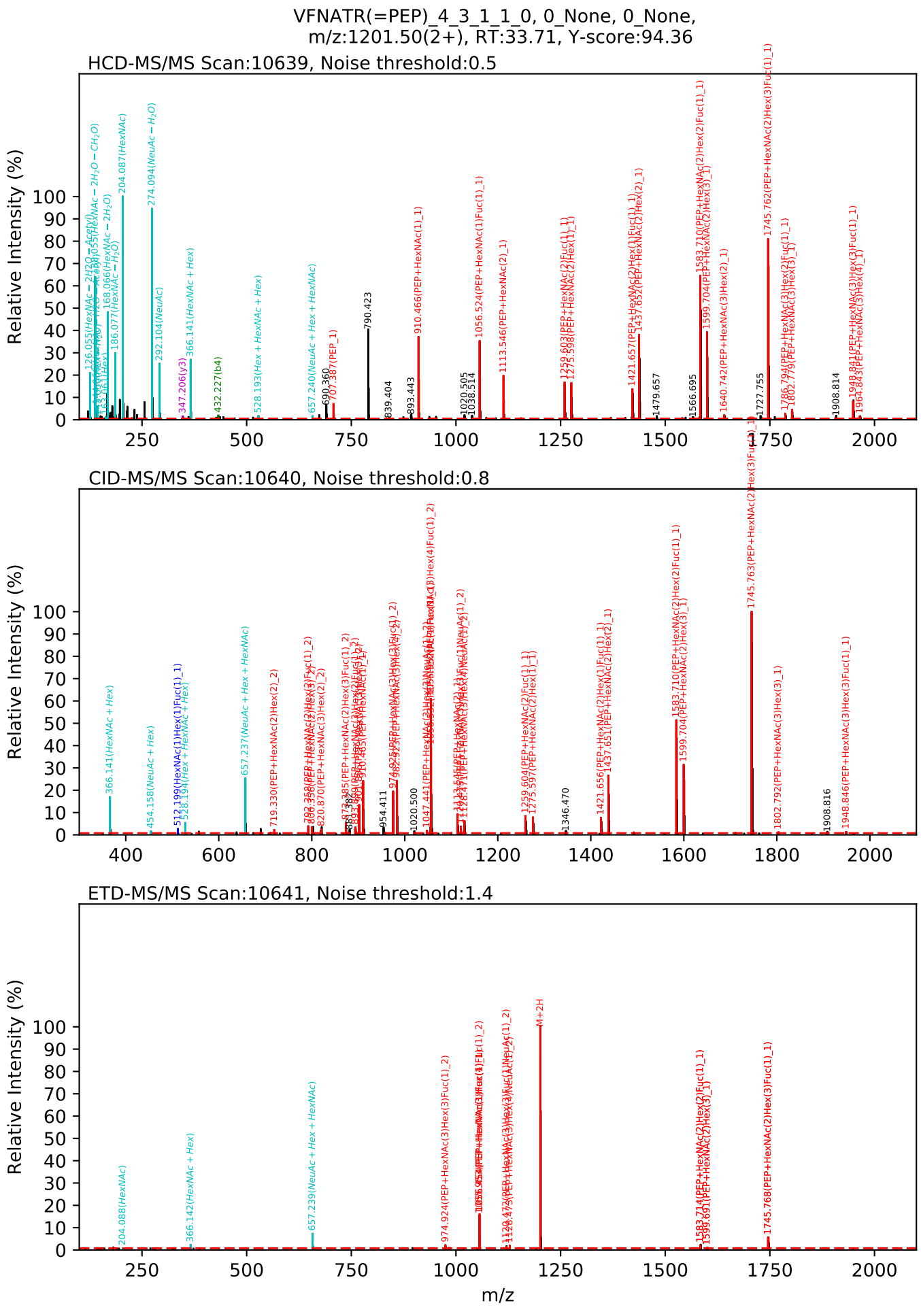
VFNATR(=PEP)_4_3_1_1_0, 0_None, 0_None,
m/z:1201.50(2+), RT:33.71, Y-score:94.36
HCD-MS/MS Scan:10639, Noise threshold:0.5
CID-MS/MS Scan:10640, Noise threshold:0.8
ETD-MS/MS Scan:10641, Noise threshold:1.4
Relative Intensity (%)
m/z

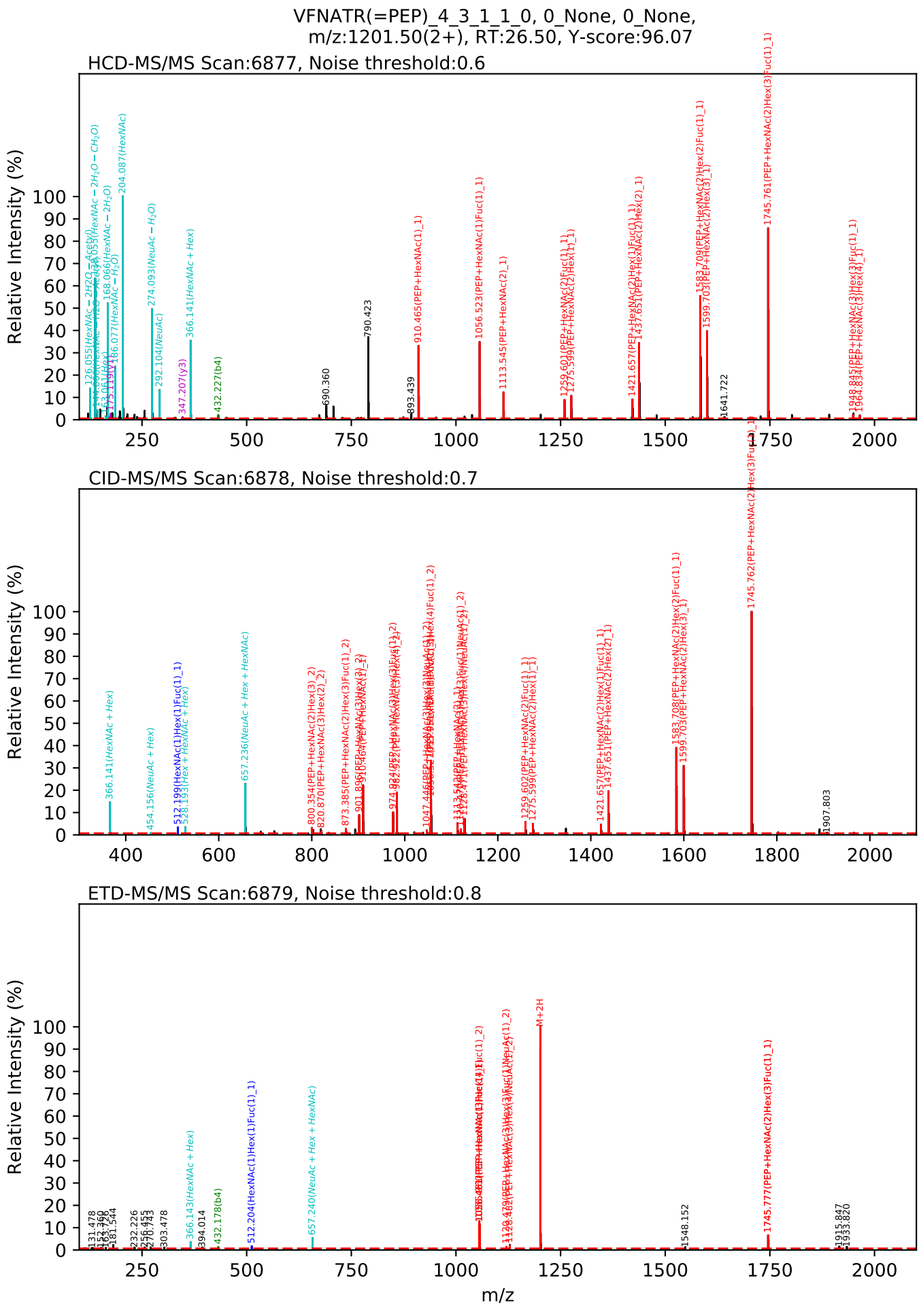
VFNATR(=PEP)_4_3_1_1_0, 0_None, 0_None,
m/z:1201.50(2+), RT:26.50, Y-score:96.07
HCD-MS/MS Scan:6877, Noise threshold:0.6
CID-MS/MS Scan:6878, Noise threshold:0.7
ETD-MS/MS Scan:6879, Noise threshold:0.8
Relative Intensity (%)
m/z

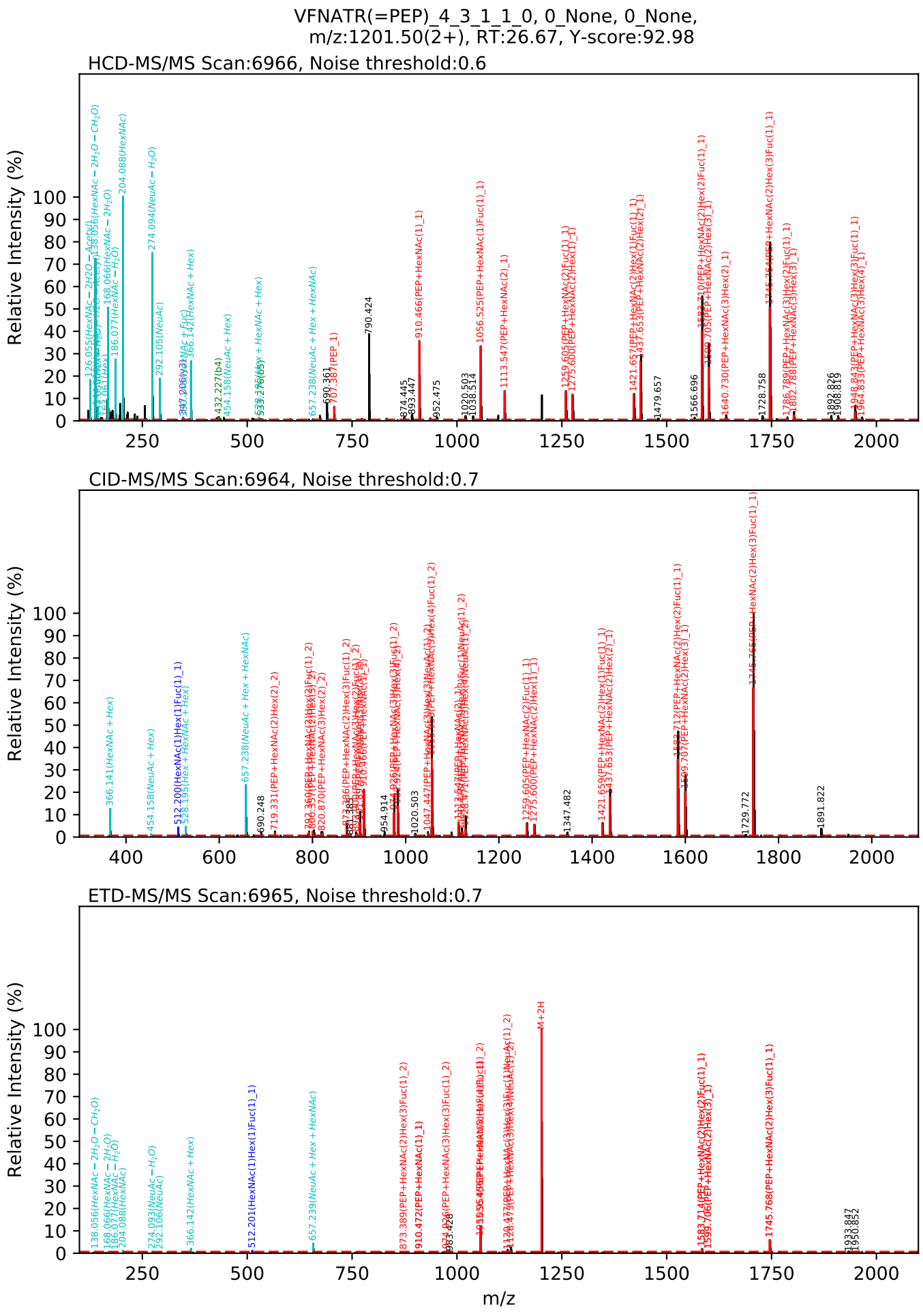
VFNATR(=PEP)_4_3_1_1_0, 0_None, 0_None,
m/z:1201.50(2+), RT:26.67, Y-score:92.98
HCD-MS/MS Scan:6966, Noise threshold:0.6
CID-MS/MS Scan:6964, Noise threshold:0.7
ETD-MS/MS Scan:6965, Noise threshold:0.7
Relative Intensity (%)
m/z

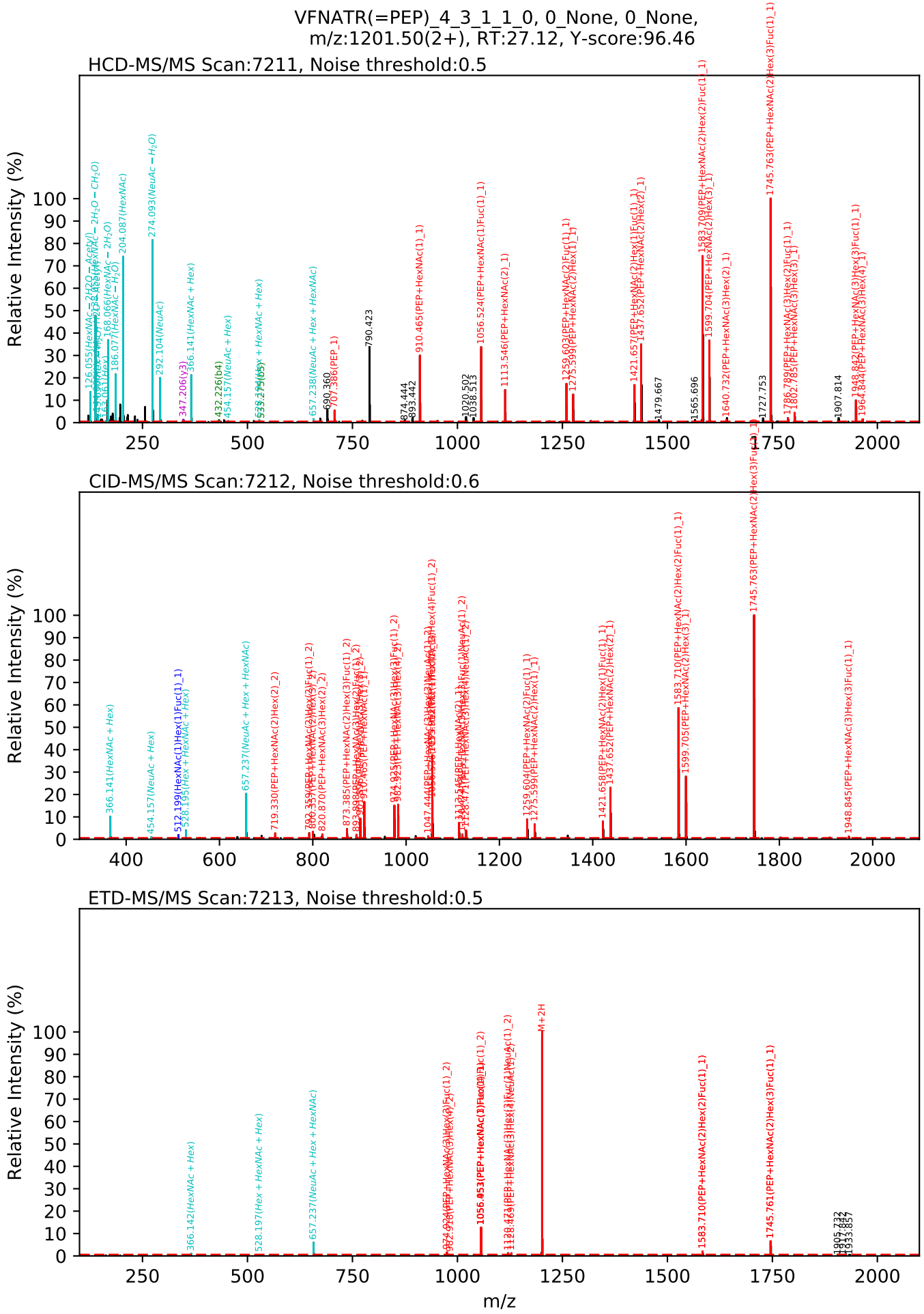
VFNATR(=PEP)_4_3_1_1_0, 0_None, 0_None,
m/z:1201.50(2+), RT:27.12, Y-score:96.46
HCD-MS/MS Scan:7211, Noise threshold:0.5
CID-MS/MS Scan:7212, Noise threshold:0.6
ETD-MS/MS Scan:7213, Noise threshold:0.5
Relative Intensity (%)
m/z

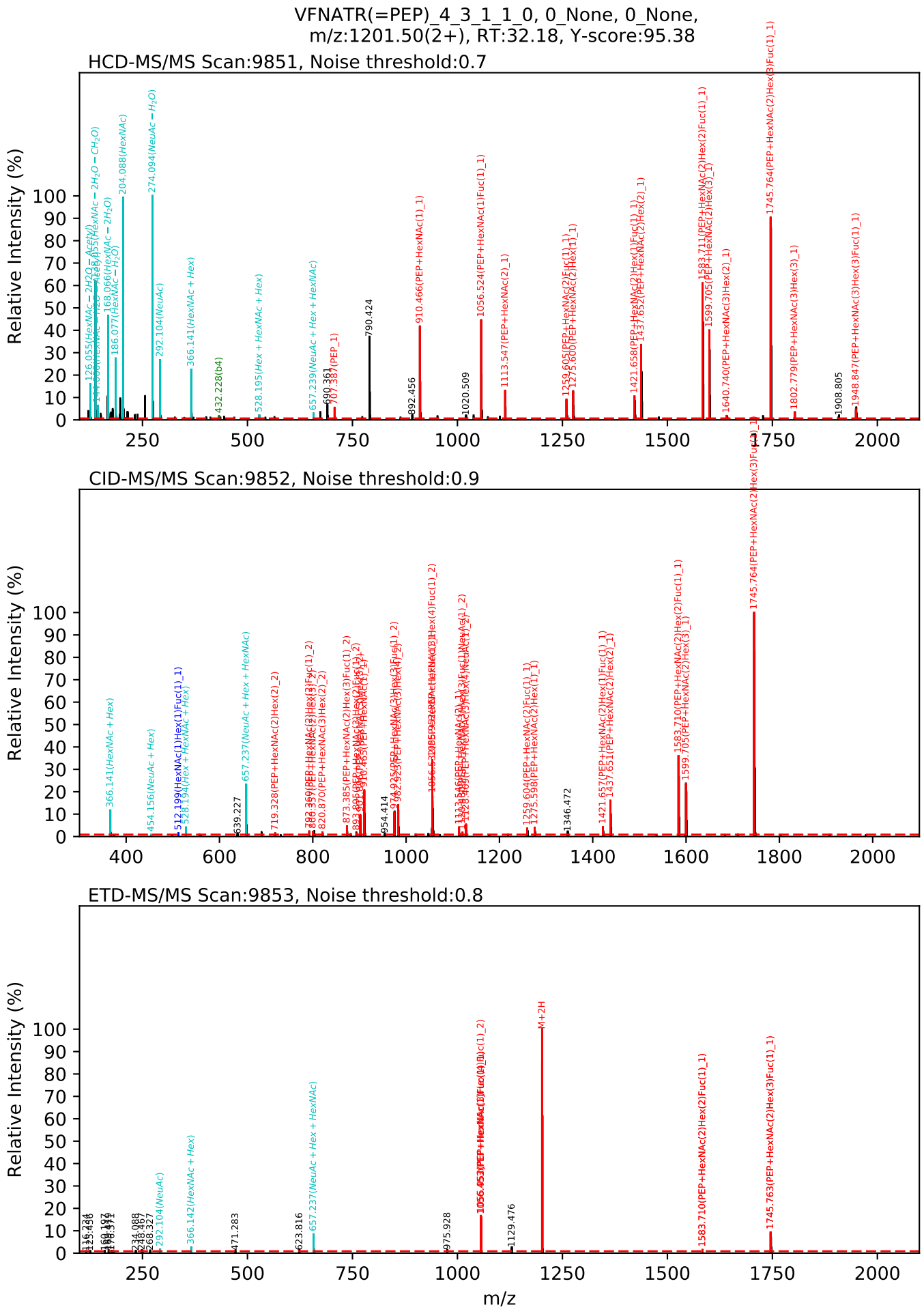
VFNATR(=PEP)_4_3_1_1_0, 0_None, 0_None,
m/z:1201.50(2+), RT:32.18, Y-score:95.38
HCD-MS/MS Scan:9851, Noise threshold:0.7
CID-MS/MS Scan:9852, Noise threshold:0.9
ETD-MS/MS Scan:9853, Noise threshold:0.8
Relative Intensity (%)
m/z

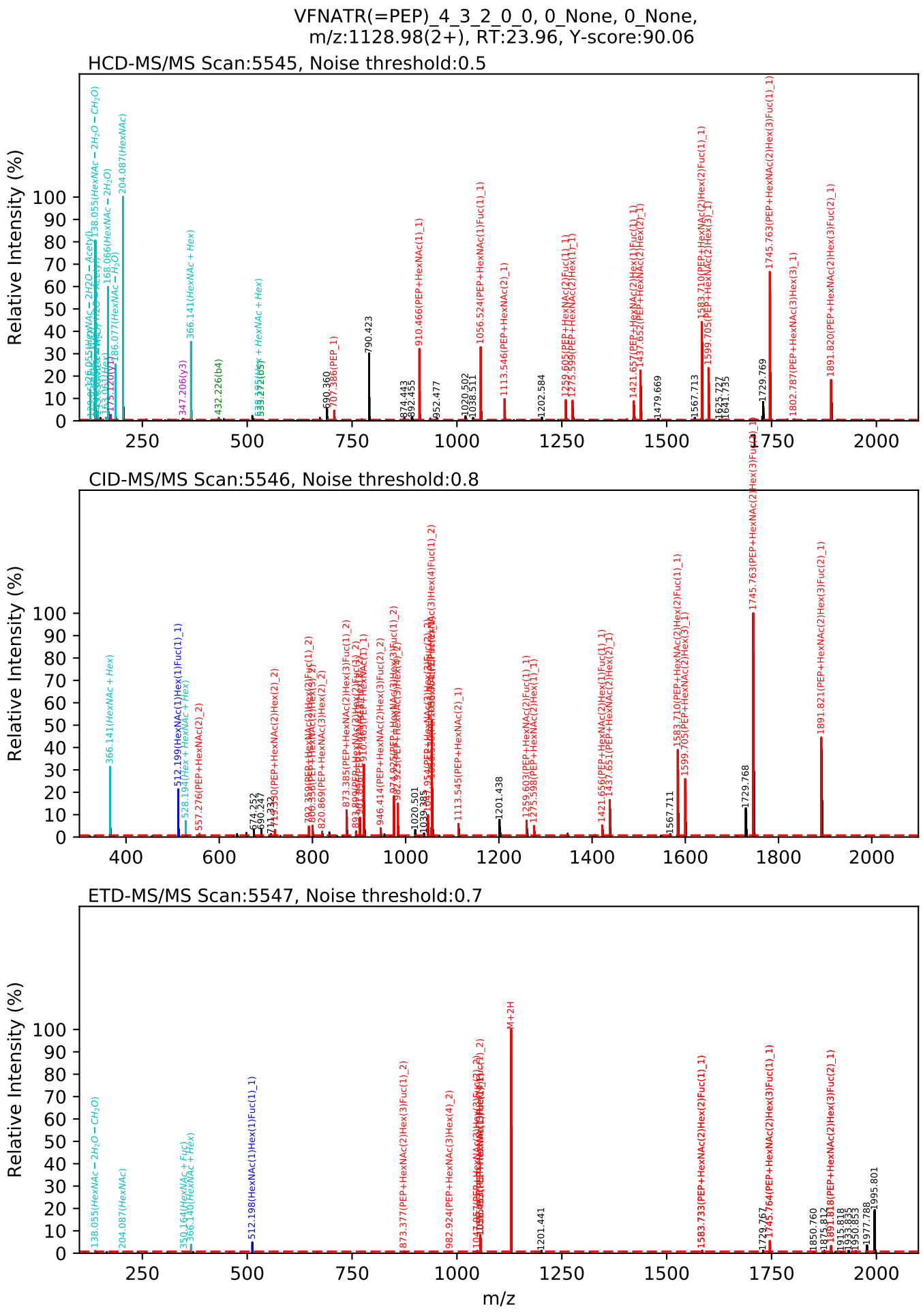
VFNATR(=PEP)_4_3_2_0_0, 0_None, 0_None,
m/z:1128.98(2+), RT:23.96, Y-score:90.06
HCD-MS/MS Scan:5545, Noise threshold:0.5
CID-MS/MS Scan:5546, Noise threshold:0.8
ETD-MS/MS Scan:5547, Noise threshold:0.7
Relative Intensity (%)
m/z

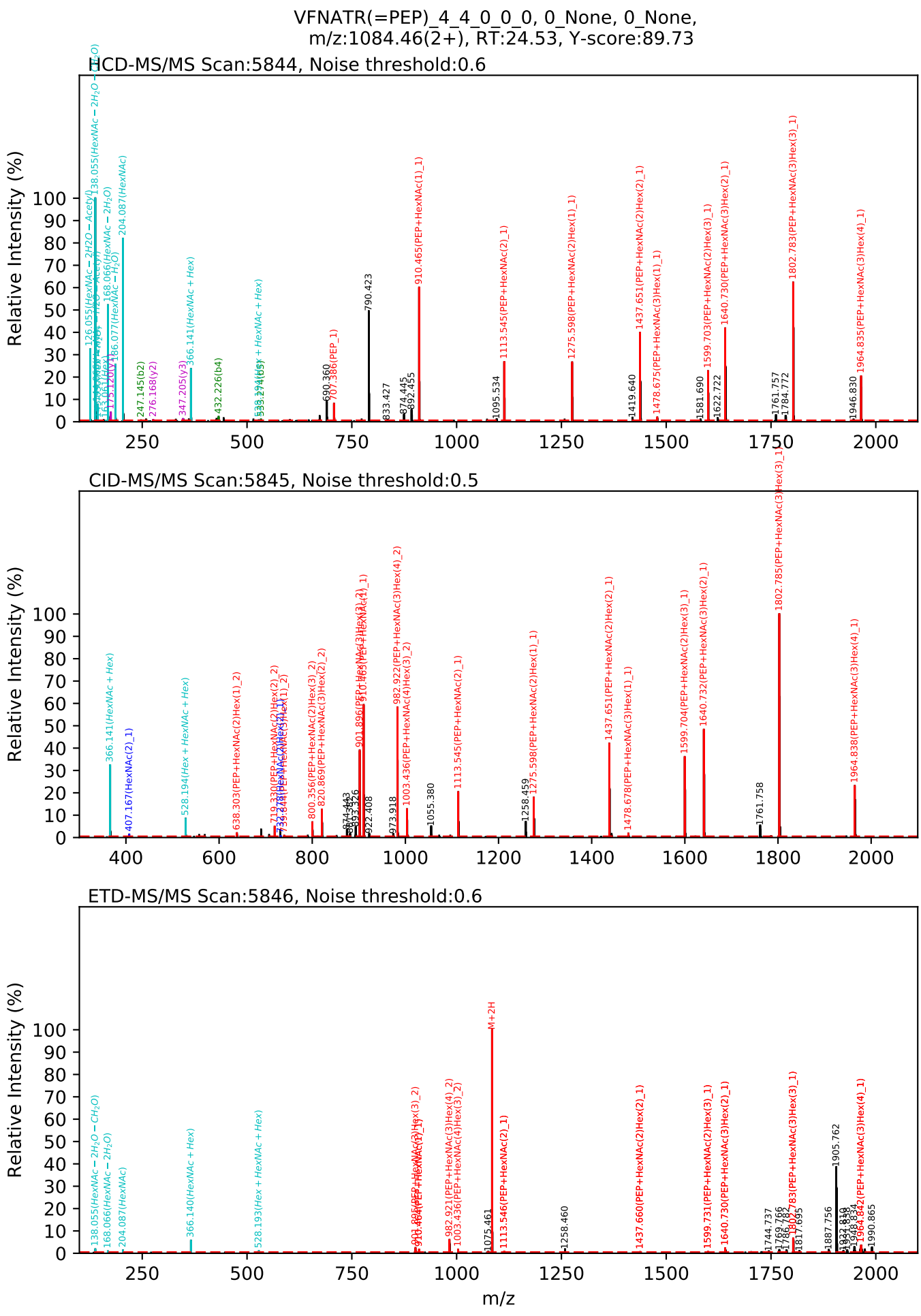
VFNATR(=PEP)_4_4_0_0_0, 0_None, 0_None,
m/z:1084.46(2+), RT:24.53, Y-score:89.73
HCD-MS/MS Scan:5844, Noise threshold:0.6
CID-MS/MS Scan:5845, Noise threshold:0.5
ETD-MS/MS Scan:5846, Noise threshold:0.6
Relative Intensity (%)
m/z

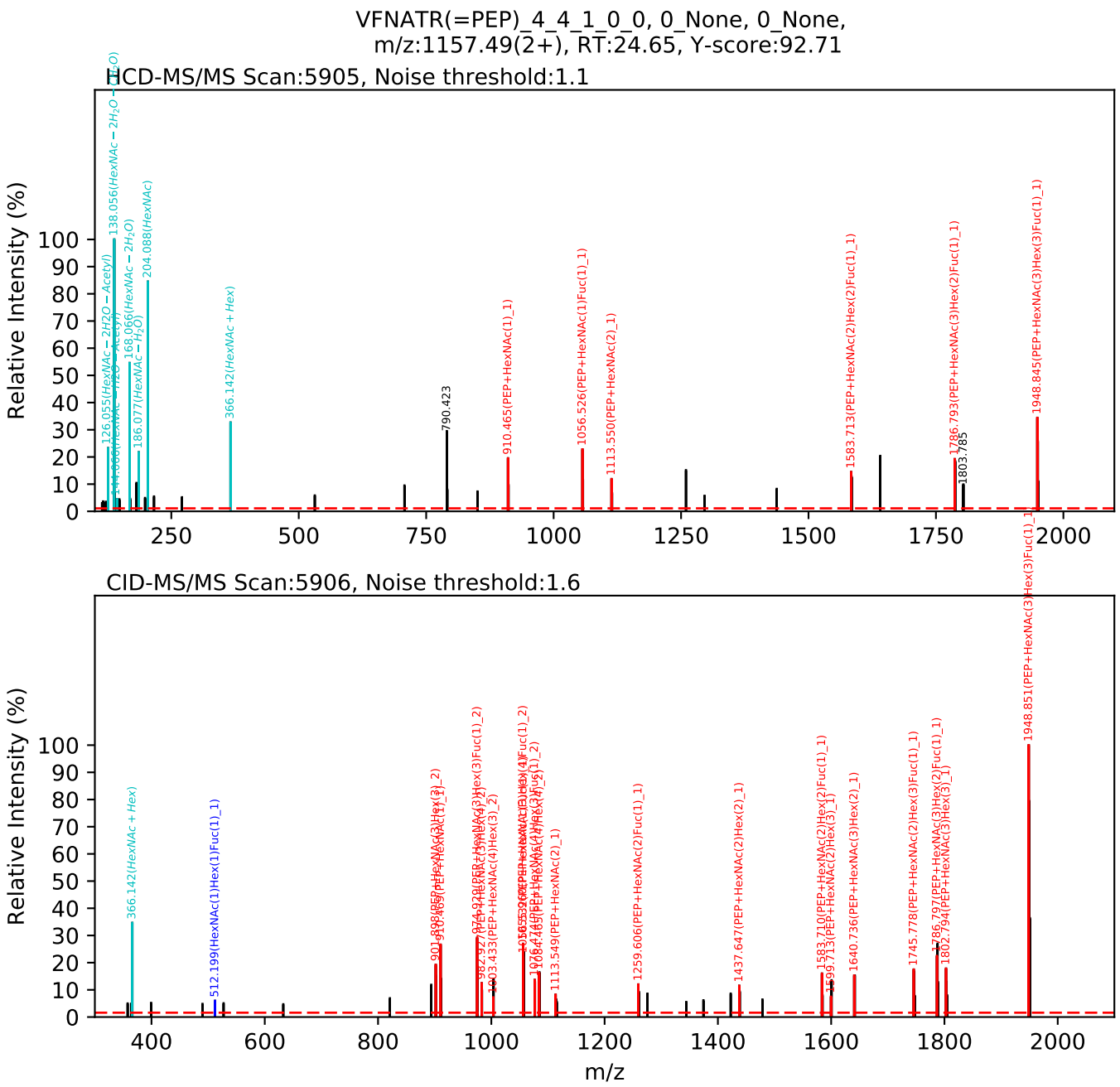
VFNATR(=PEP)_4_4_1_0_0, 0_None, 0_None,
m/z:1157.49(2+), RT:24.65, Y-score:92.71
HCD-MS/MS Scan:5905, Noise threshold:1.1
Relative Intensity (%)
126.055(HexNAc − 2H2O − Acetyl)
138.056(HexNAc − 2H2O)
144.066(HexNAc − H2O − Acetyl)
168.066(HexNAc − 2H2O)
186.077(HexNAc − H2O)
204.088(HexNAc)
366.142(HexNAc + Hex)
790.423
910.465(PEP+HexNAc(1)_1)
1056.526(PEP+HexNAc(1)Fuc(1)_1)
1113.550(PEP+HexNAc(2)_1)
1583.713(PEP+HexNAc(2)Hex(2)Fuc(1)_1)
1786.793(PEP+HexNAc(3)Hex(2)Fuc(1)_1)
1803.785
1948.845(PEP+HexNAc(3)Hex(3)Fuc(1)_1)
CID-MS/MS Scan:5906, Noise threshold:1.6
Relative Intensity (%)
366.142(HexNAc + Hex)
512.199(HexNAc(1)Hex(1)Fuc(1)_1)
1113.549(PEP+HexNAc(2)_1)
1259.606(PEP+HexNAc(2)Fuc(1)_1)
1437.647(PEP+HexNAc(2)Hex(2)_1)
1640.736(PEP+HexNAc(3)Hex(2)_1)
1745.778(PEP+HexNAc(2)Hex(3)Fuc(1)_1)
1948.851(PEP+HexNAc(3)Hex(3)Fuc(1)_1)
m/z

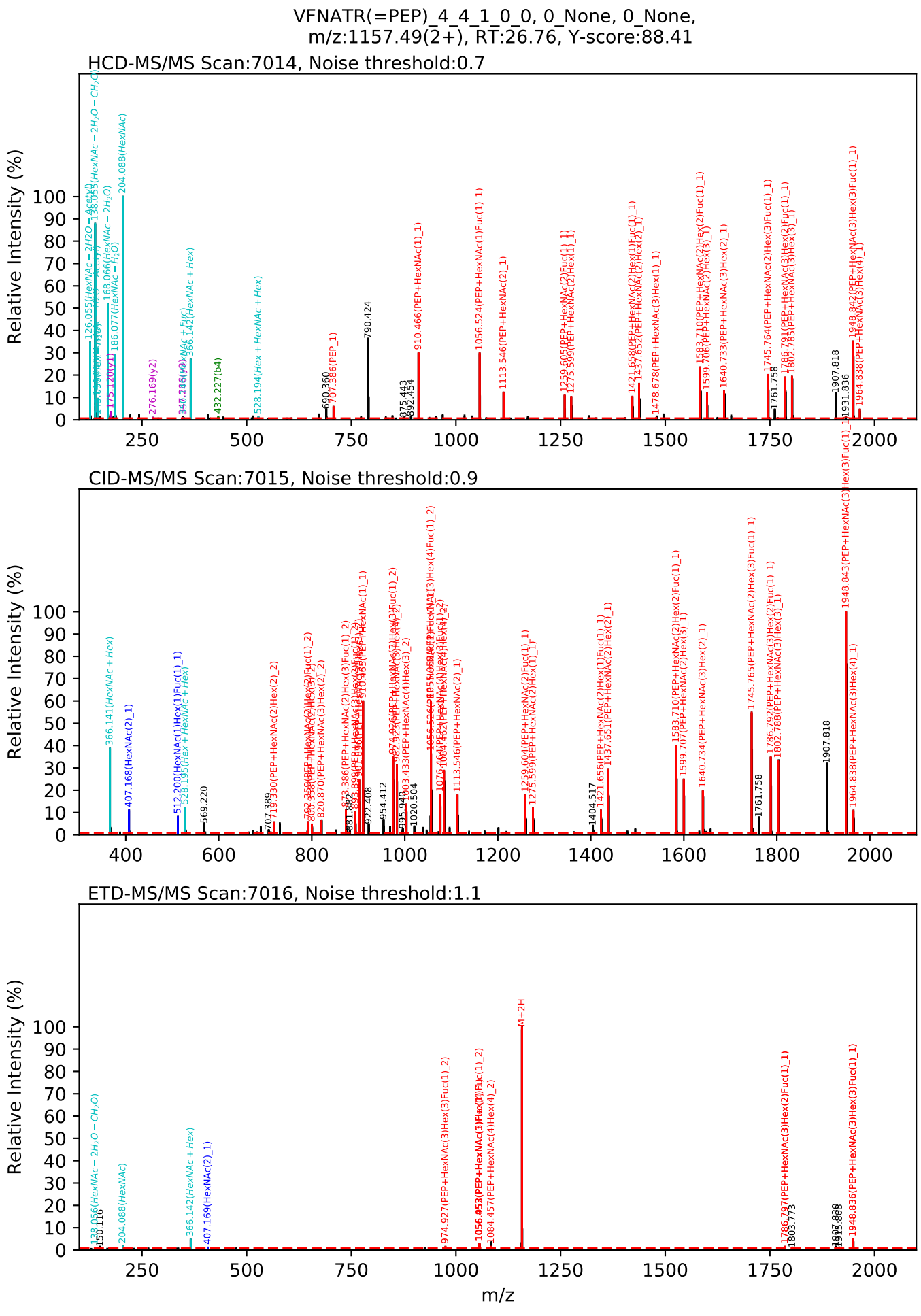
VFNATR(=PEP)_4_4_1_0_0, 0_None, 0_None,
m/z:1157.49(2+), RT:26.76, Y-score:88.41
HCD-MS/MS Scan:7014, Noise threshold:0.7
CID-MS/MS Scan:7015, Noise threshold:0.9
ETD-MS/MS Scan:7016, Noise threshold:1.1
Relative Intensity (%)
m/z

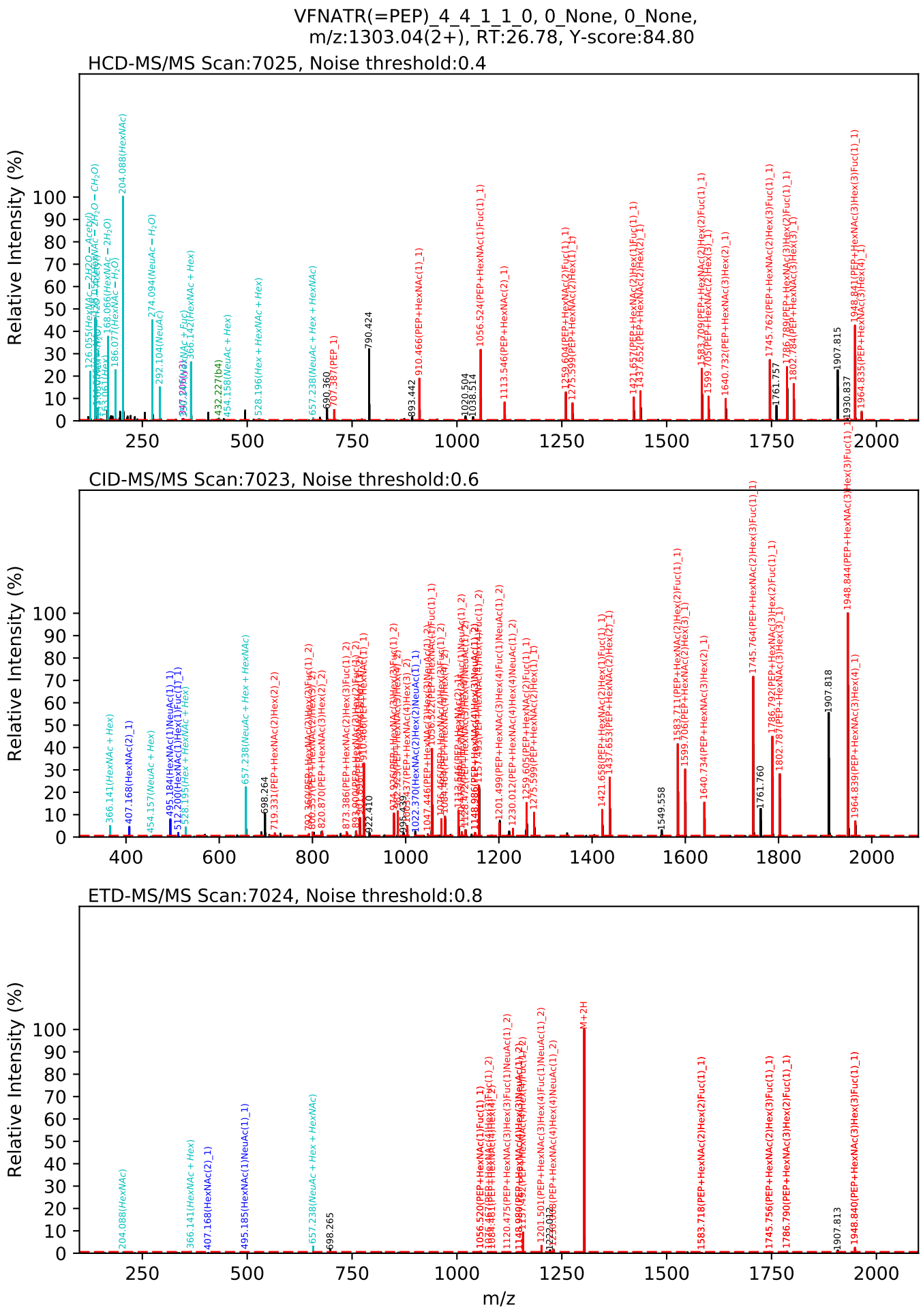
VFNATR(=PEP)_4_4_1_1_0, 0_None, 0_None,
m/z:1303.04(2+), RT:26.78, Y-score:84.80
HCD-MS/MS Scan:7025, Noise threshold:0.4
CID-MS/MS Scan:7023, Noise threshold:0.6
ETD-MS/MS Scan:7024, Noise threshold:0.8
Relative Intensity (%)
m/z

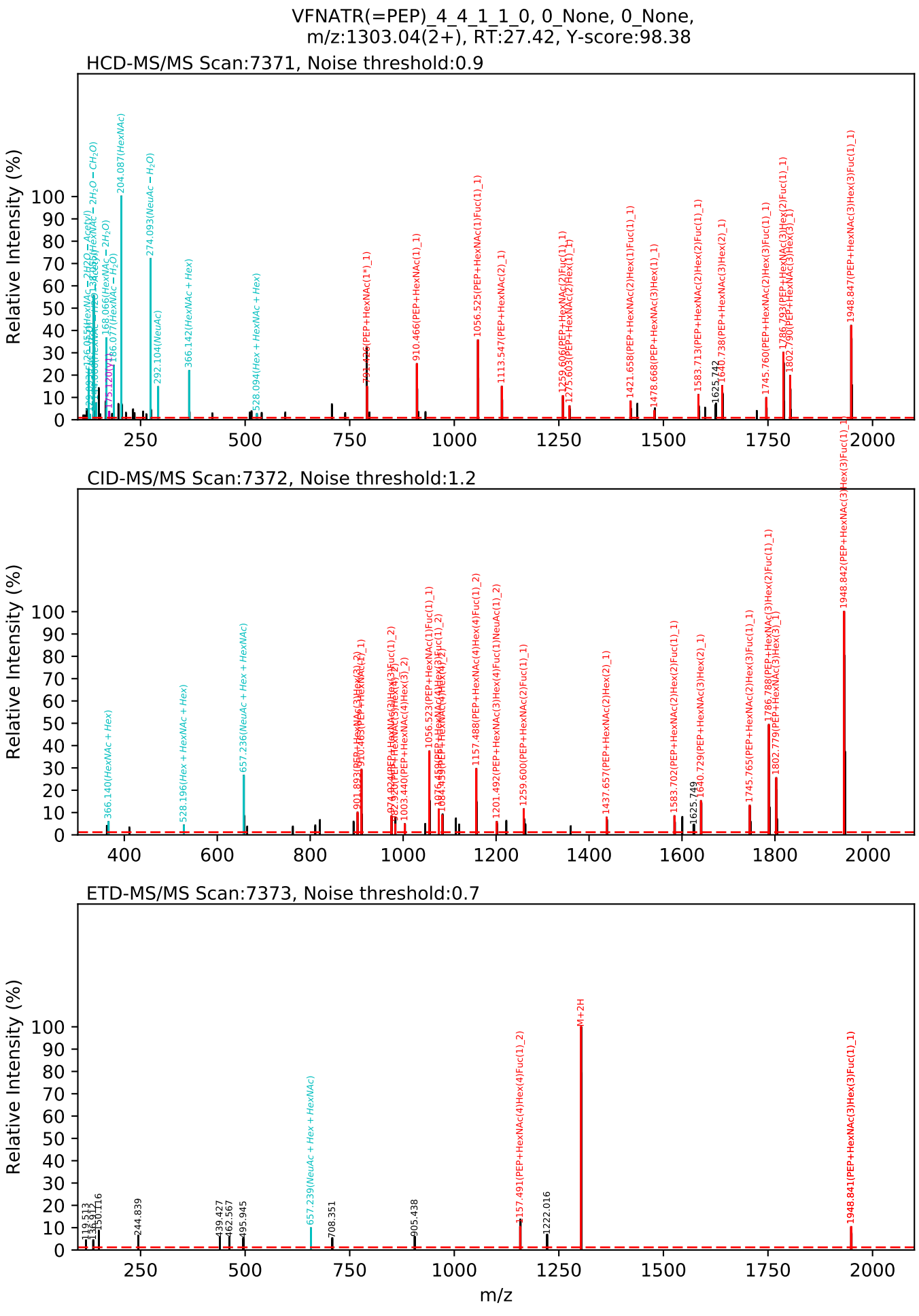
VFNATR(=PEP)_4_4_1_1_0, 0_None, 0_None,
m/z:1303.04(2+), RT:27.42, Y-score:98.38
HCD-MS/MS Scan:7371, Noise threshold:0.9
CID-MS/MS Scan:7372, Noise threshold:1.2
ETD-MS/MS Scan:7373, Noise threshold:0.7
Relative Intensity (%)
m/z

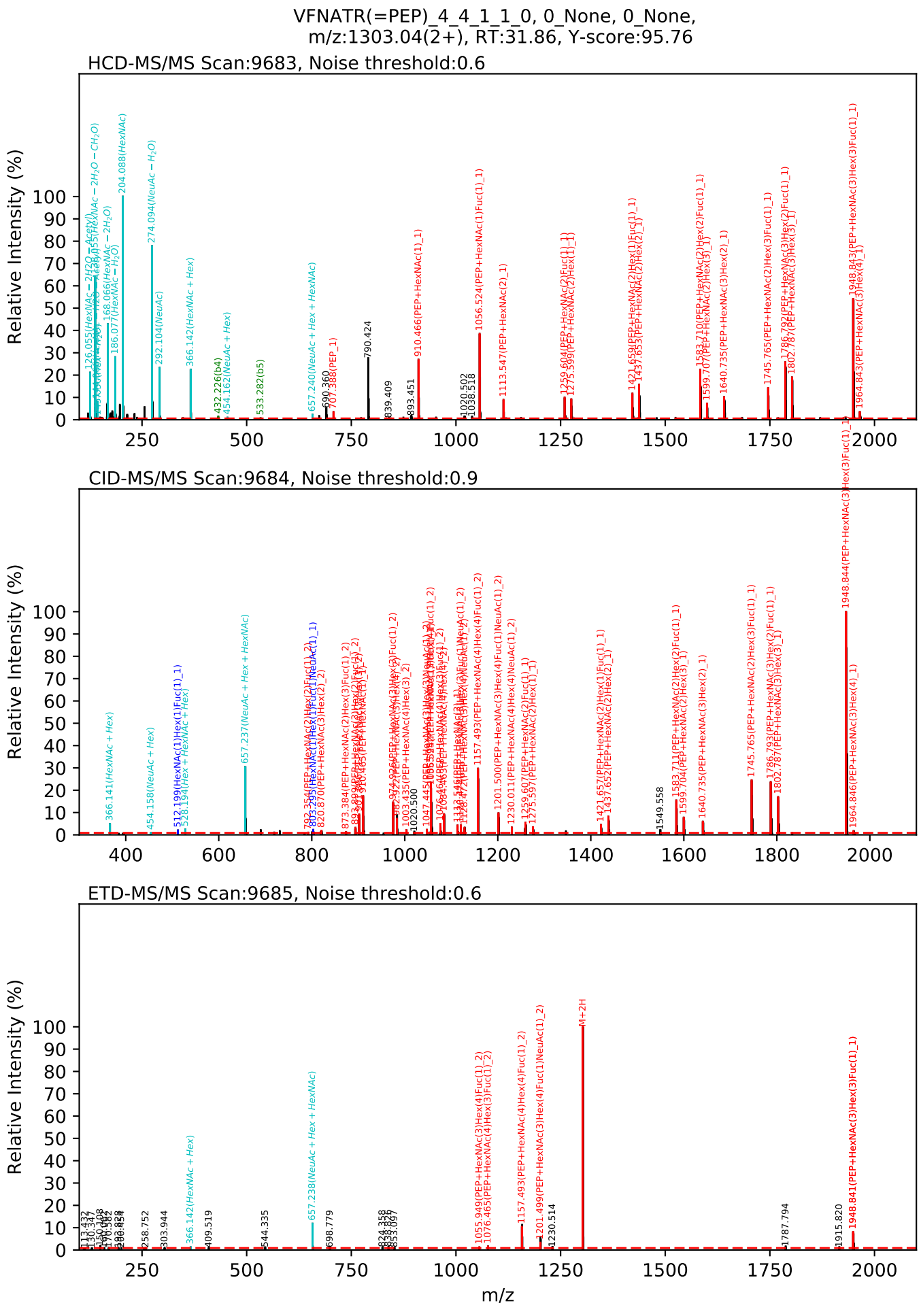
VFNATR(=PEP)_4_4_1_1_0, 0_None, 0_None,
m/z:1303.04(2+), RT:31.86, Y-score:95.76
HCD-MS/MS Scan:9683, Noise threshold:0.6
CID-MS/MS Scan:9684, Noise threshold:0.9
ETD-MS/MS Scan:9685, Noise threshold:0.6
Relative Intensity (%)
m/z

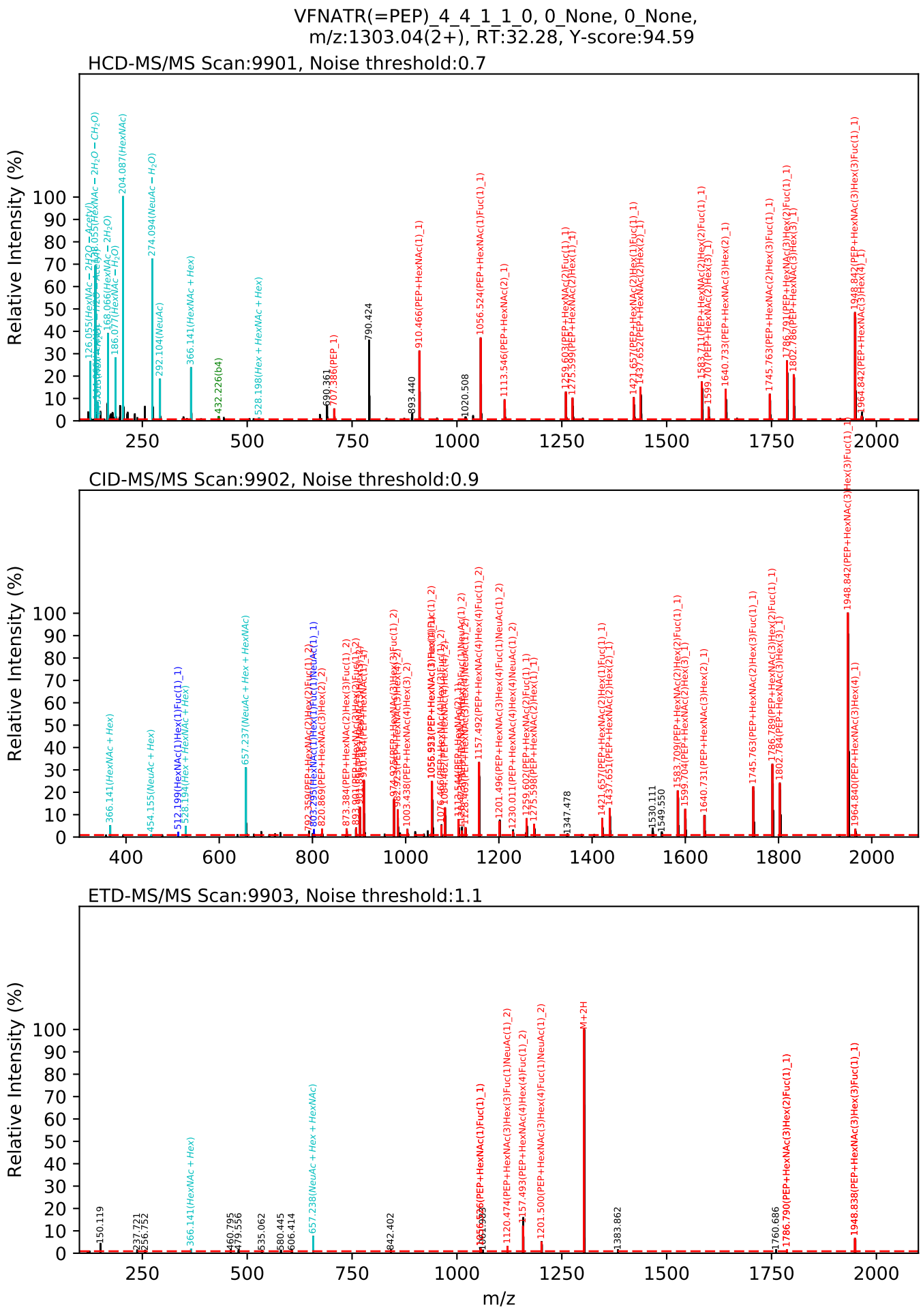
VFNATR(=PEP)_4_4_1_1_0, 0_None, 0_None,
m/z:1303.04(2+), RT:32.28, Y-score:94.59
HCD-MS/MS Scan:9901, Noise threshold:0.7
CID-MS/MS Scan:9902, Noise threshold:0.9
ETD-MS/MS Scan:9903, Noise threshold:1.1
Relative Intensity (%)
m/z

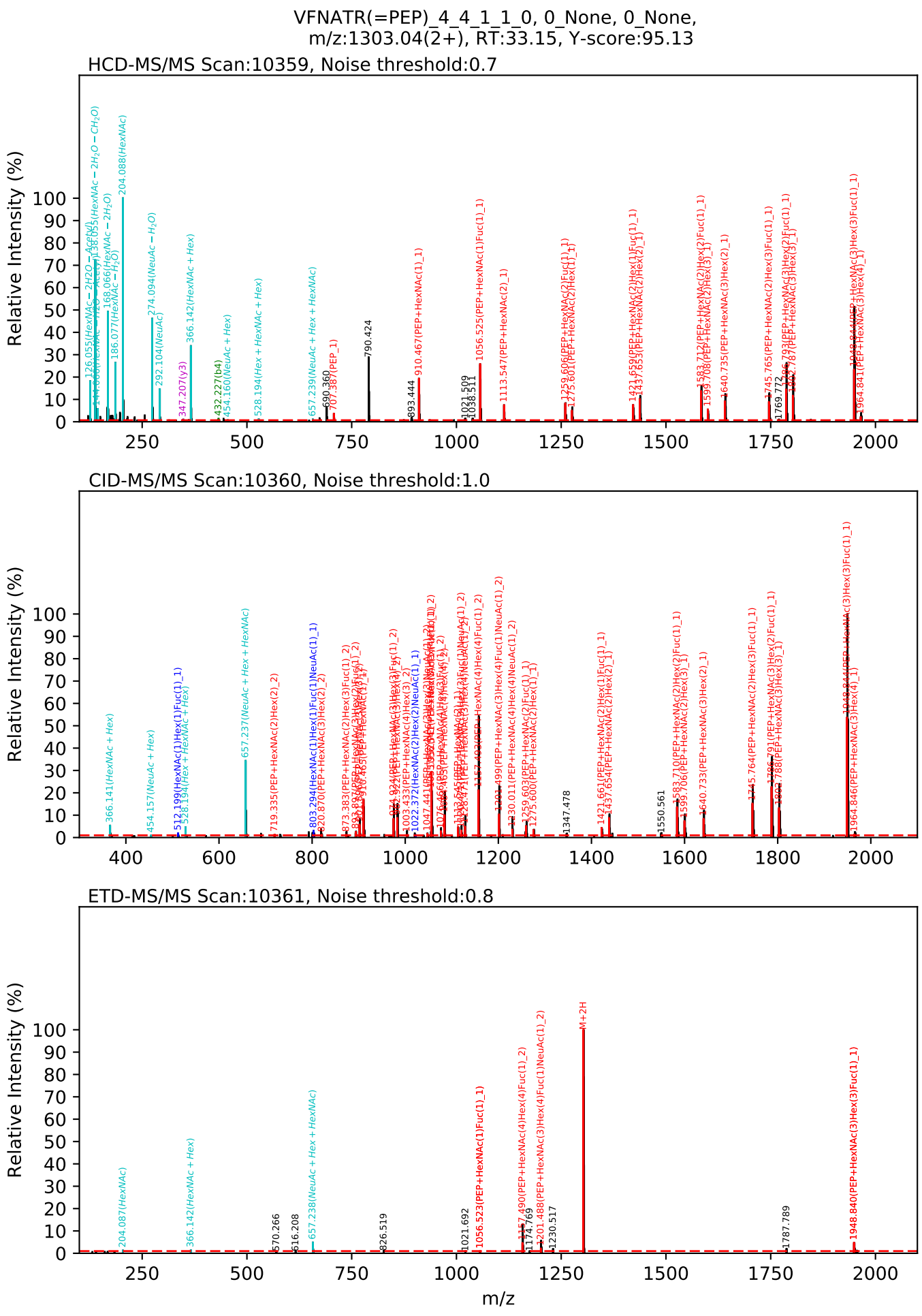
VFNATR(=PEP)_4_4_1_1_0, 0_None, 0_None,
m/z:1303.04(2+), RT:33.15, Y-score:95.13
HCD-MS/MS Scan:10359, Noise threshold:0.7
CID-MS/MS Scan:10360, Noise threshold:1.0
ETD-MS/MS Scan:10361, Noise threshold:0.8
Relative Intensity (%)
m/z

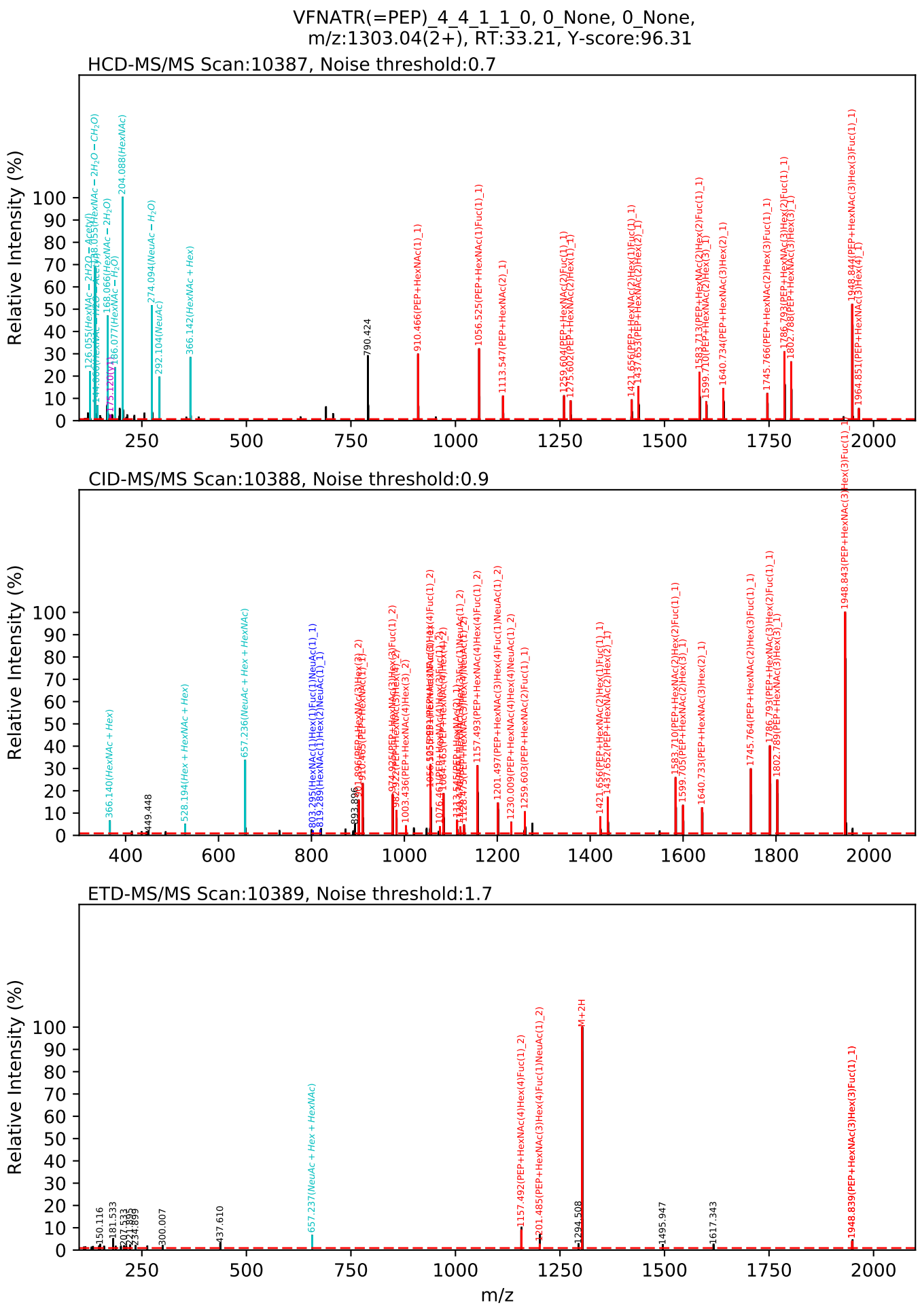
VFNATR(=PEP)_4_4_1_1_0, 0_None, 0_None,
m/z:1303.04(2+), RT:33.21, Y-score:96.31
HCD-MS/MS Scan:10387, Noise threshold:0.7
CID-MS/MS Scan:10388, Noise threshold:0.9
ETD-MS/MS Scan:10389, Noise threshold:1.7
Relative Intensity (%)
m/z

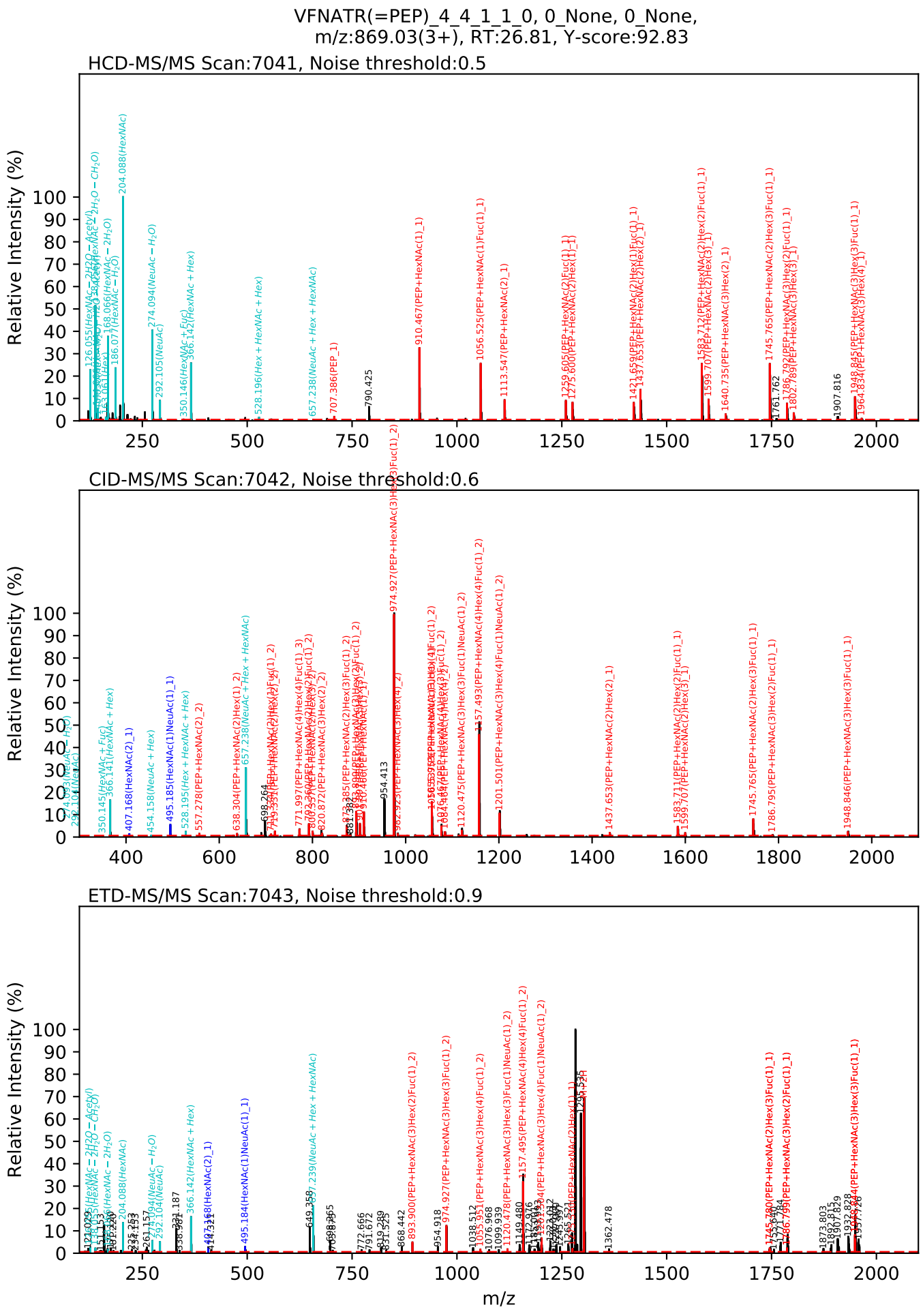
VFNATR(=PEP)_4_4_1_1_0, 0_None, 0_None,
m/z:869.03(3+), RT:26.81, Y-score:92.83
HCD-MS/MS Scan:7041, Noise threshold:0.5
CID-MS/MS Scan:7042, Noise threshold:0.6
ETD-MS/MS Scan:7043, Noise threshold:0.9
Relative Intensity (%)
m/z

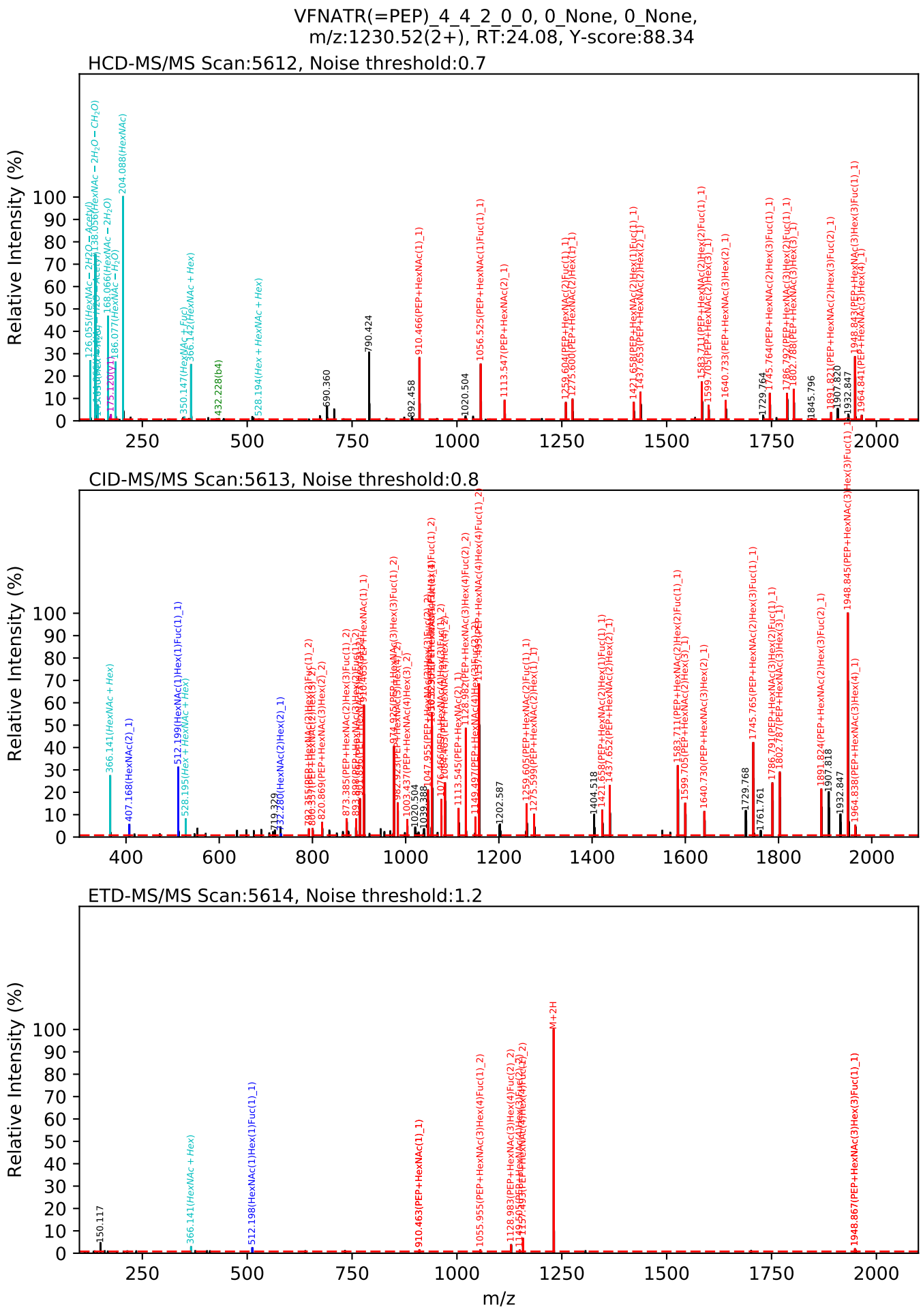
VFNATR(=PEP)_4_4_2_0_0, 0_None, 0_None,
m/z:1230.52(2+), RT:24.08, Y-score:88.34
HCD-MS/MS Scan:5612, Noise threshold:0.7
CID-MS/MS Scan:5613, Noise threshold:0.8
ETD-MS/MS Scan:5614, Noise threshold:1.2
Relative Intensity (%)
m/z

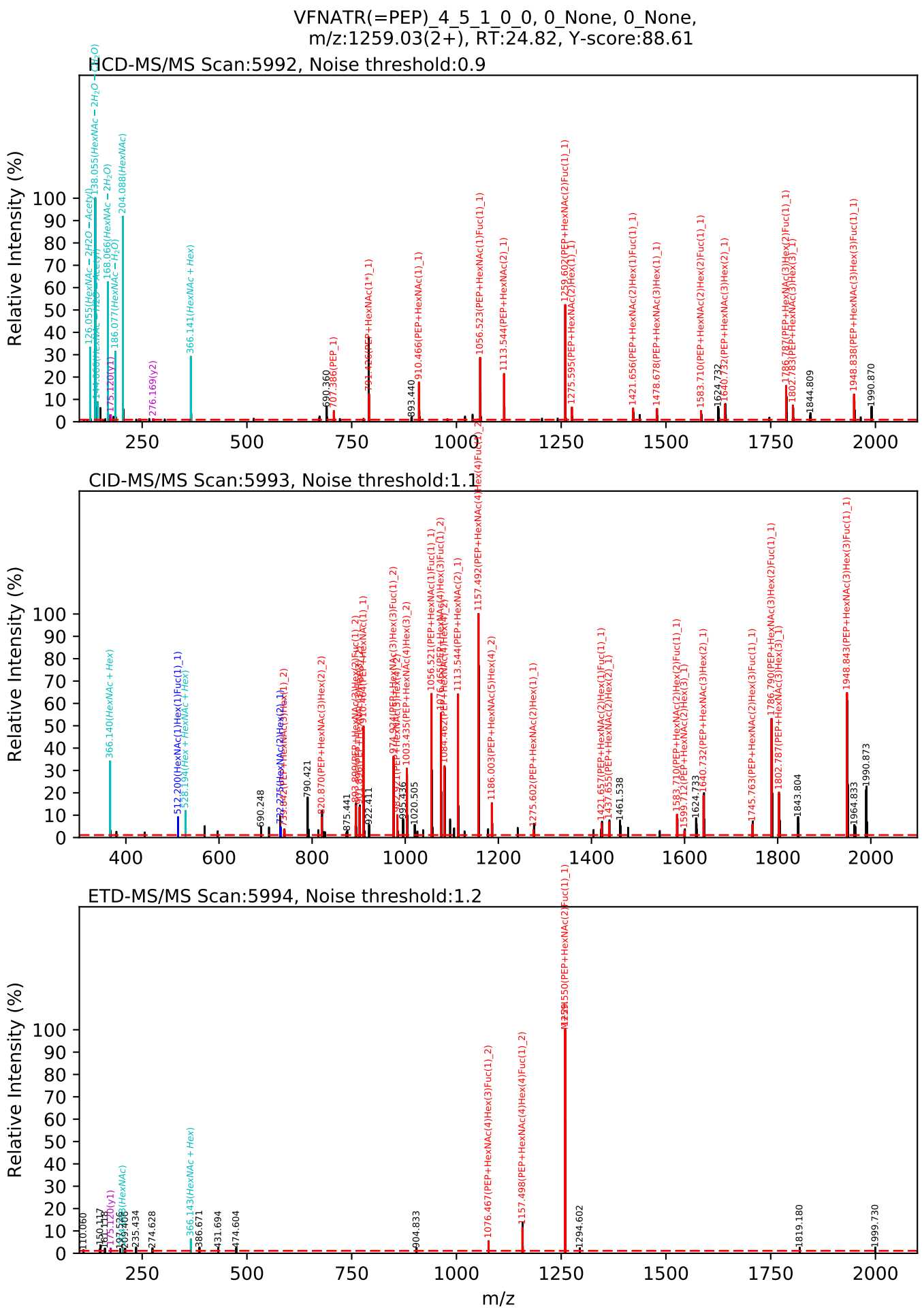
VFNATR(=PEP)_4_5_1_0_0, 0_None, 0_None,
m/z:1259.03(2+), RT:24.82, Y-score:88.61
HCD-MS/MS Scan:5992, Noise threshold:0.9
CID-MS/MS Scan:5993, Noise threshold:1.1
ETD-MS/MS Scan:5994, Noise threshold:1.2
Relative Intensity (%)
m/z

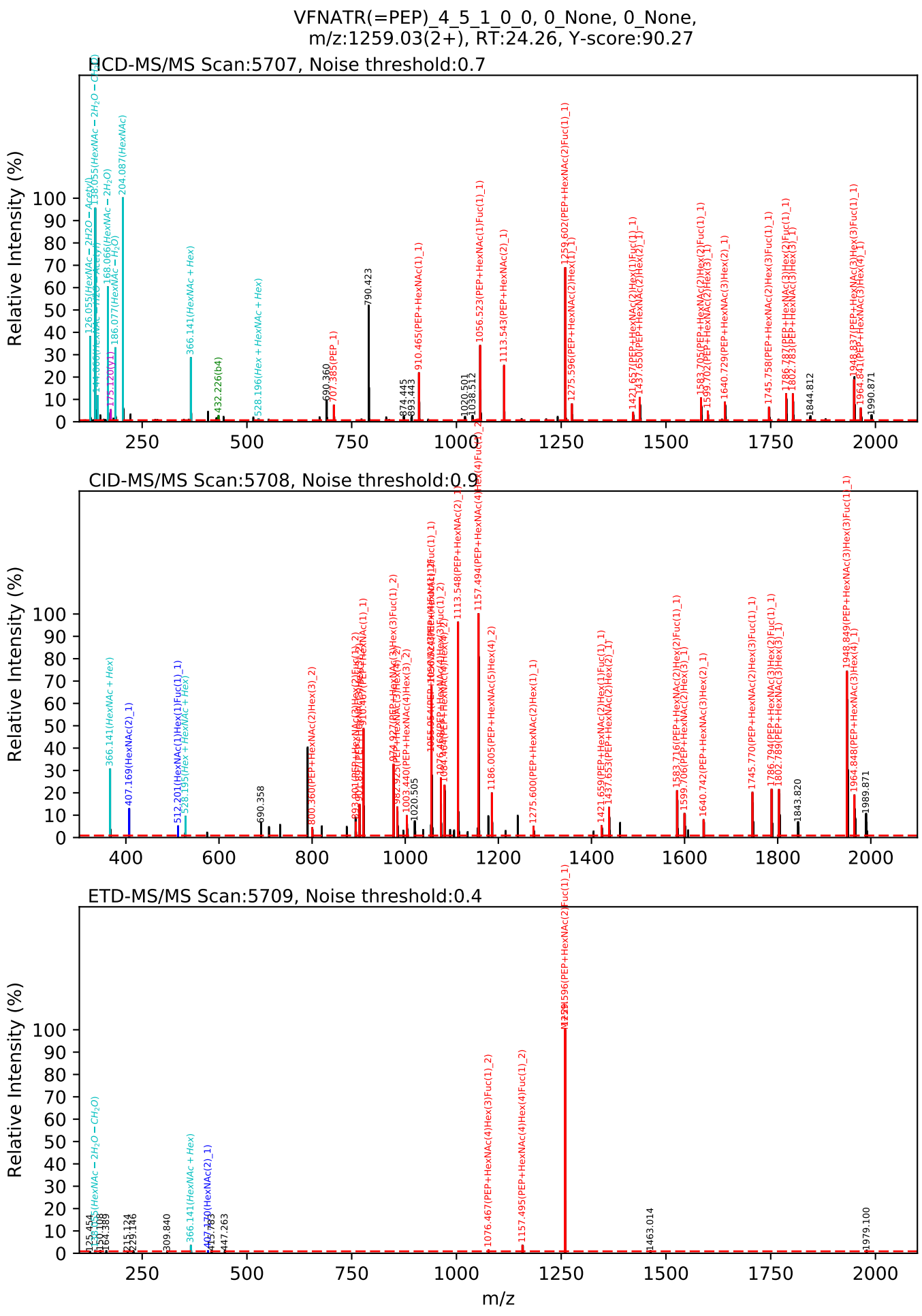
VFNATR(=PEP)_4_5_1_0_0, 0_None, 0_None,
m/z:1259.03(2+), RT:24.26, Y-score:90.27
HCD-MS/MS Scan:5707, Noise threshold:0.7
CID-MS/MS Scan:5708, Noise threshold:0.9
ETD-MS/MS Scan:5709, Noise threshold:0.4
Relative Intensity (%)
m/z

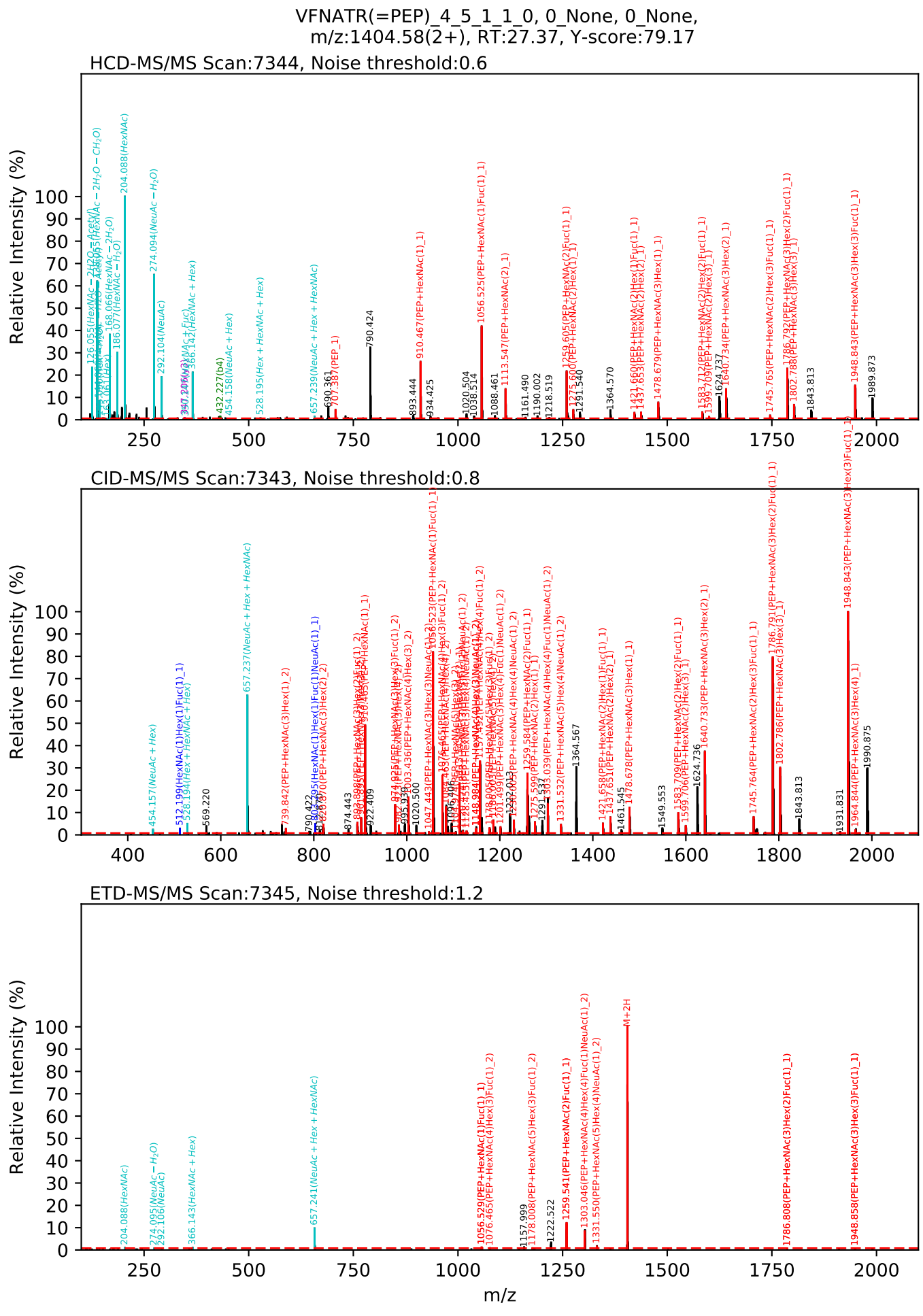
VFNATR(=PEP)_4_5_1_1_0, 0_None, 0_None,
m/z:1404.58(2+), RT:27.37, Y-score:79.17
HCD-MS/MS Scan:7344, Noise threshold:0.6
CID-MS/MS Scan:7343, Noise threshold:0.8
ETD-MS/MS Scan:7345, Noise threshold:1.2
Relative Intensity (%)
m/z

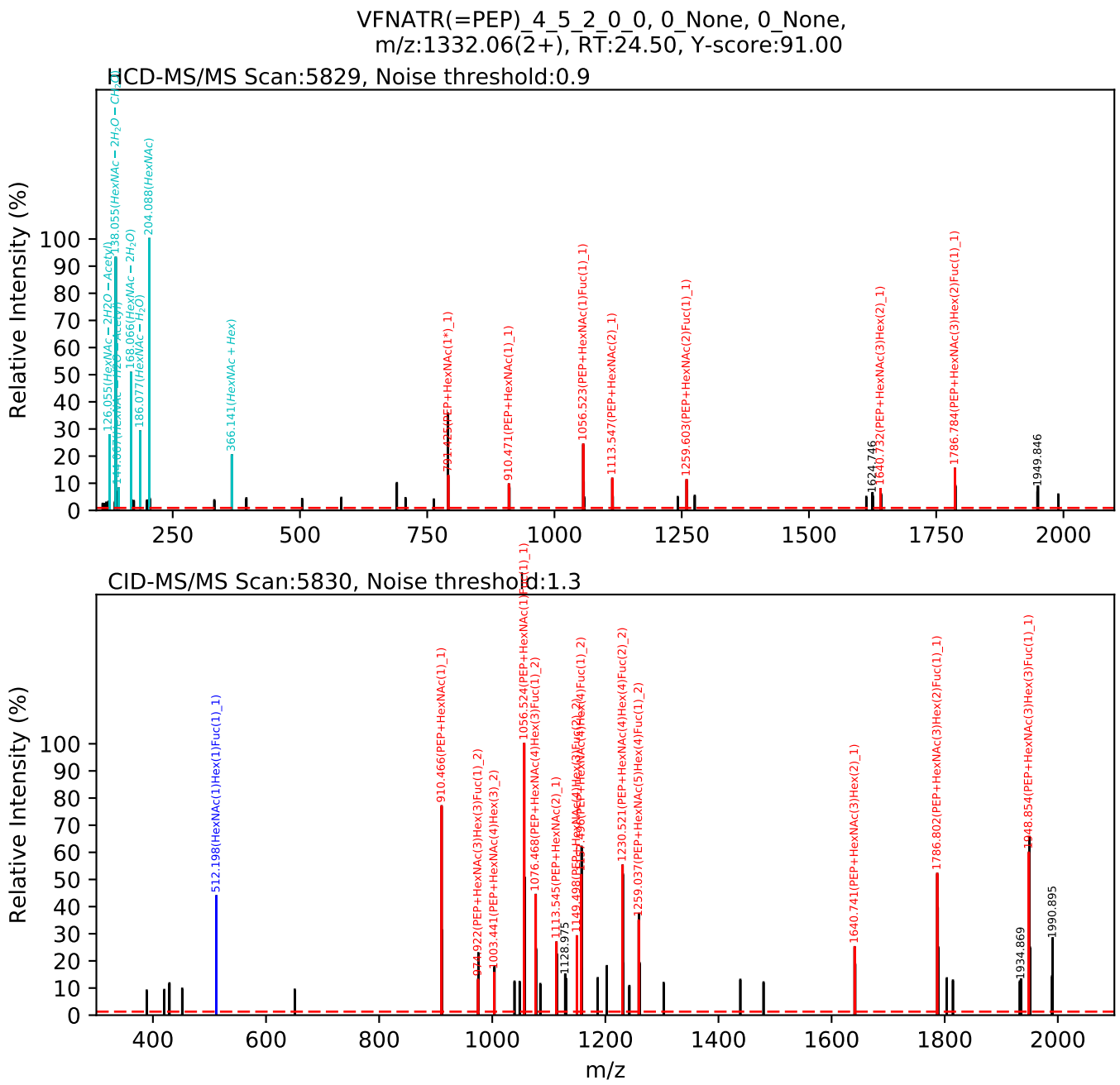
VFNATR(=PEP)_4_5_2_0_0, 0_None, 0_None,
m/z:1332.06(2+), RT:24.50, Y-score:91.00
HCD-MS/MS Scan:5829, Noise threshold:0.9
Relative Intensity (%)
126.055(HexNAc − 2H2O − Acetyl)
138.055(HexNAc − 2H2O − CH2O)
144.067(HexNAc − H2O − Acetyl)
168.066(HexNAc − 2H2O)
186.077(HexNAc − H2O)
204.088(HexNAc)
366.141(HexNAc + Hex)
910.471(PEP+HexNAc(1)_1)
1056.523(PEP+HexNAc(1)Fuc(1)_1)
1113.547(PEP+HexNAc(2)_1)
1259.603(PEP+HexNAc(2)Fuc(1)_1)
1624.746
1640.732(PEP+HexNAc(3)Hex(2)_1)
1786.784(PEP+HexNAc(3)Hex(2)Fuc(1)_1)
1949.846
m/z
CID-MS/MS Scan:5830, Noise threshold:1.3
Relative Intensity (%)
512.198(HexNAc(1)Hex(1)Fuc(1)_1)
910.466(PEP+HexNAc(1)_1)
974.922(PEP+HexNAc(3)Hex(3)Fuc(1)_2)
1003.441(PEP+HexNAc(4)Hex(3)_2)
1056.524(PEP+HexNAc(1)Fuc(1)_1)
1076.468(PEP+HexNAc(4)Hex(3)Fuc(1)_2)
1113.545(PEP+HexNAc(2)_1)
1128.975
1230.521(PEP+HexNAc(4)Hex(4)Fuc(2)_2)
1259.037(PEP+HexNAc(5)Hex(4)Fuc(1)_2)
1640.741(PEP+HexNAc(3)Hex(2)_1)
1786.802(PEP+HexNAc(3)Hex(2)Fuc(1)_1)
1934.869
1948.854(PEP+HexNAc(3)Hex(3)Fuc(1)_1)
1990.895
m/z

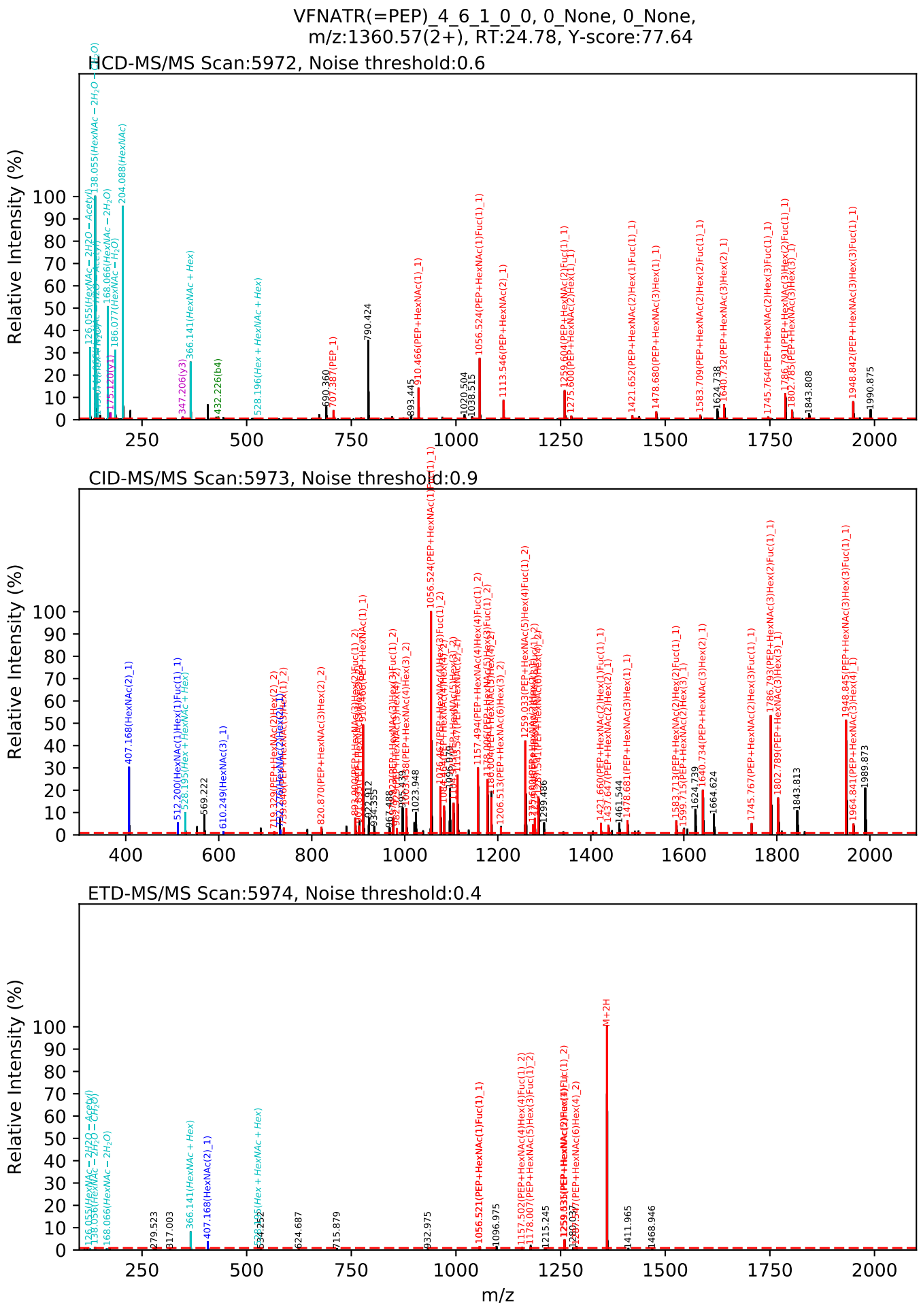
VFNATR(=PEP)_4_6_1_0_0, 0_None, 0_None,
m/z:1360.57(2+), RT:24.78, Y-score:77.64
HCD-MS/MS Scan:5972, Noise threshold:0.6
CID-MS/MS Scan:5973, Noise threshold:0.9
ETD-MS/MS Scan:5974, Noise threshold:0.4
Relative Intensity (%)
m/z

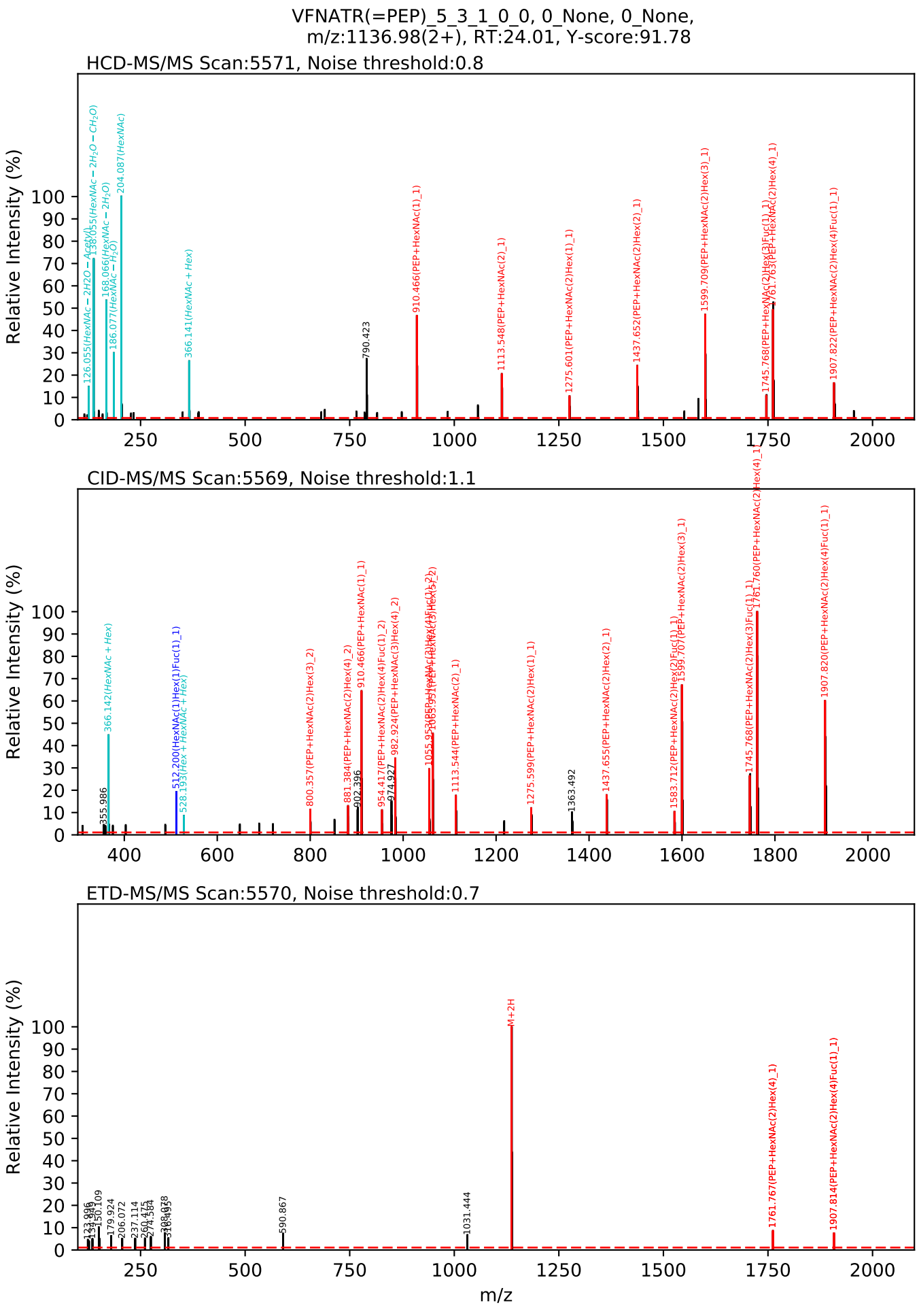
VFNATR(=PEP)_5_3_1_0_0, 0_None, 0_None,
m/z:1136.98(2+), RT:24.01, Y-score:91.78
HCD-MS/MS Scan:5571, Noise threshold:0.8
CID-MS/MS Scan:5569, Noise threshold:1.1
ETD-MS/MS Scan:5570, Noise threshold:0.7
Relative Intensity (%)
m/z

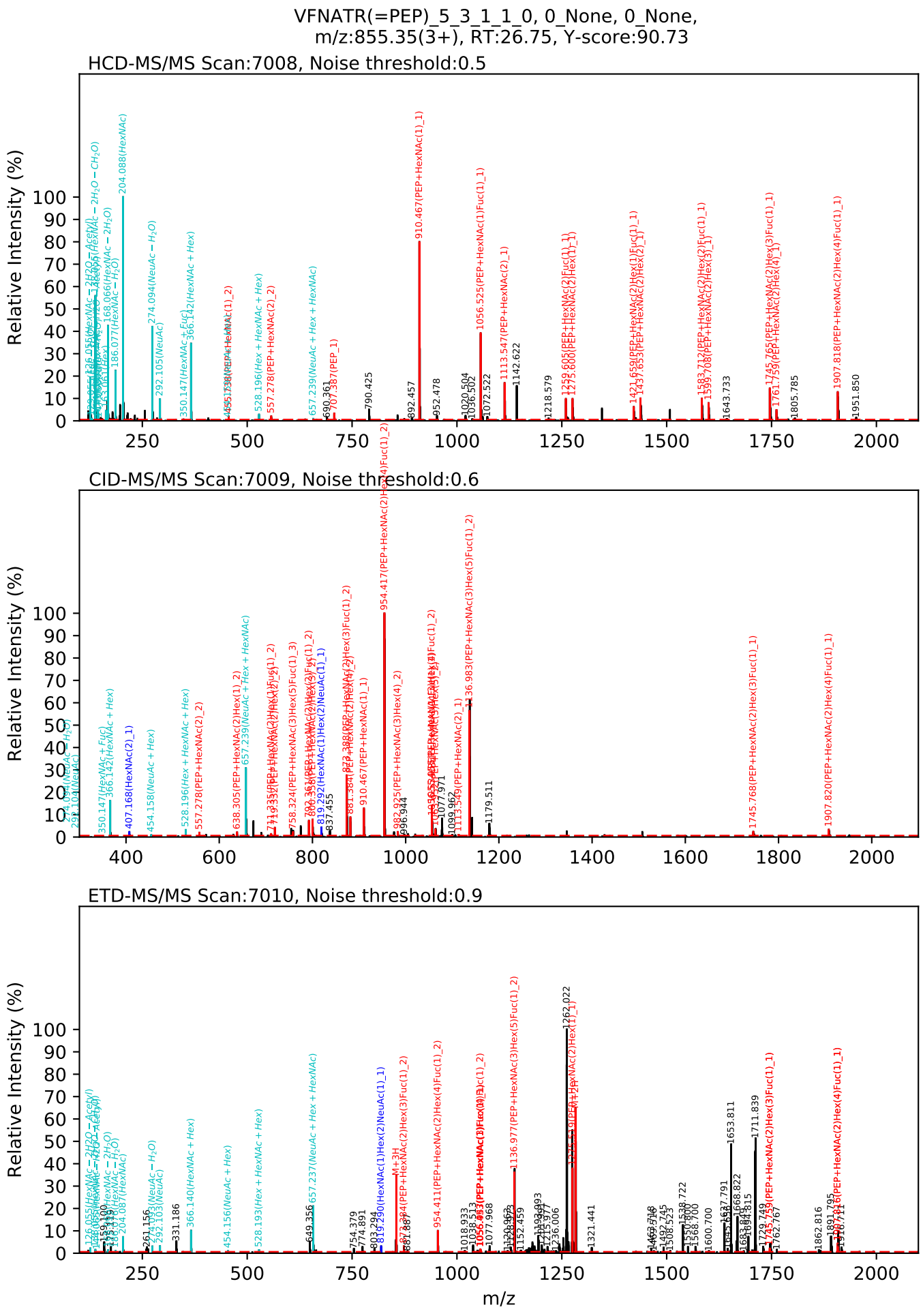
VFNATR(=PEP)_5_3_1_1_0, 0_None, 0_None,
m/z:855.35(3+), RT:26.75, Y-score:90.73
HCD-MS/MS Scan:7008, Noise threshold:0.5
CID-MS/MS Scan:7009, Noise threshold:0.6
ETD-MS/MS Scan:7010, Noise threshold:0.9
Relative Intensity (%)
m/z

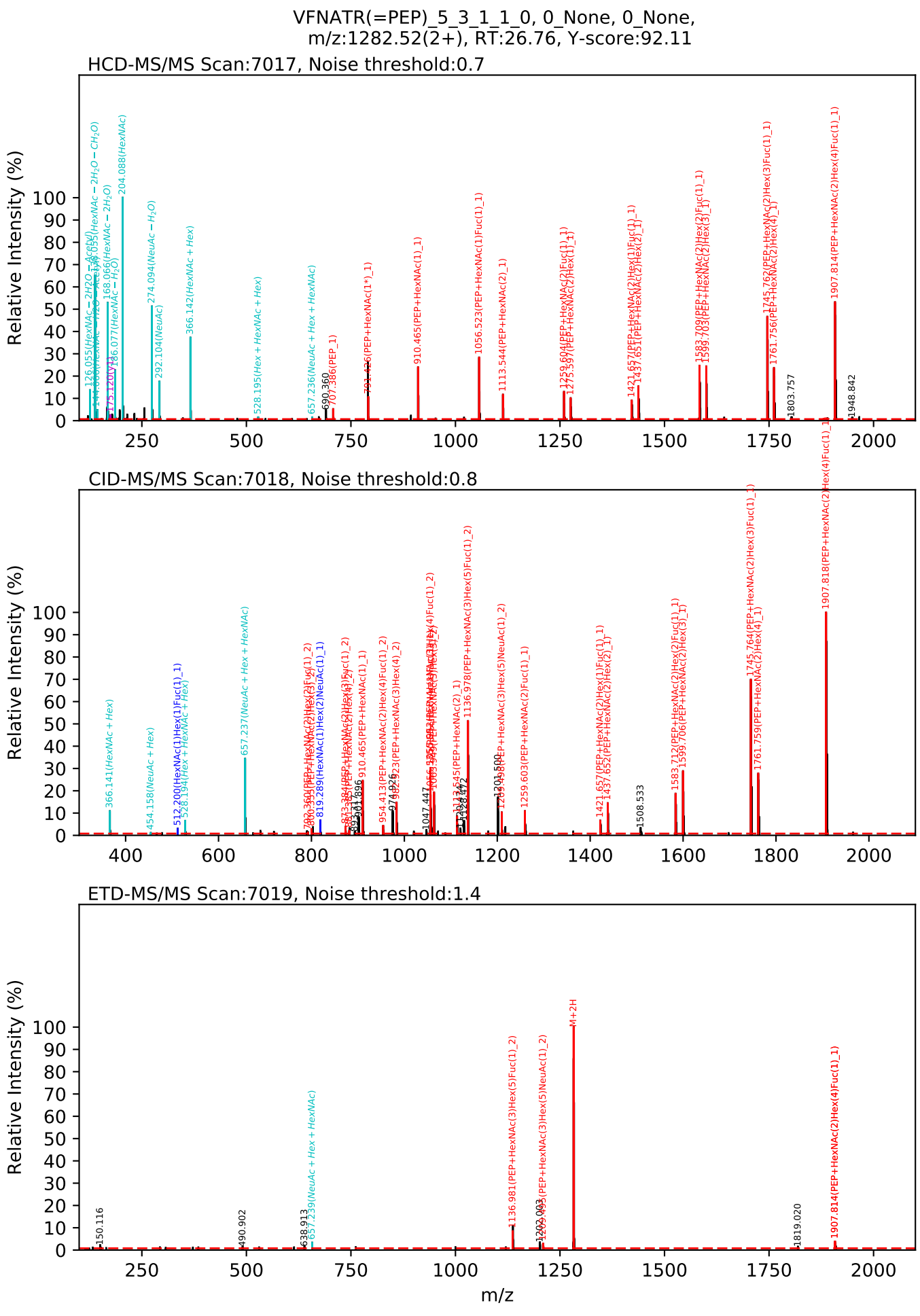
VFNATR(=PEP)_5_3_1_1_0, 0_None, 0_None,
m/z:1282.52(2+), RT:26.76, Y-score:92.11
HCD-MS/MS Scan:7017, Noise threshold:0.7
CID-MS/MS Scan:7018, Noise threshold:0.8
ETD-MS/MS Scan:7019, Noise threshold:1.4
Relative Intensity (%)
m/z

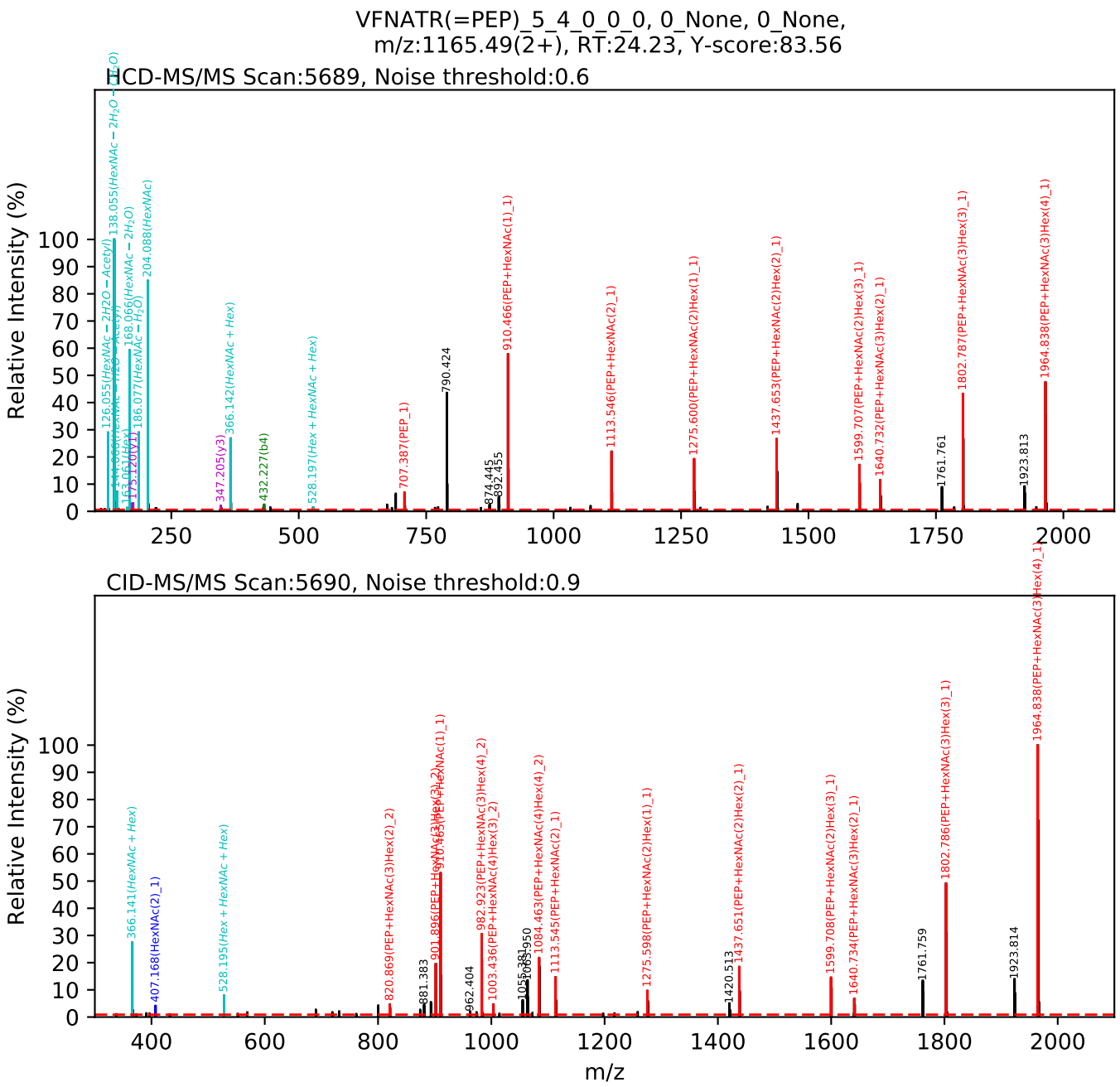
VFNATR(=PEP)_5_4_0_0_0, 0_None, 0_None,
m/z:1165.49(2+), RT:24.23, Y-score:83.56
HCD-MS/MS Scan:5689, Noise threshold:0.6
Relative Intensity (%)
126.055(HexNAc − 2H2O − Acetyl)
138.055(HexNAc − 2H2O − CH2O)
163.061(Hex)
168.066(HexNAc − 2H2O)
175.120(Y1)
186.077(HexNAc − H2O)
204.088(HexNAc)
347.205(y3)
366.142(HexNAc + Hex)
432.227(b4)
528.197(Hex + HexNAc + Hex)
707.387(PEP_1)
790.424
874.445
892.455
910.466(PEP+HexNAc(1)_1)
1113.546(PEP+HexNAc(2)_1)
1275.600(PEP+HexNAc(2)Hex(1)_1)
1437.653(PEP+HexNAc(2)Hex(2)_1)
1599.707(PEP+HexNAc(2)Hex(3)_1)
1640.732(PEP+HexNAc(3)Hex(2)_1)
1761.761
1802.787(PEP+HexNAc(3)Hex(3)_1)
1923.813
1964.838(PEP+HexNAc(3)Hex(4)_1)
CID-MS/MS Scan:5690, Noise threshold:0.9
Relative Intensity (%)
366.141(HexNAc + Hex)
407.168(HexNAc(2)_1)
528.195(Hex + HexNAc + Hex)
820.869(PEP+HexNAc(3)Hex(2)_2)
881.383
901.896(PEP+HexNAc(3)Hex(2)_2)
910.463(PEP+HexNAc(1)_1)
962.404
982.923(PEP+HexNAc(3)Hex(4)_2)
1003.436(PEP+HexNAc(4)Hex(3)_2)
1055.381
1084.463(PEP+HexNAc(4)Hex(4)_2)
1113.545(PEP+HexNAc(2)_1)
1275.598(PEP+HexNAc(2)Hex(1)_1)
1420.513
1437.651(PEP+HexNAc(2)Hex(2)_1)
1599.708(PEP+HexNAc(2)Hex(3)_1)
1640.734(PEP+HexNAc(3)Hex(2)_1)
1761.759
1802.786(PEP+HexNAc(3)Hex(3)_1)
1923.814
1964.838(PEP+HexNAc(3)Hex(4)_1)
m/z

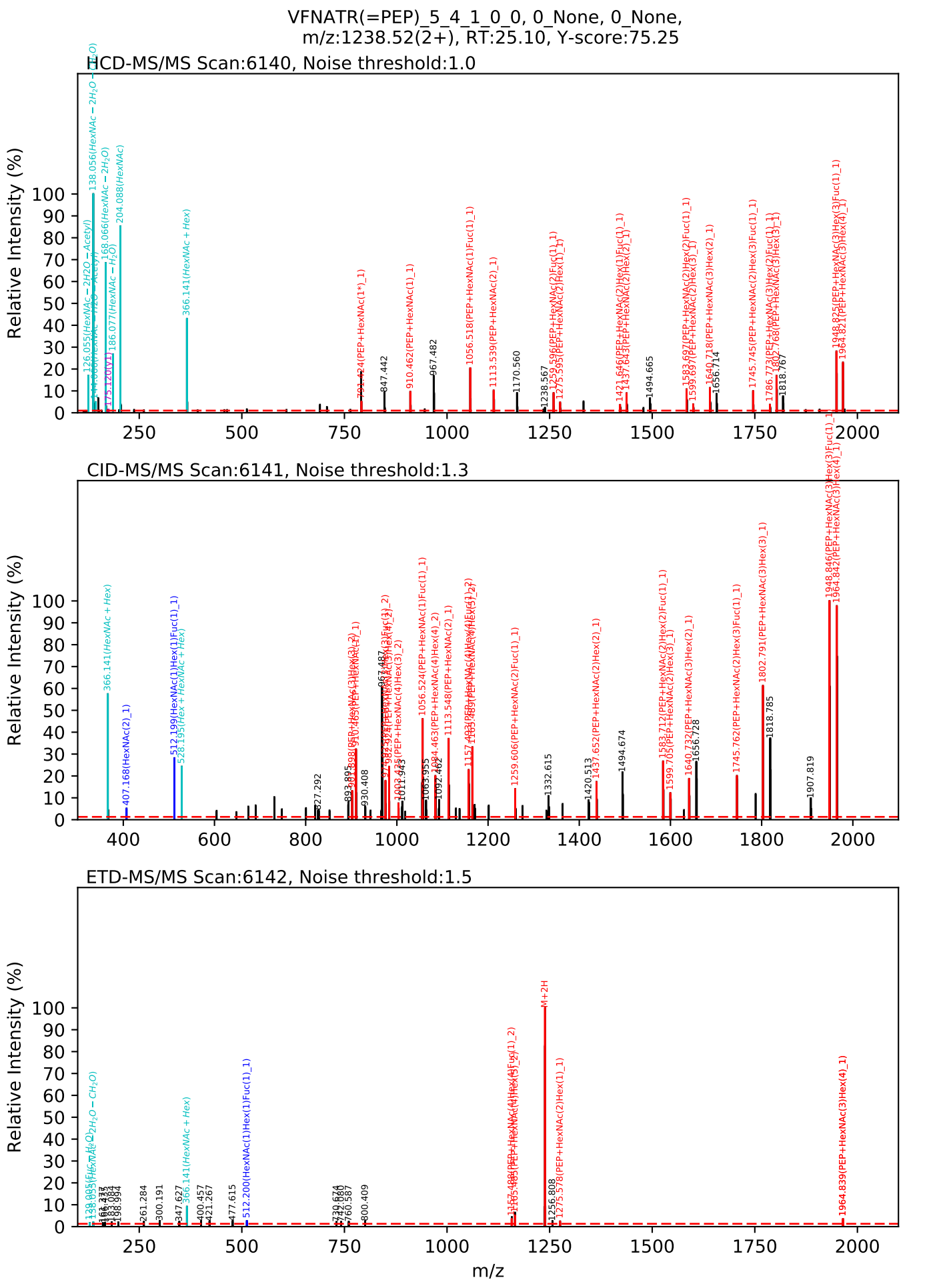
VFNATR(=PEP)_5_4_1_0_0, 0_None, 0_None,
m/z:1238.52(2+), RT:25.10, Y-score:75.25
HCD-MS/MS Scan:6140, Noise threshold:1.0
CID-MS/MS Scan:6141, Noise threshold:1.3
ETD-MS/MS Scan:6142, Noise threshold:1.5
Relative Intensity (%)
m/z

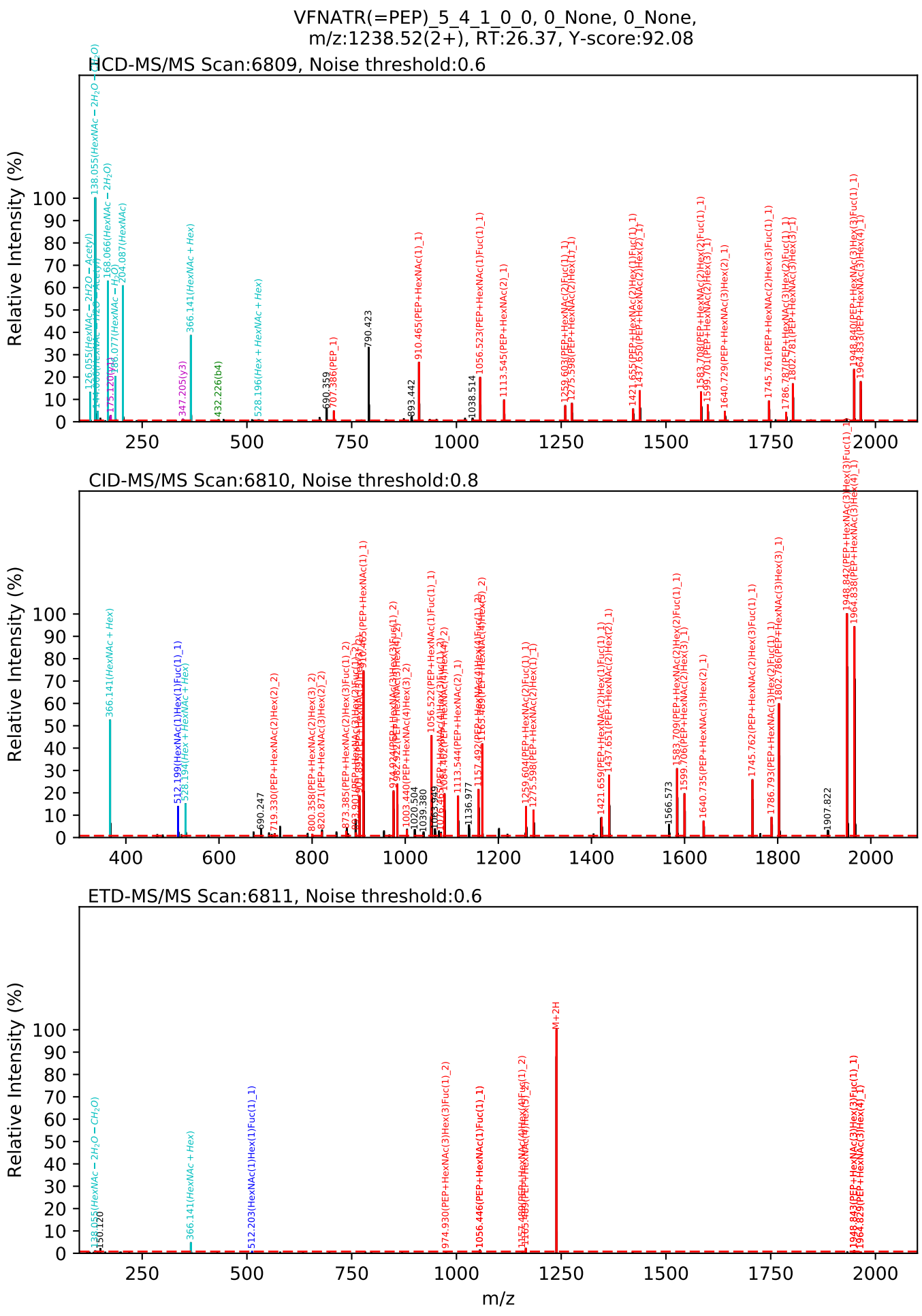
VFNATR(=PEP)_5_4_1_0_0, 0_None, 0_None,
m/z:1238.52(2+), RT:26.37, Y-score:92.08
HCD-MS/MS Scan:6809, Noise threshold:0.6
CID-MS/MS Scan:6810, Noise threshold:0.8
ETD-MS/MS Scan:6811, Noise threshold:0.6
Relative Intensity (%)
m/z

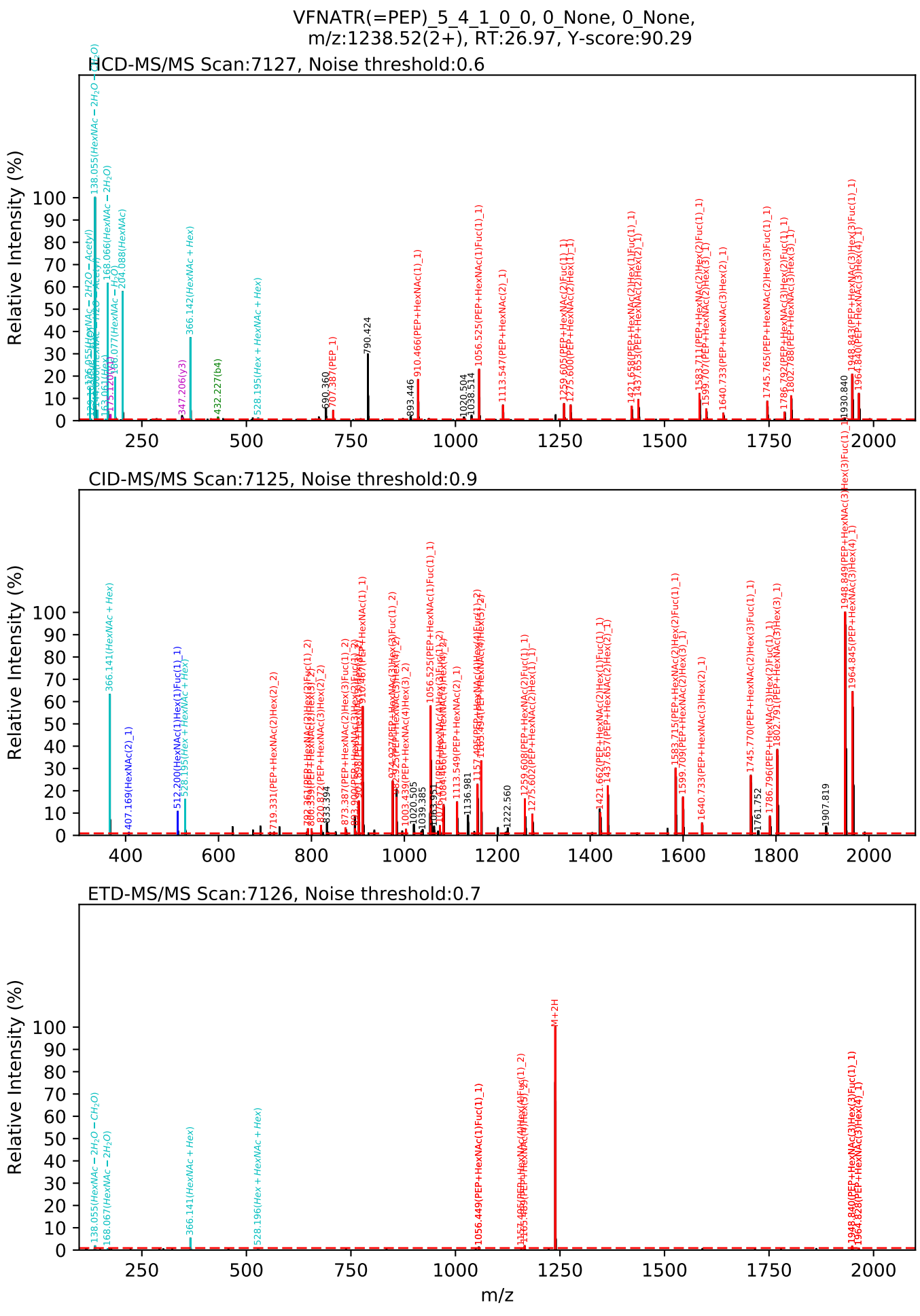
VFNATR(=PEP)_5_4_1_0_0, 0_None, 0_None,
m/z:1238.52(2+), RT:26.97, Y-score:90.29
HCD-MS/MS Scan:7127, Noise threshold:0.6
CID-MS/MS Scan:7125, Noise threshold:0.9
ETD-MS/MS Scan:7126, Noise threshold:0.7
Relative Intensity (%)
m/z

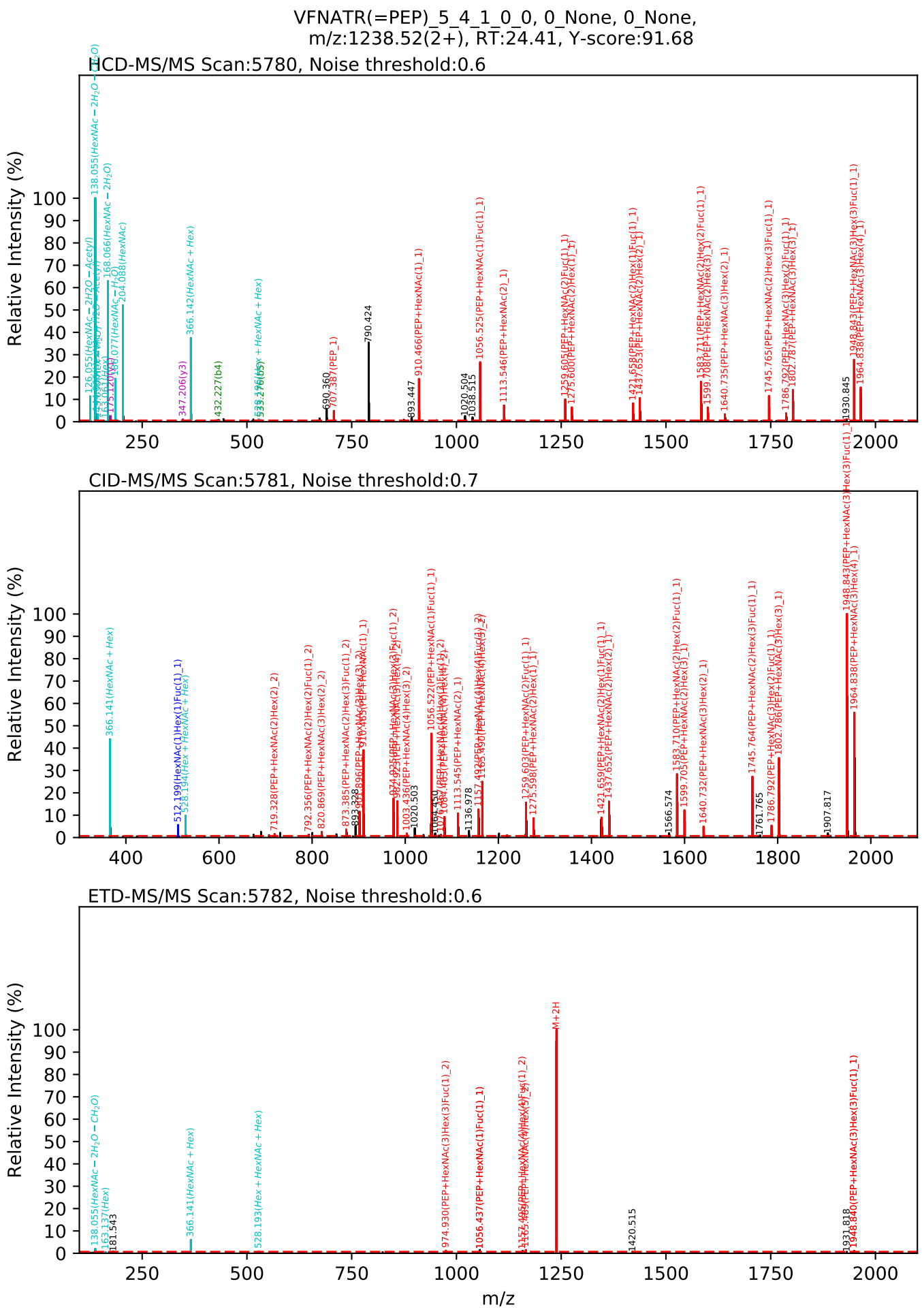
VFNATR(=PEP)_5_4_1_0_0, 0_None, 0_None,
m/z:1238.52(2+), RT:24.41, Y-score:91.68
HCD-MS/MS Scan:5780, Noise threshold:0.6
CID-MS/MS Scan:5781, Noise threshold:0.7
ETD-MS/MS Scan:5782, Noise threshold:0.6
Relative Intensity (%)
m/z

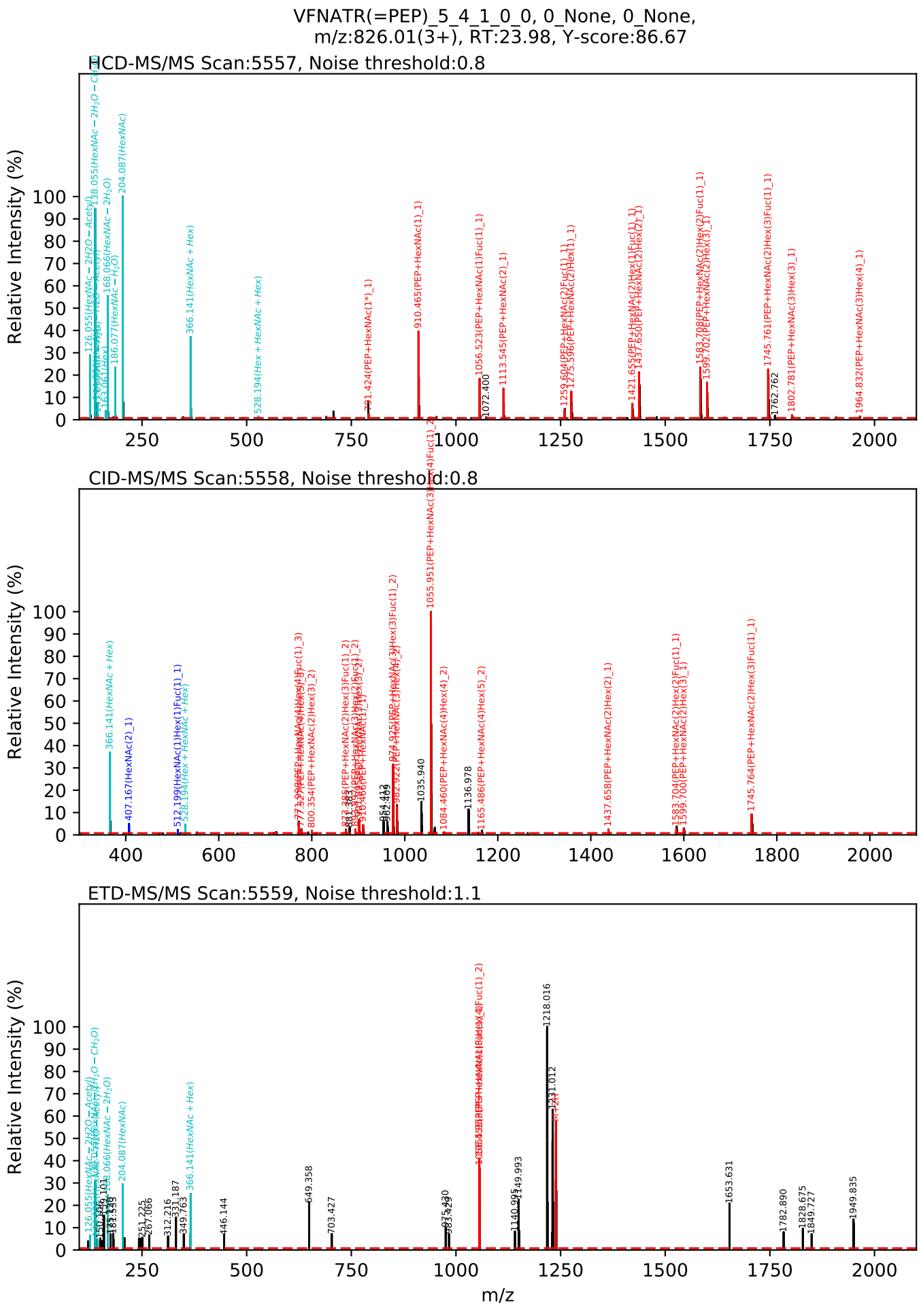
VFNATR(=PEP)_5_4_1_0_0, 0_None, 0_None,
m/z:826.01(3+), RT:23.98, Y-score:86.67
HCD-MS/MS Scan:5557, Noise threshold:0.8
CID-MS/MS Scan:5558, Noise threshold:0.8
ETD-MS/MS Scan:5559, Noise threshold:1.1
Relative Intensity (%)
m/z

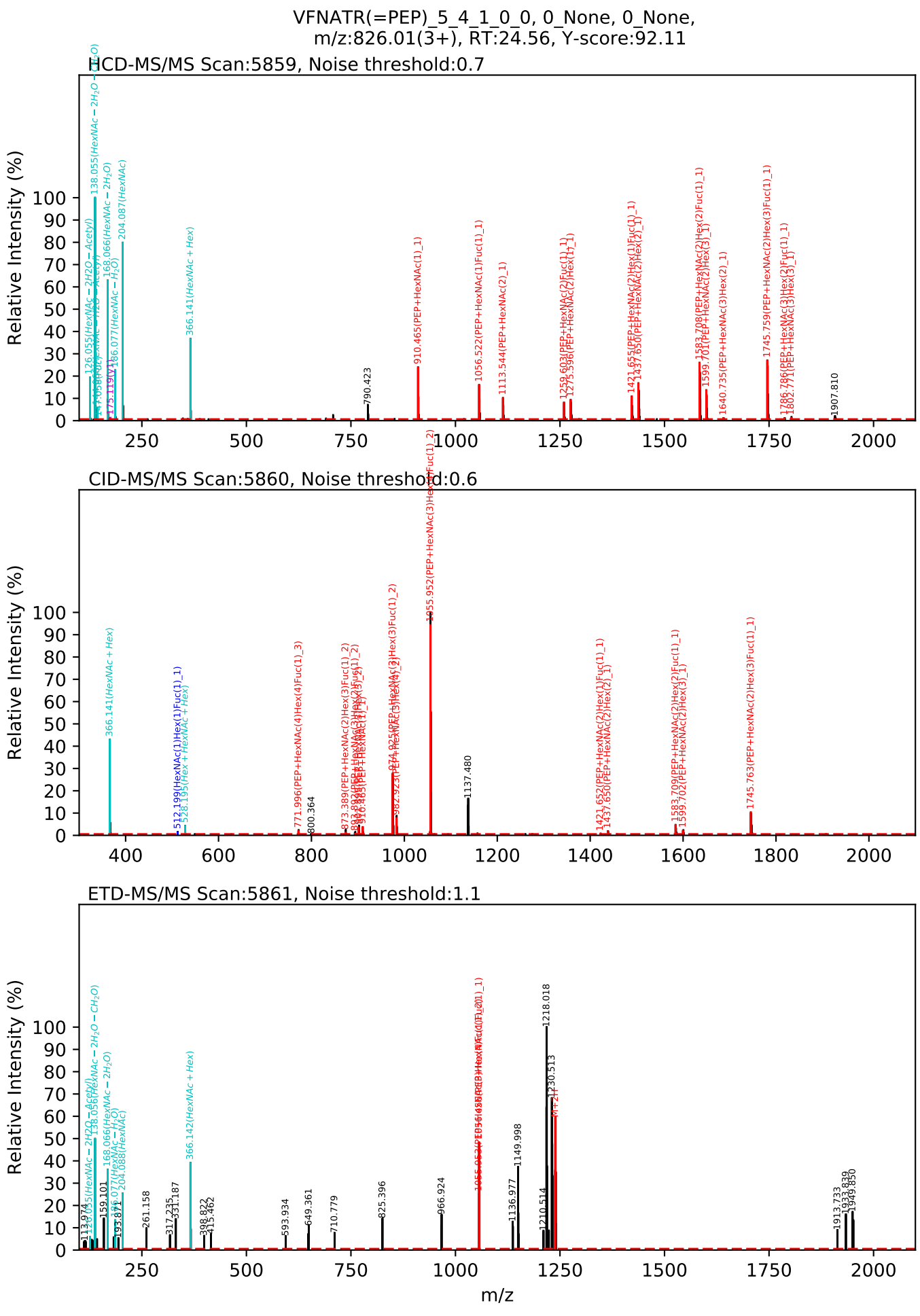
VFNATR(=PEP)_5_4_1_0_0, 0_None, 0_None,
m/z:826.01(3+), RT:24.56, Y-score:92.11
HCD-MS/MS Scan:5859, Noise threshold:0.7
CID-MS/MS Scan:5860, Noise threshold:0.6
ETD-MS/MS Scan:5861, Noise threshold:1.1
Relative Intensity (%)
m/z

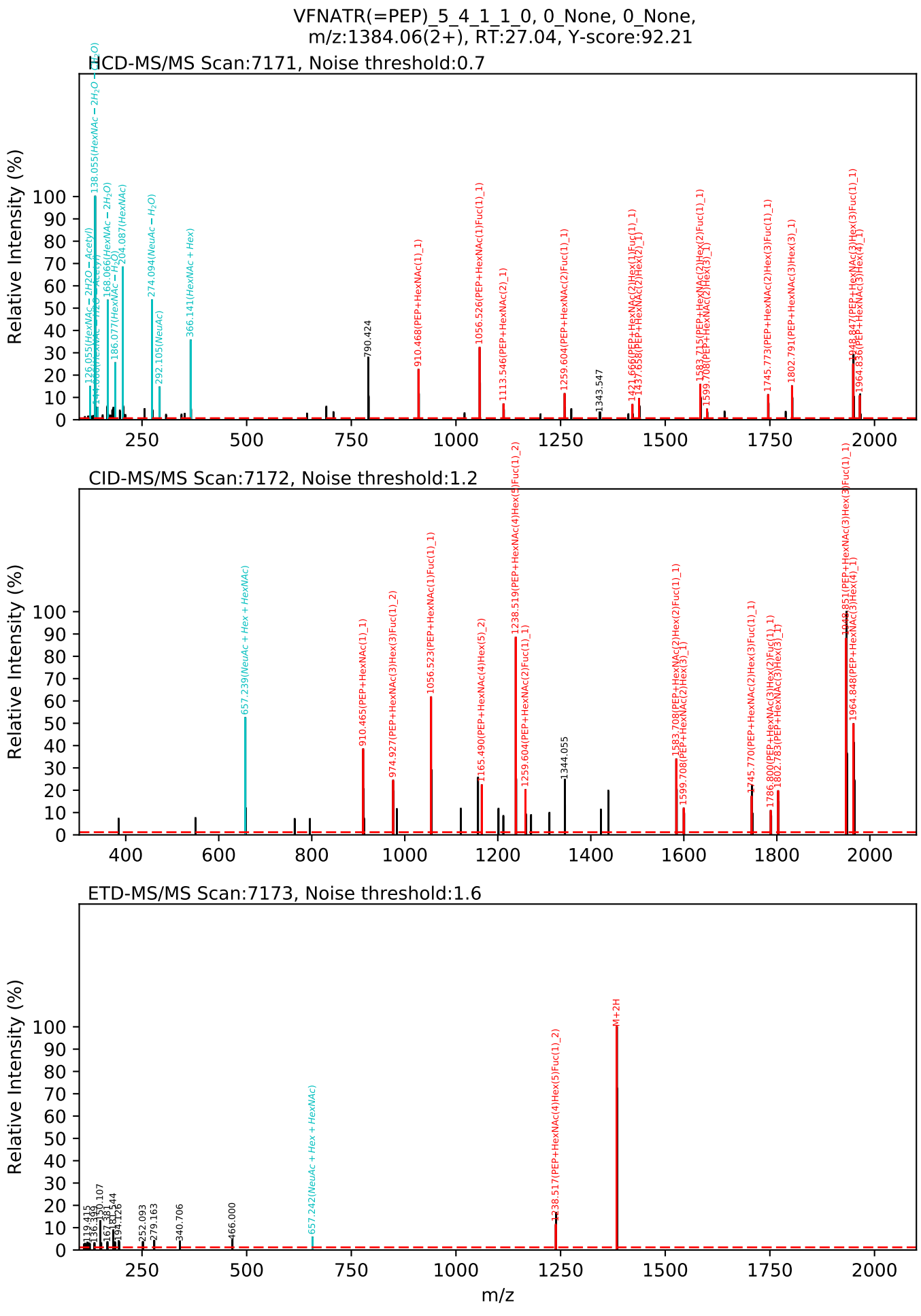
VFNATR(=PEP)_5_4_1_1_0, 0_None, 0_None,
m/z:1384.06(2+), RT:27.04, Y-score:92.21
HCD-MS/MS Scan:7171, Noise threshold:0.7
CID-MS/MS Scan:7172, Noise threshold:1.2
ETD-MS/MS Scan:7173, Noise threshold:1.6
Relative Intensity (%)
m/z

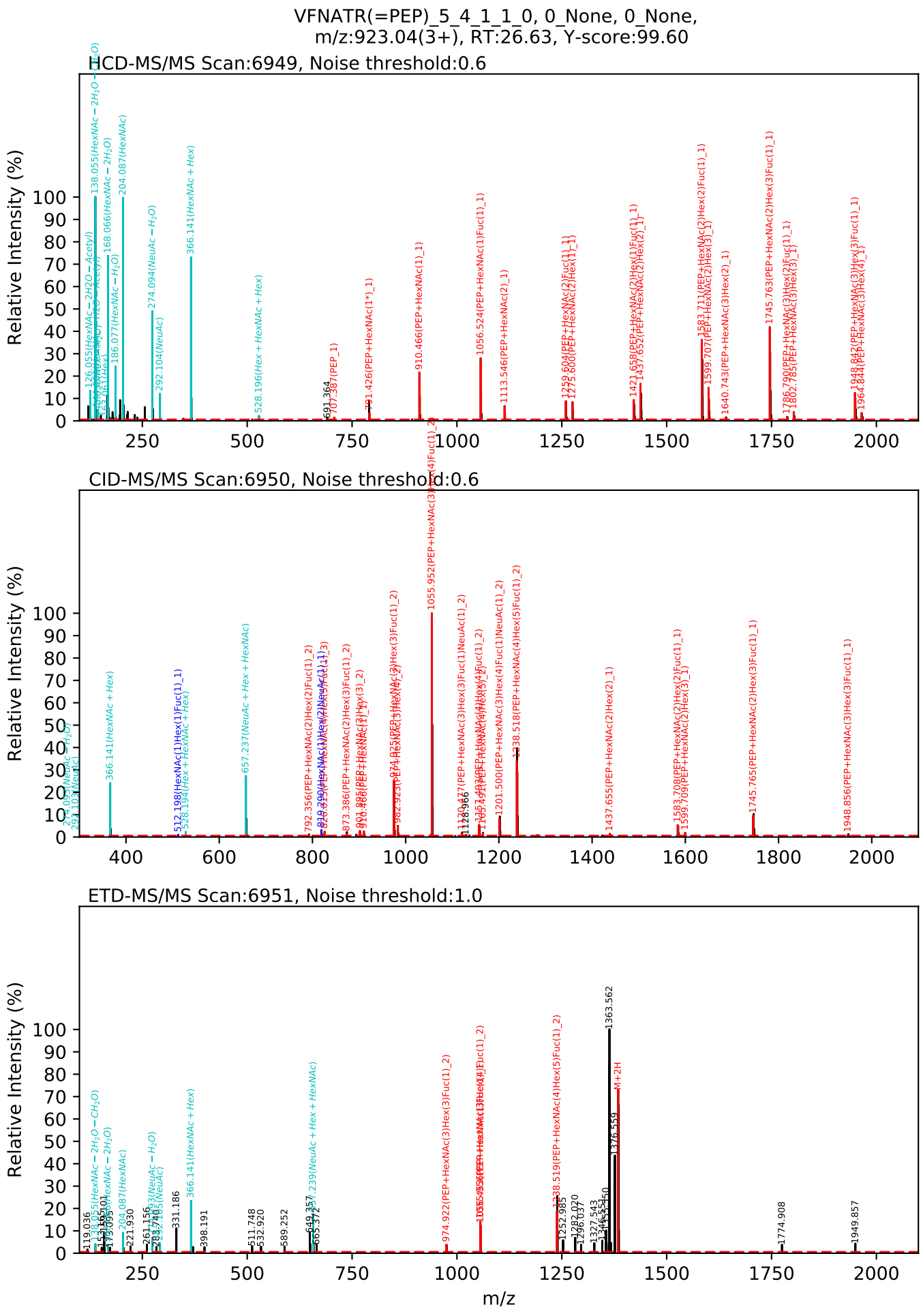
VFNATR(=PEP)_5_4_1_1_0, 0_None, 0_None,
m/z:923.04(3+), RT:26.63, Y-score:99.60
HCD-MS/MS Scan:6949, Noise threshold:0.6
CID-MS/MS Scan:6950, Noise threshold:0.6
ETD-MS/MS Scan:6951, Noise threshold:1.0
Relative Intensity (%)
m/z

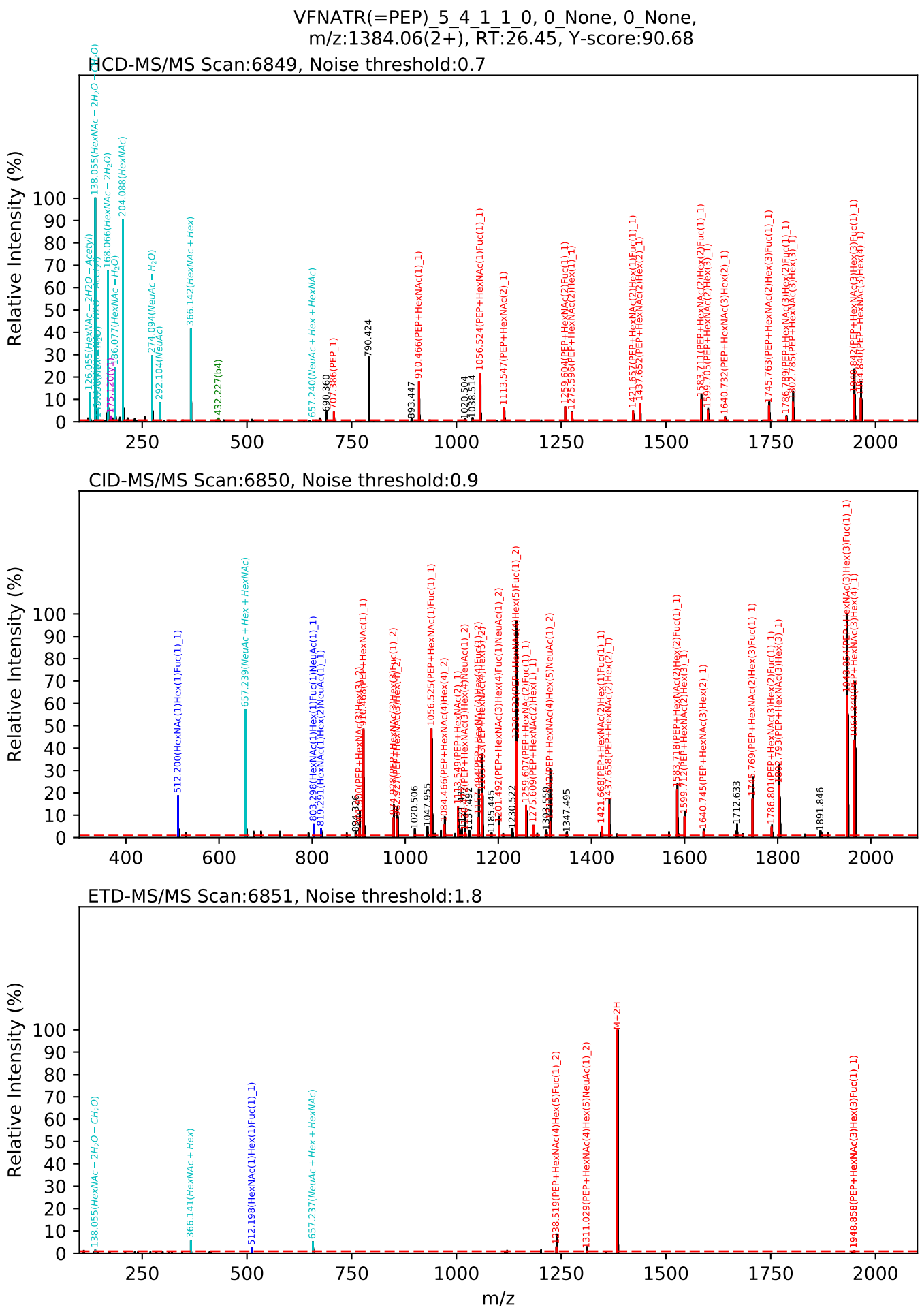
VFNATR(=PEP)_5_4_1_1_0, 0_None, 0_None,
m/z:1384.06(2+), RT:26.45, Y-score:90.68
HCD-MS/MS Scan:6849, Noise threshold:0.7
CID-MS/MS Scan:6850, Noise threshold:0.9
ETD-MS/MS Scan:6851, Noise threshold:1.8
Relative Intensity (%)
m/z

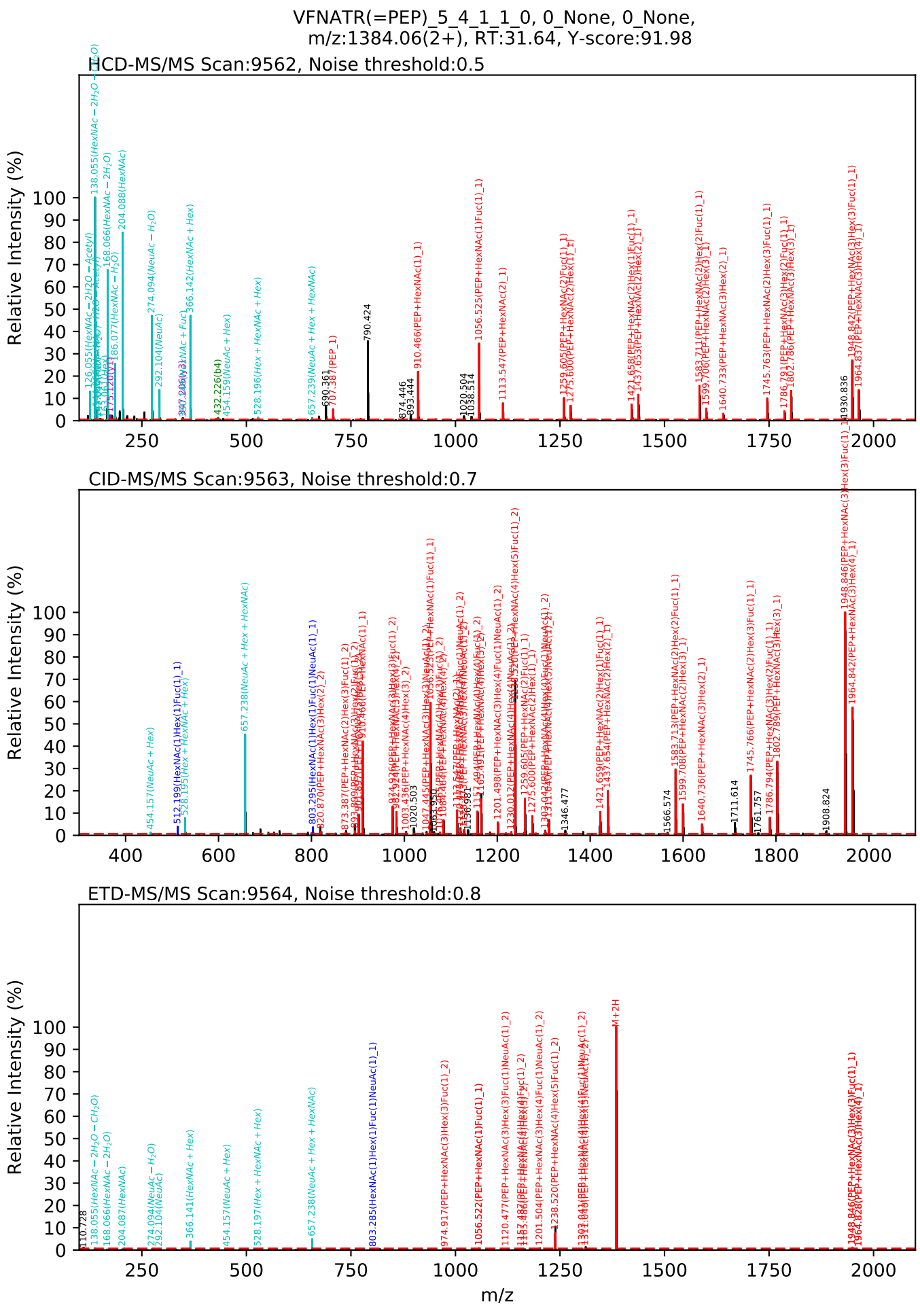
VFNATR(=PEP)_5_4_1_1_0, 0_None, 0_None,
m/z:1384.06(2+), RT:31.64, Y-score:91.98
HCD-MS/MS Scan:9562, Noise threshold:0.5
CID-MS/MS Scan:9563, Noise threshold:0.7
ETD-MS/MS Scan:9564, Noise threshold:0.8
Relative Intensity (%)
m/z

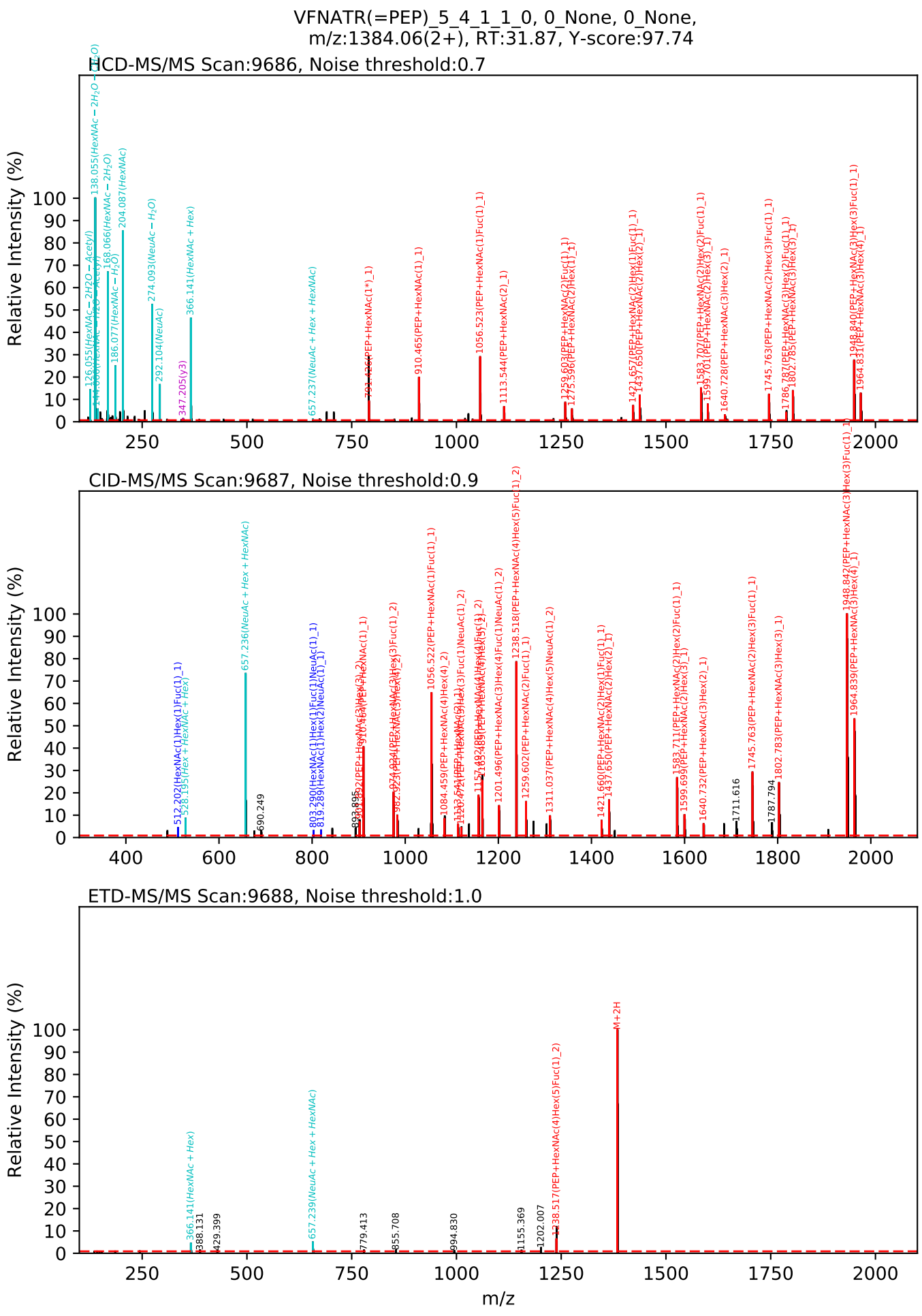
VFNATR(=PEP)_5_4_1_1_0, 0_None, 0_None,
m/z:1384.06(2+), RT:31.87, Y-score:97.74
HCD-MS/MS Scan:9686, Noise threshold:0.7
CID-MS/MS Scan:9687, Noise threshold:0.9
ETD-MS/MS Scan:9688, Noise threshold:1.0
Relative Intensity (%)
m/z

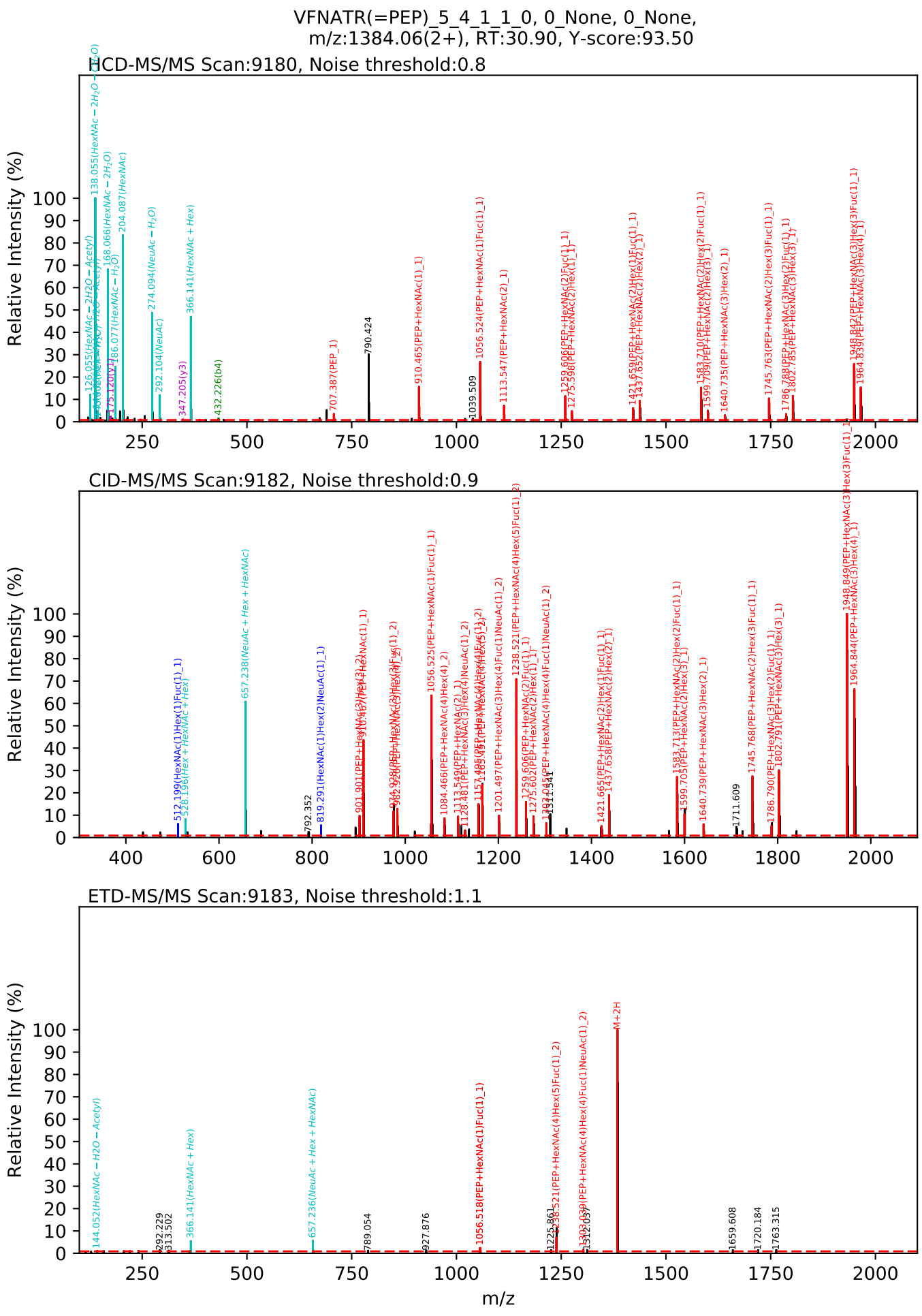
VFNATR(=PEP)_5_4_1_1_0, 0_None, 0_None,
m/z:1384.06(2+), RT:30.90, Y-score:93.50
HCD-MS/MS Scan:9180, Noise threshold:0.8
CID-MS/MS Scan:9182, Noise threshold:0.9
ETD-MS/MS Scan:9183, Noise threshold:1.1
Relative Intensity (%)
m/z

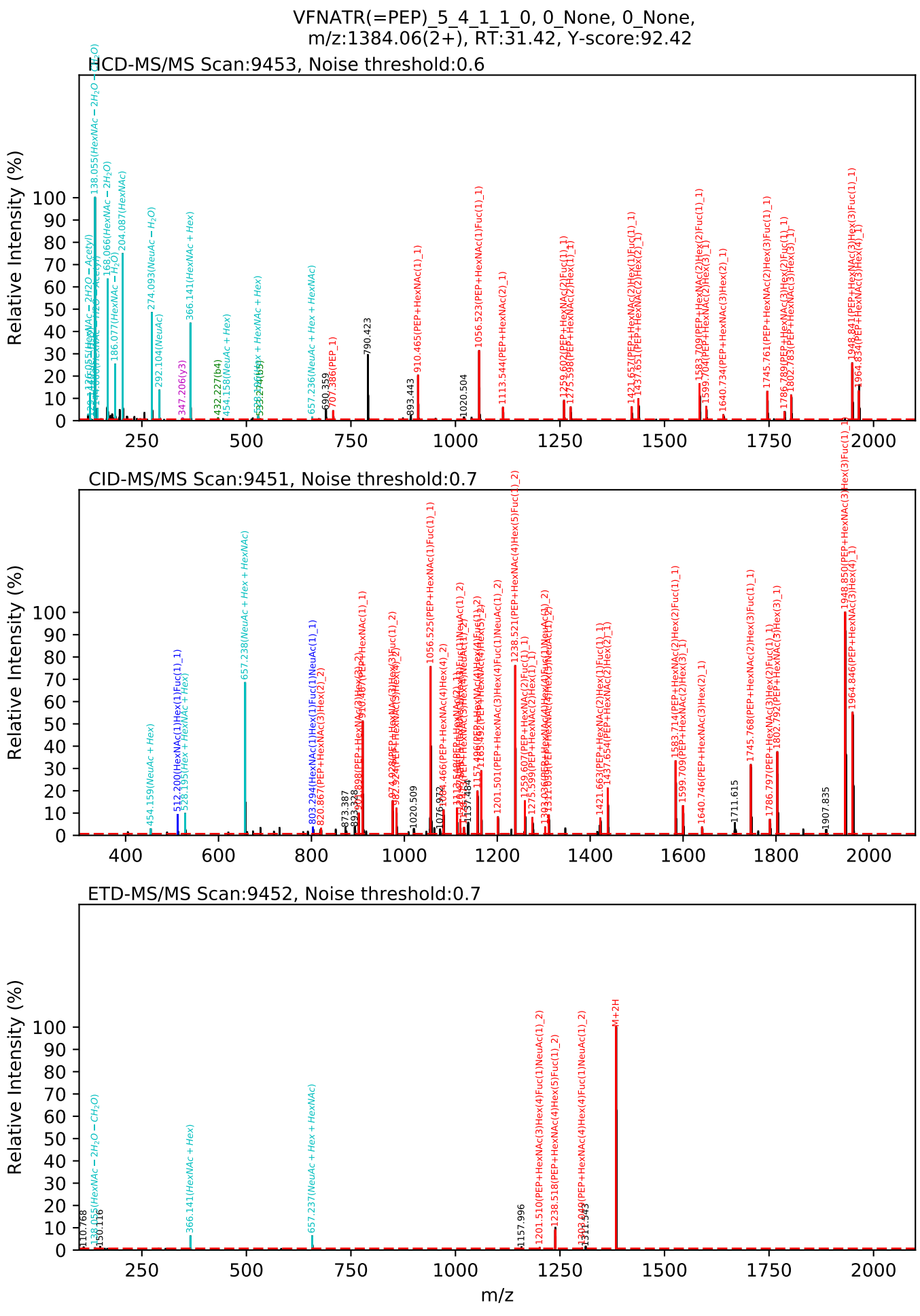
VFNATR(=PEP)_5_4_1_1_0, 0_None, 0_None,
m/z:1384.06(2+), RT:31.42, Y-score:92.42
HCD-MS/MS Scan:9453, Noise threshold:0.6
CID-MS/MS Scan:9451, Noise threshold:0.7
ETD-MS/MS Scan:9452, Noise threshold:0.7
Relative Intensity (%)
m/z

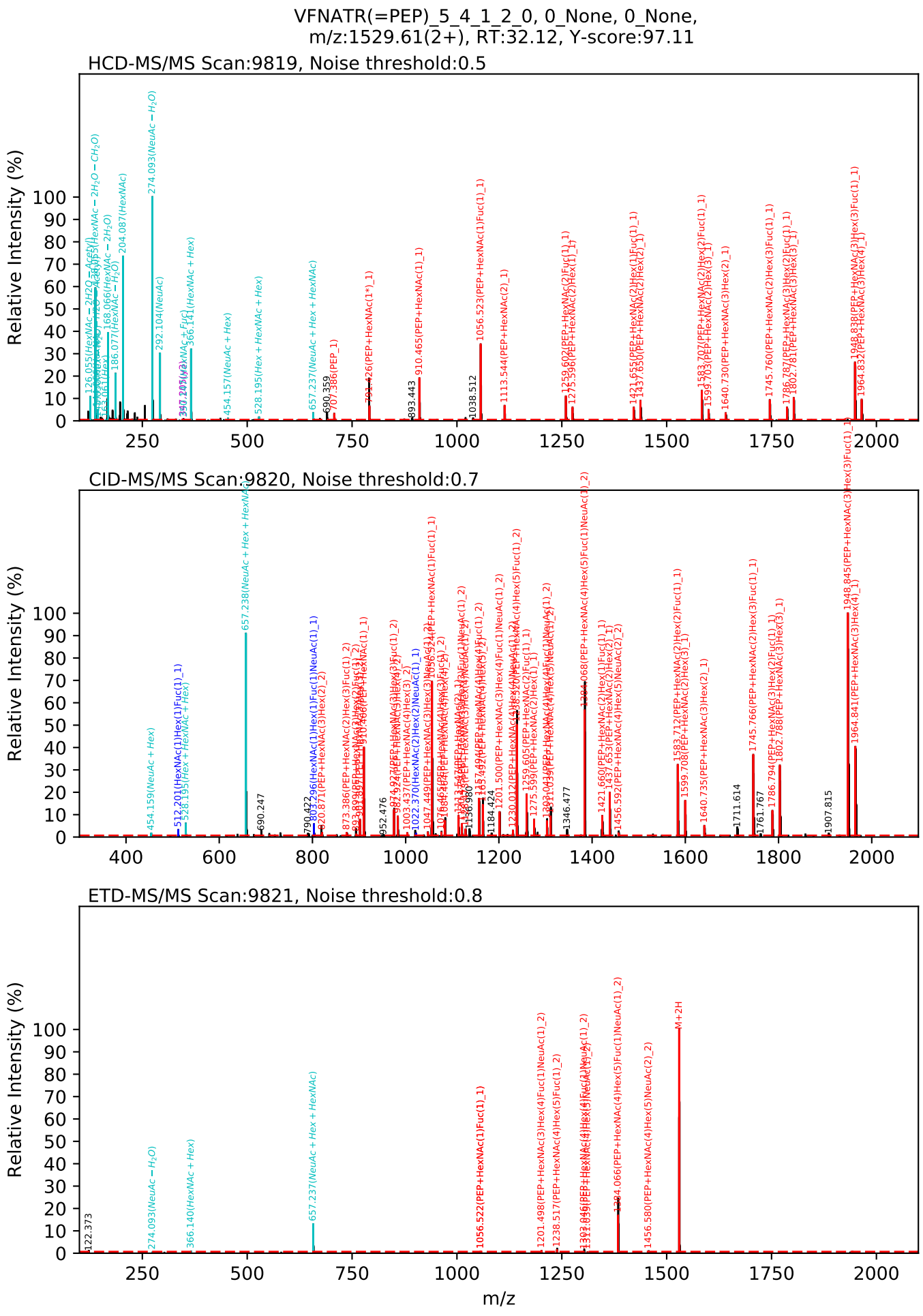
VFNATR(=PEP)_5_4_1_2_0, 0_None, 0_None,
m/z:1529.61(2+), RT:32.12, Y-score:97.11
HCD-MS/MS Scan:9819, Noise threshold:0.5
CID-MS/MS Scan:9820, Noise threshold:0.7
ETD-MS/MS Scan:9821, Noise threshold:0.8
Relative Intensity (%)
m/z

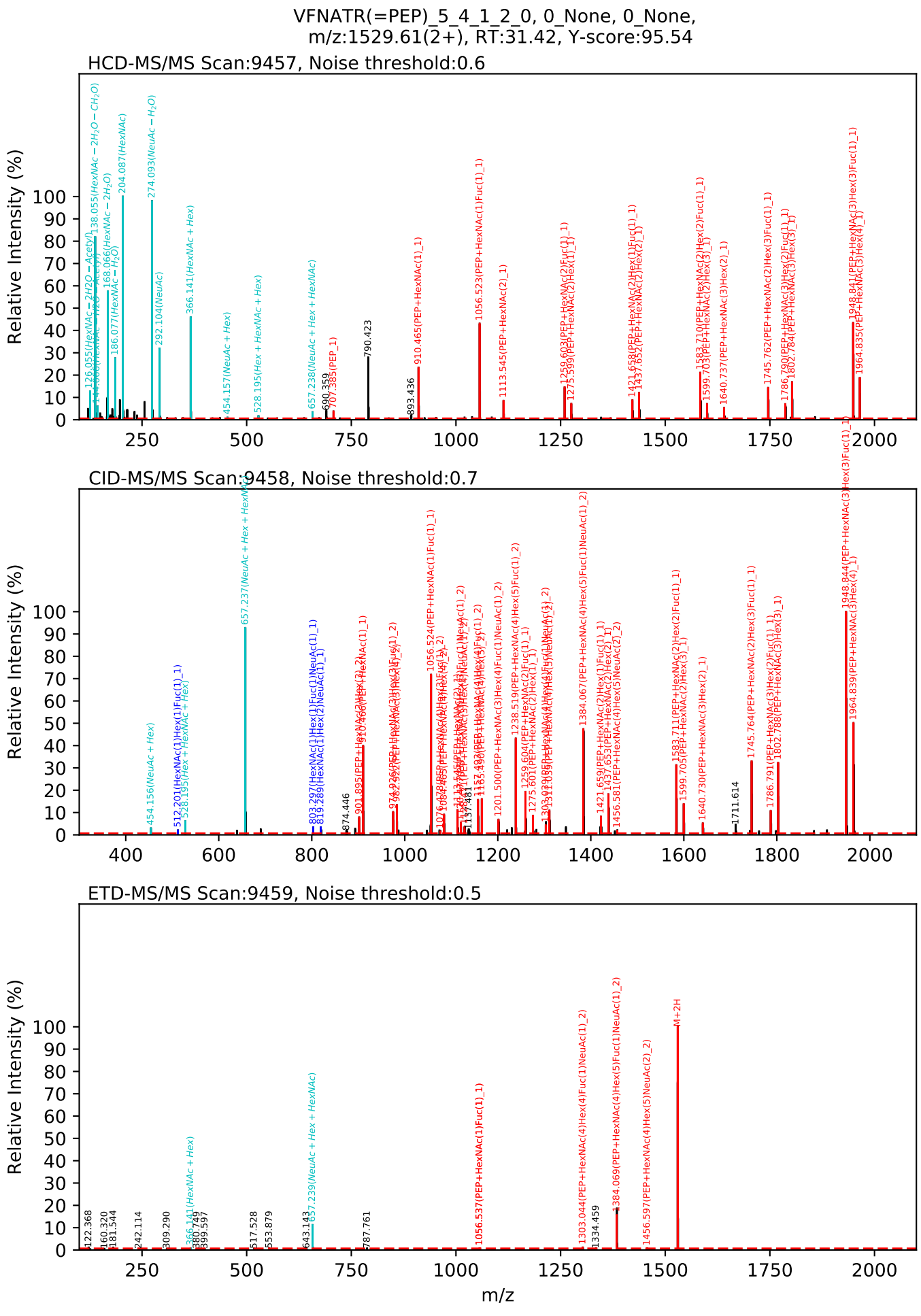
VFNATR(=PEP)_5_4_1_2_0, 0_None, 0_None,
m/z:1529.61(2+), RT:31.42, Y-score:95.54
HCD-MS/MS Scan:9457, Noise threshold:0.6
CID-MS/MS Scan:9458, Noise threshold:0.7
ETD-MS/MS Scan:9459, Noise threshold:0.5
Relative Intensity (%)
m/z

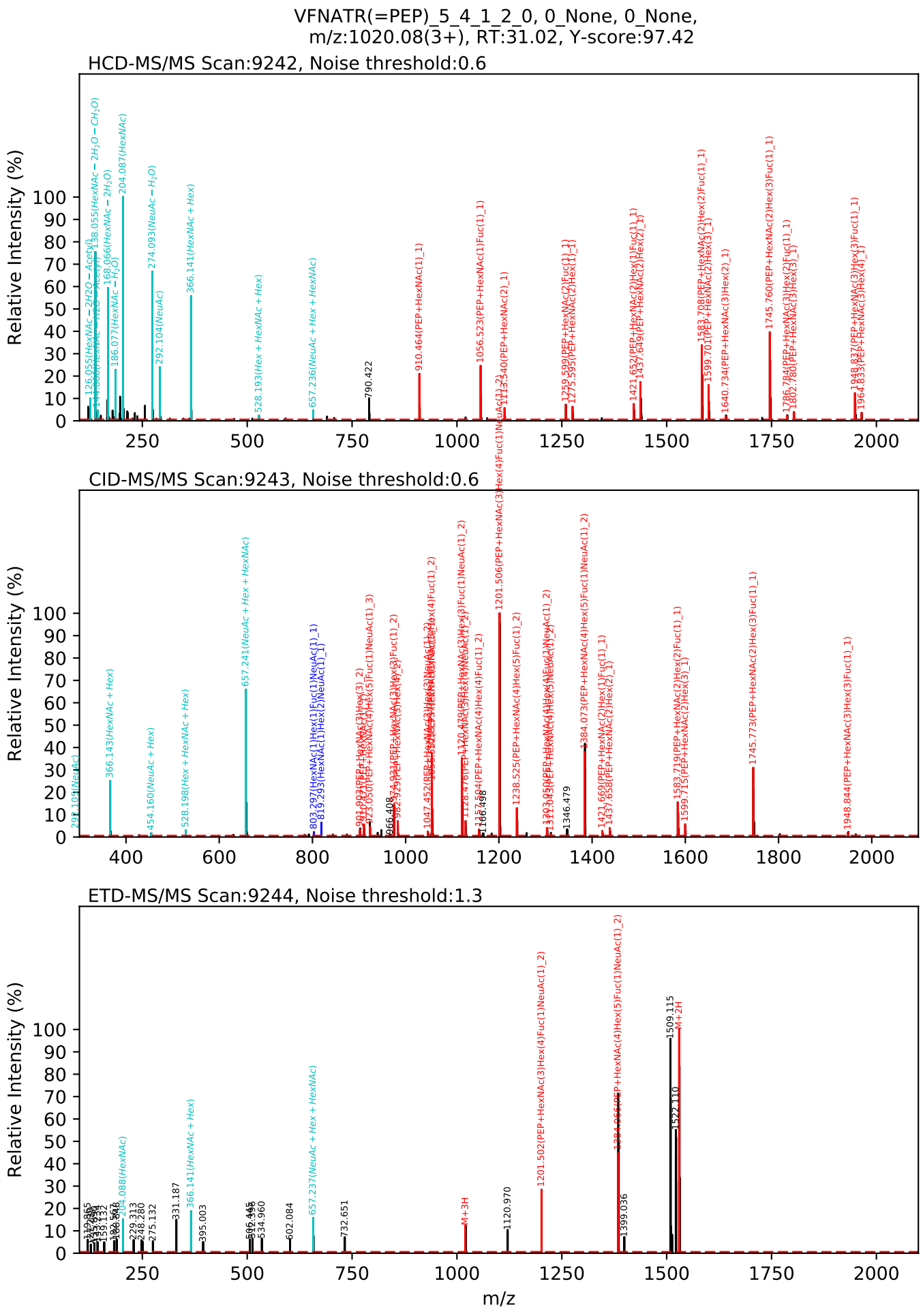
VFNATR(=PEP)_5_4_1_2_0, 0_None, 0_None,
m/z:1020.08(3+), RT:31.02, Y-score:97.42
HCD-MS/MS Scan:9242, Noise threshold:0.6
CID-MS/MS Scan:9243, Noise threshold:0.6
ETD-MS/MS Scan:9244, Noise threshold:1.3
Relative Intensity (%)
m/z

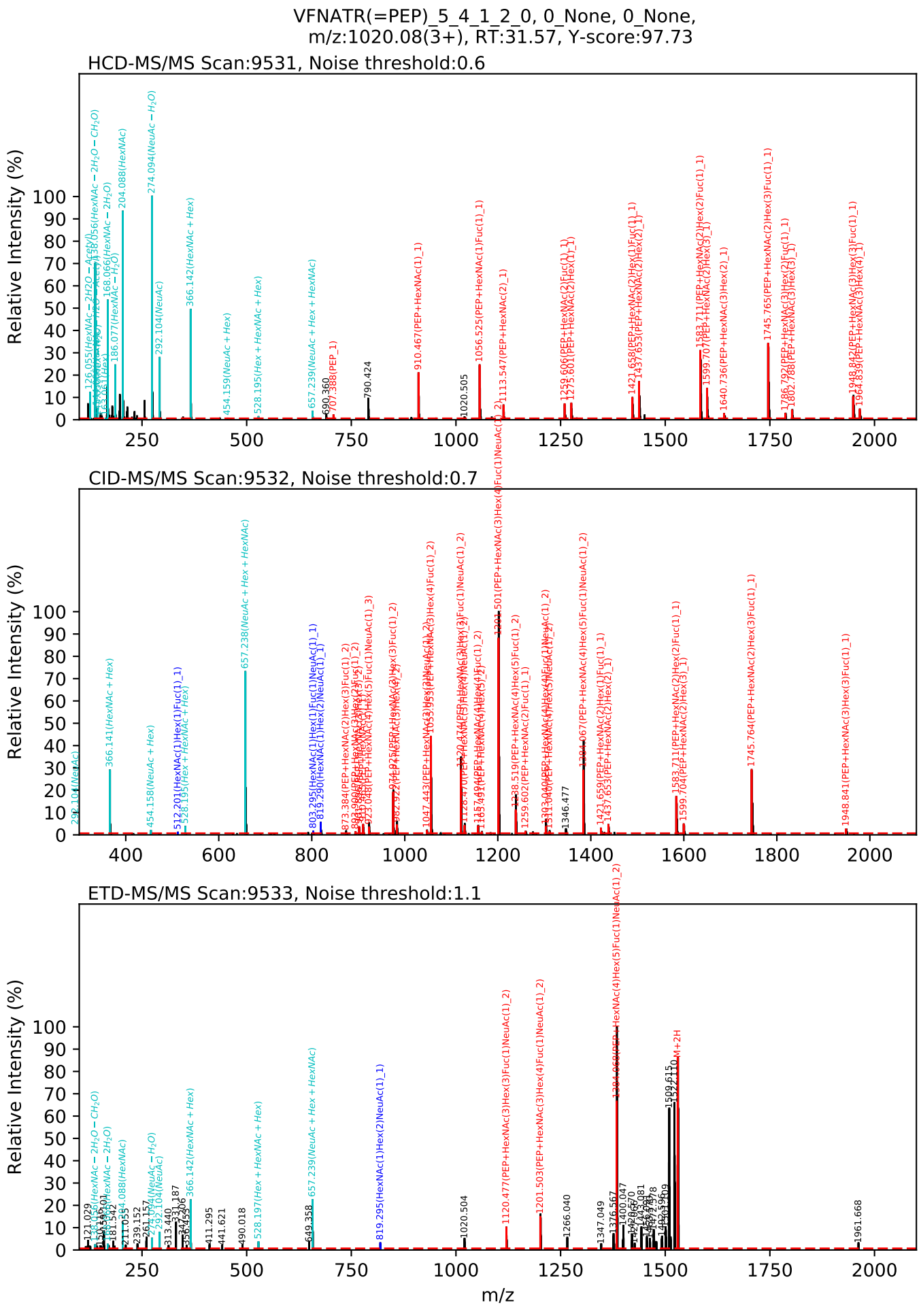
VFNATR(=PEP)_5_4_1_2_0, 0_None, 0_None,
m/z:1020.08(3+), RT:31.57, Y-score:97.73
HCD-MS/MS Scan:9531, Noise threshold:0.6
CID-MS/MS Scan:9532, Noise threshold:0.7
ETD-MS/MS Scan:9533, Noise threshold:1.1
Relative Intensity (%)
m/z

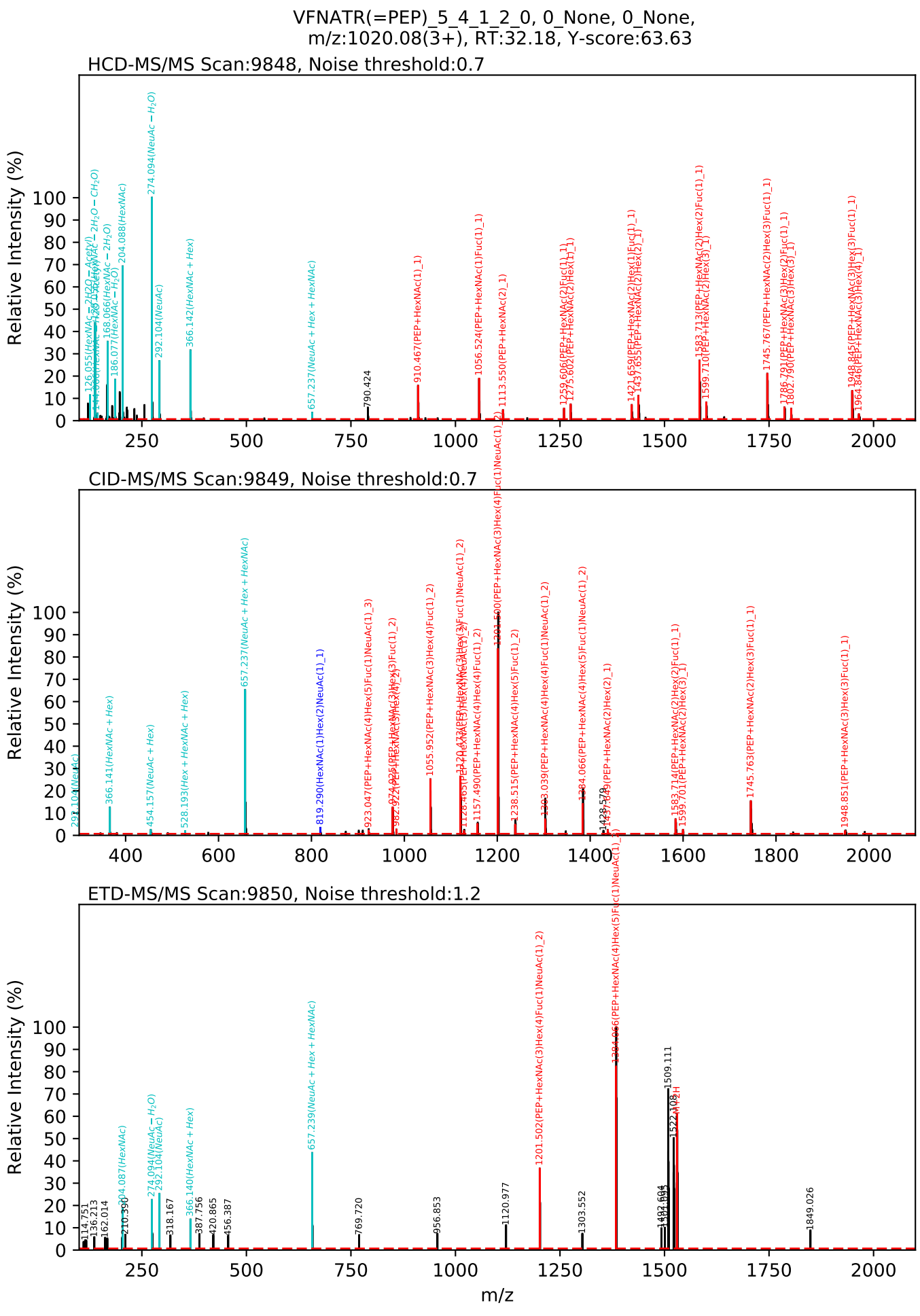
VFNATR(=PEP)_5_4_1_2_0, 0_None, 0_None,
m/z:1020.08(3+), RT:32.18, Y-score:63.63
HCD-MS/MS Scan:9848, Noise threshold:0.7
CID-MS/MS Scan:9849, Noise threshold:0.7
ETD-MS/MS Scan:9850, Noise threshold:1.2
Relative Intensity (%)
m/z

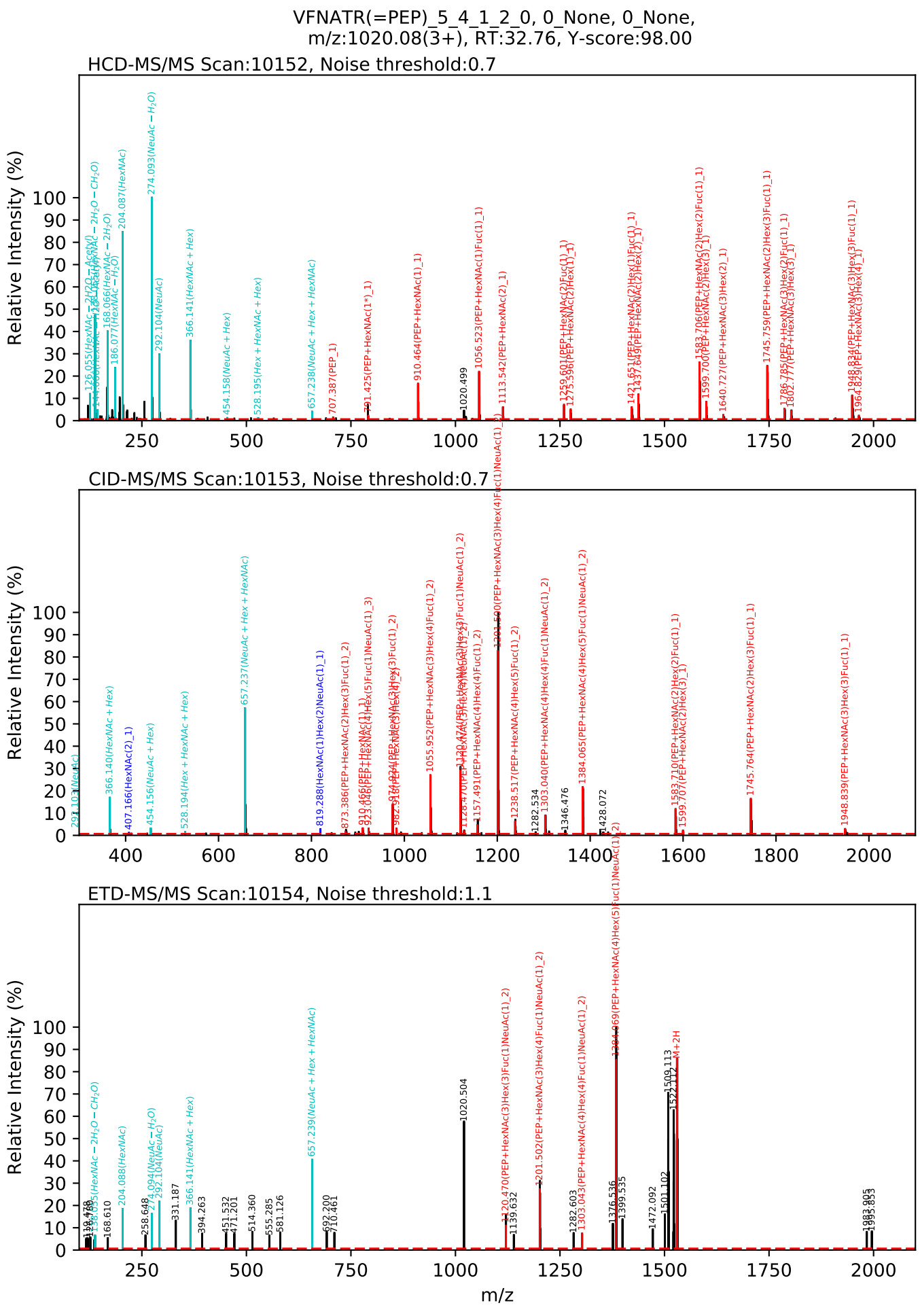
VFNATR(=PEP)_5_4_1_2_0, 0_None, 0_None,
m/z:1020.08(3+), RT:32.76, Y-score:98.00
HCD-MS/MS Scan:10152, Noise threshold:0.7
CID-MS/MS Scan:10153, Noise threshold:0.7
ETD-MS/MS Scan:10154, Noise threshold:1.1
Relative Intensity (%)
m/z

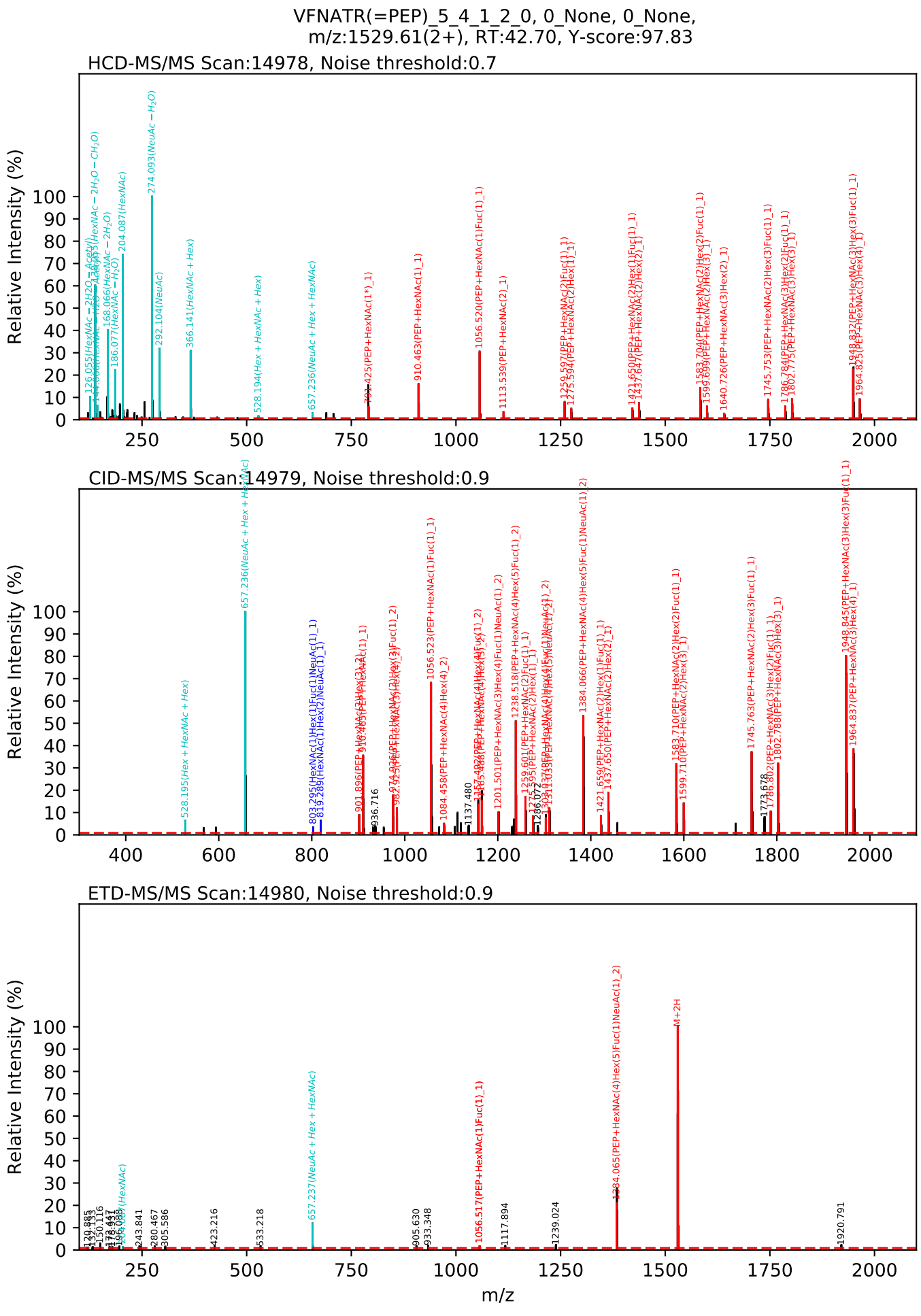
VFNATR(=PEP)_5_4_1_2_0, 0_None, 0_None,
m/z:1529.61(2+), RT:42.70, Y-score:97.83
HCD-MS/MS Scan:14978, Noise threshold:0.7
CID-MS/MS Scan:14979, Noise threshold:0.9
ETD-MS/MS Scan:14980, Noise threshold:0.9
Relative Intensity (%)
m/z

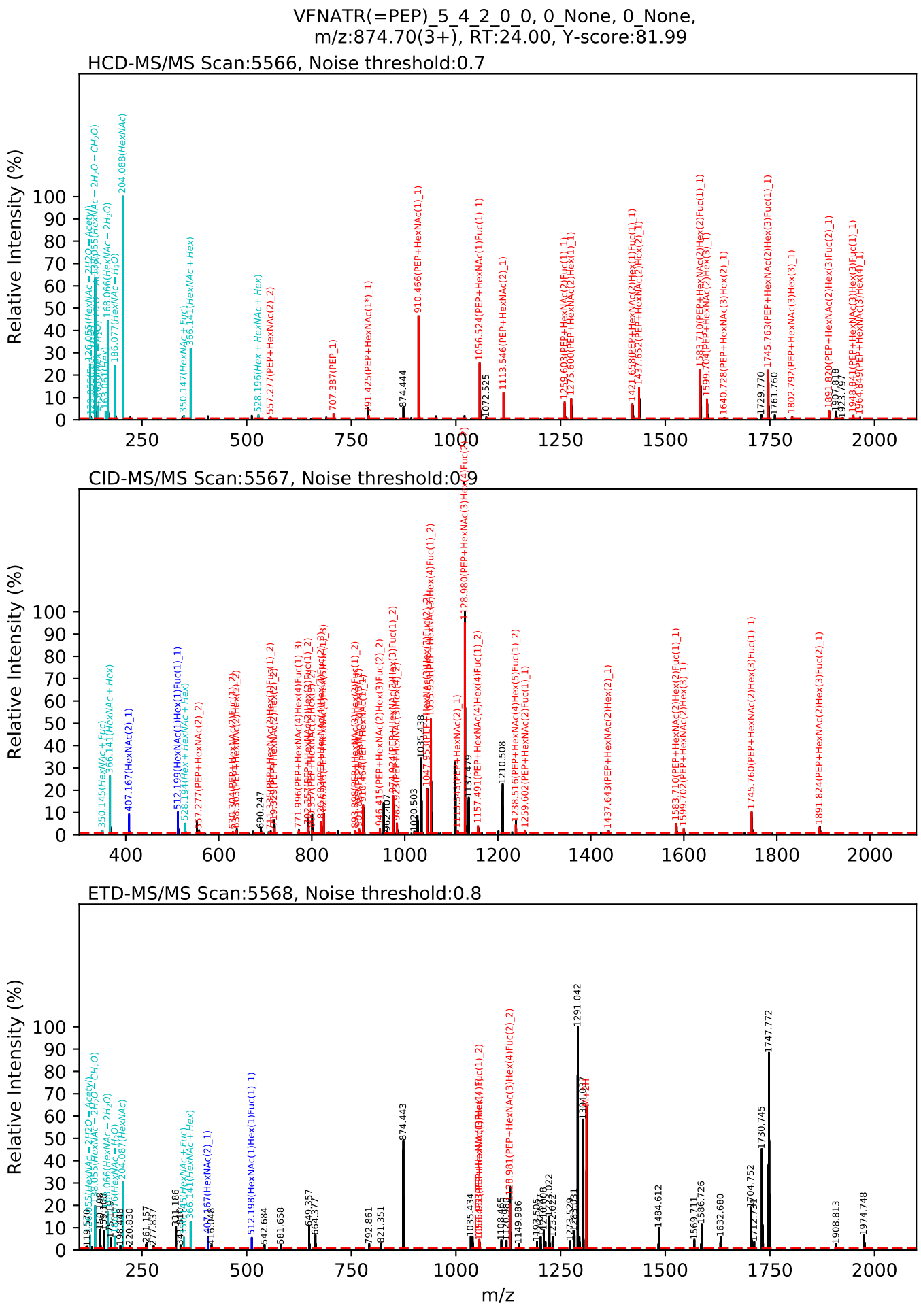
VFNATR(=PEP)_5_4_2_0_0, 0_None, 0_None,
m/z:874.70(3+), RT:24.00, Y-score:81.99
HCD-MS/MS Scan:5566, Noise threshold:0.7
CID-MS/MS Scan:5567, Noise threshold:0.9
ETD-MS/MS Scan:5568, Noise threshold:0.8
Relative Intensity (%)
m/z

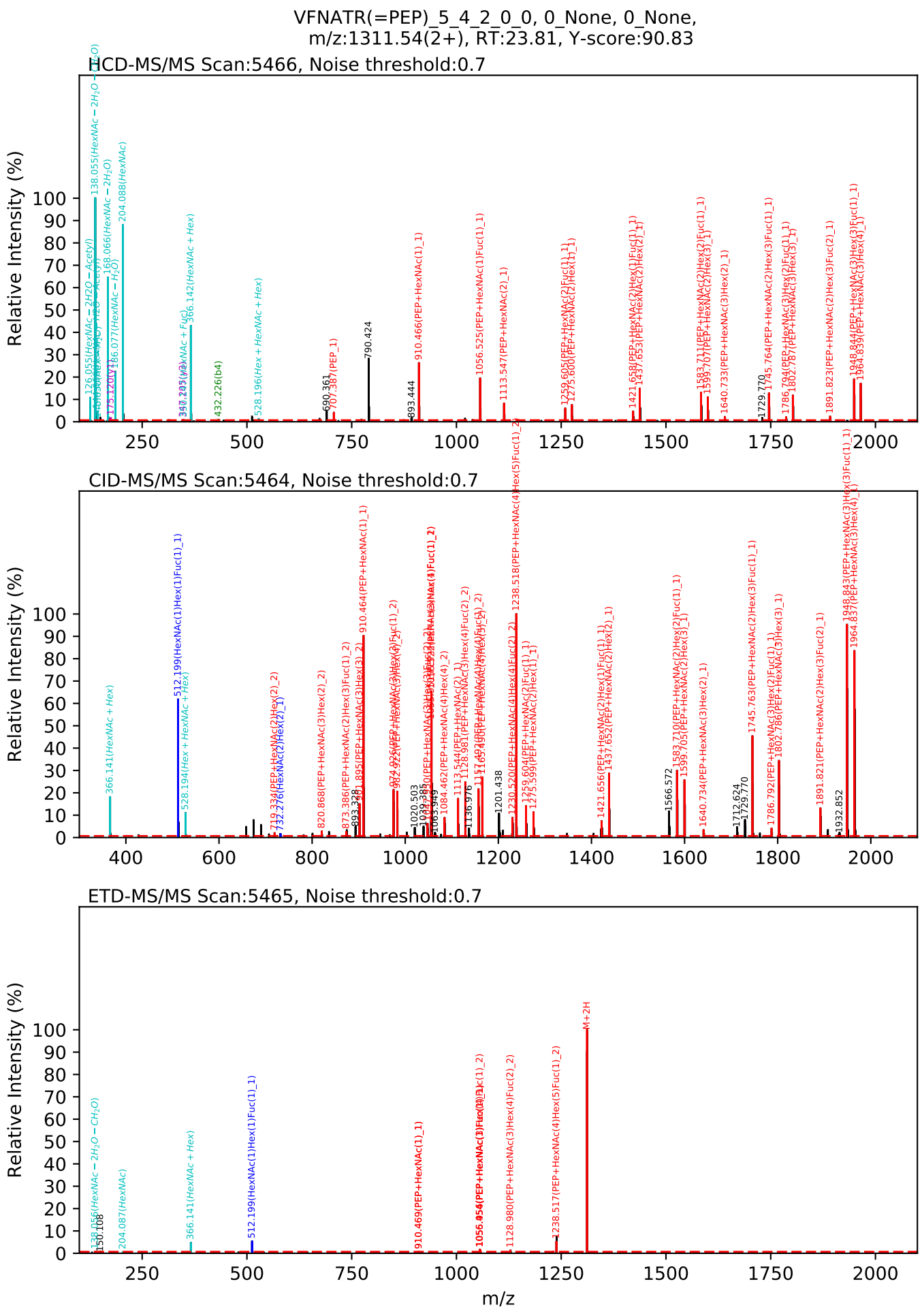
VFNATR(=PEP)_5_4_2_0_0, 0_None, 0_None,
m/z:1311.54(2+), RT:23.81, Y-score:90.83
HCD-MS/MS Scan:5466, Noise threshold:0.7
CID-MS/MS Scan:5464, Noise threshold:0.7
ETD-MS/MS Scan:5465, Noise threshold:0.7
Relative Intensity (%)
m/z

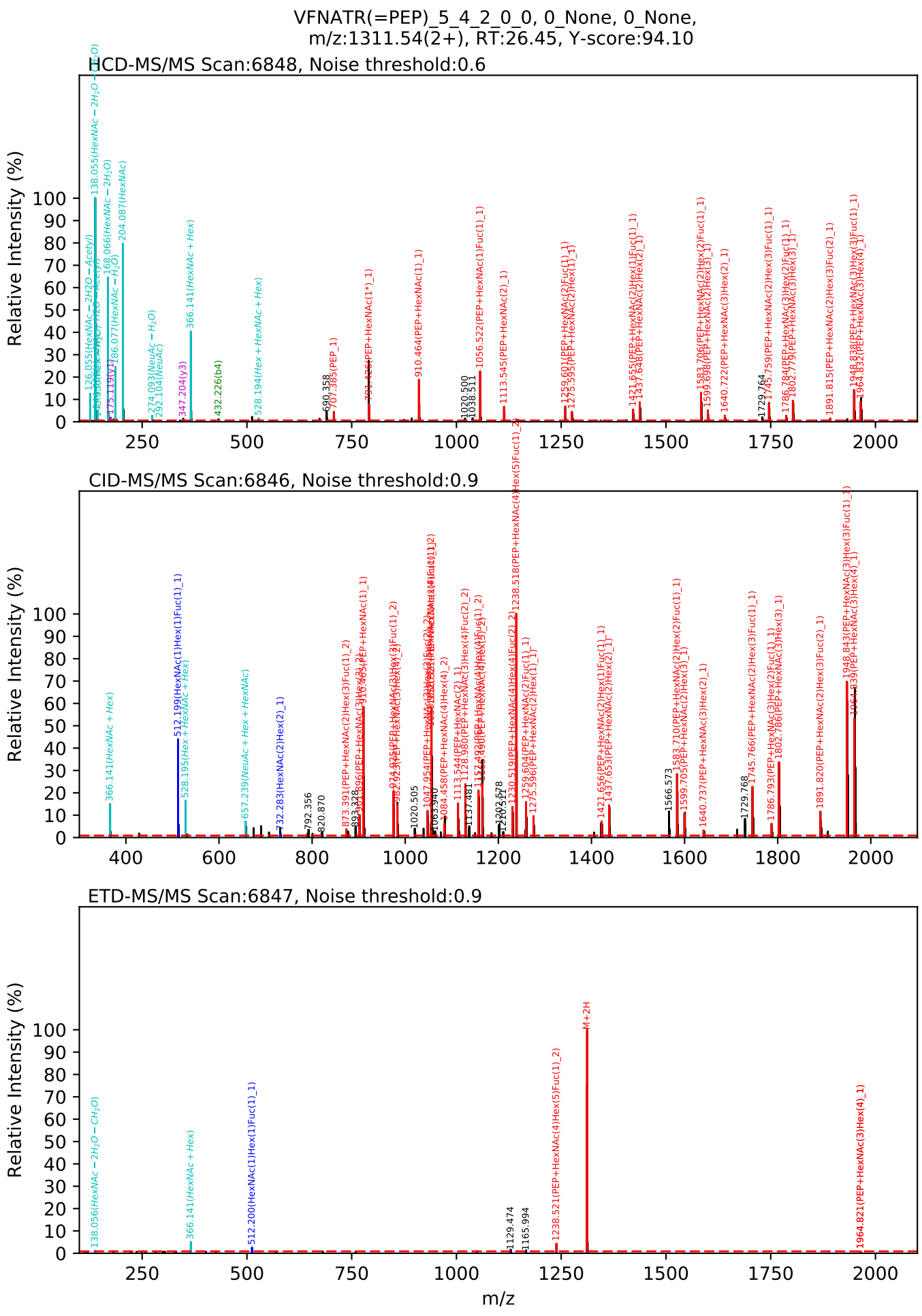
VFNATR(=PEP)_5_4_2_0_0, 0_None, 0_None,
m/z:1311.54(2+), RT:26.45, Y-score:94.10
HCD-MS/MS Scan:6848, Noise threshold:0.6
CID-MS/MS Scan:6846, Noise threshold:0.9
ETD-MS/MS Scan:6847, Noise threshold:0.9
Relative Intensity (%)
m/z

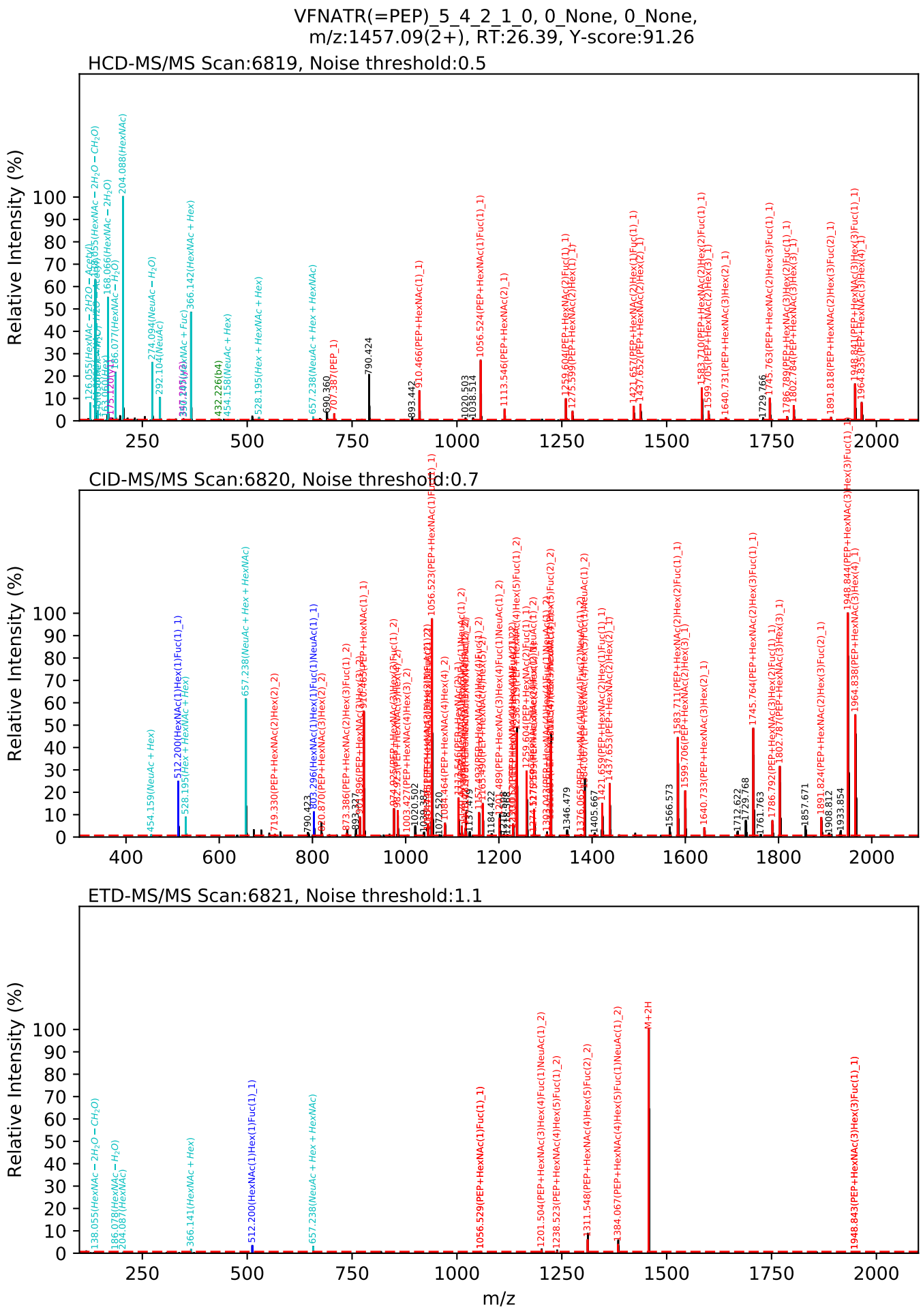
VFNATR(=PEP)_5_4_2_1_0, 0_None, 0_None,
m/z:1457.09(2+), RT:26.39, Y-score:91.26
HCD-MS/MS Scan:6819, Noise threshold:0.5
CID-MS/MS Scan:6820, Noise threshold:0.7
ETD-MS/MS Scan:6821, Noise threshold:1.1
Relative Intensity (%)
m/z

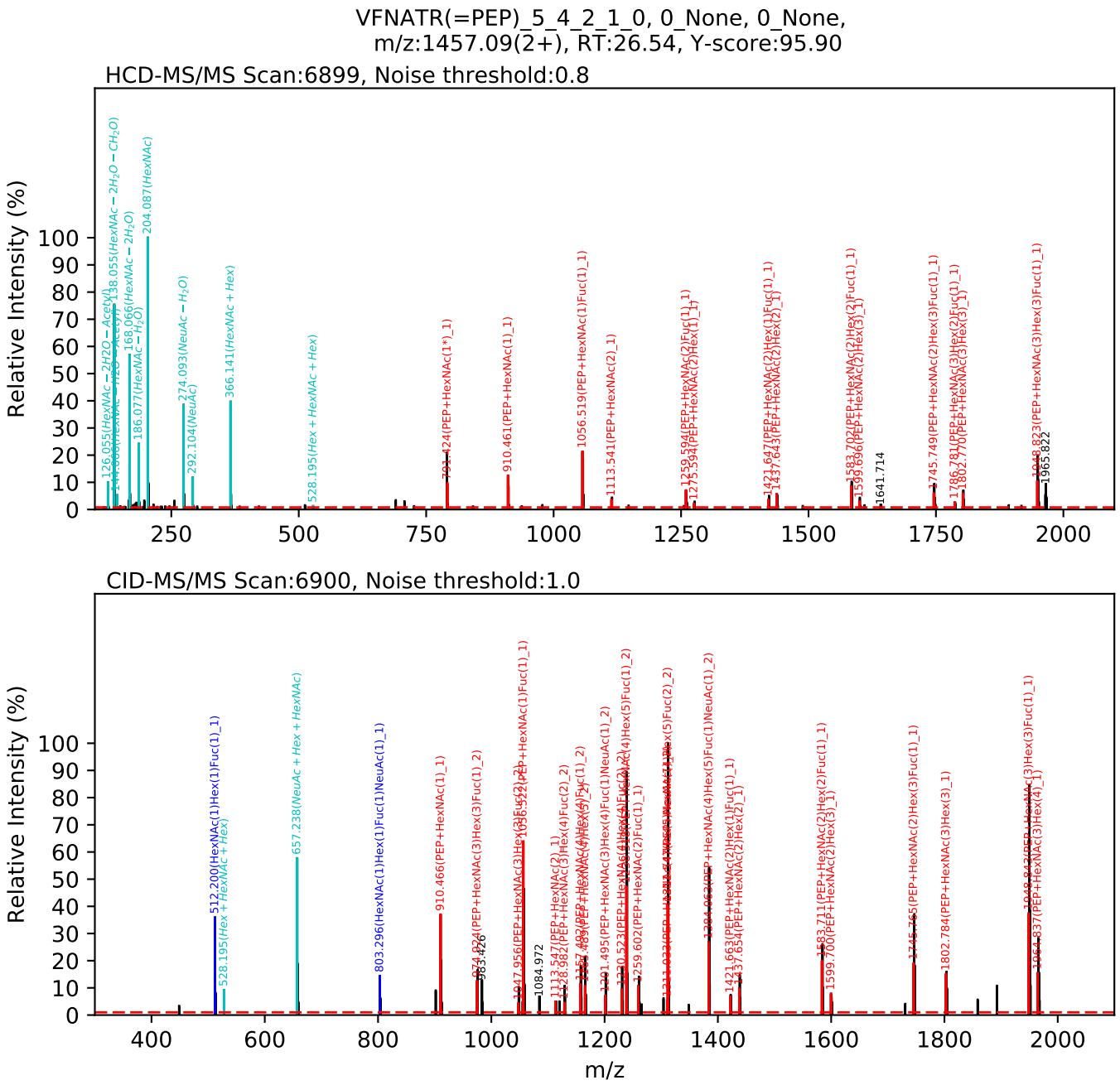
VFNATR(=PEP)_5_4_2_1_0, 0_None, 0_None,
m/z:1457.09(2+), RT:26.54, Y-score:95.90
HCD-MS/MS Scan:6899, Noise threshold:0.8
Relative Intensity (%)
204.087(HexNAc)
186.077(HexNAc − H2O)
168.066(HexNAc − 2H2O)
274.093(NeuAc − H2O)
292.104(NeuAc)
366.141(HexNAc + Hex)
528.195(Hex + HexNAc + Hex)
910.461(PEP+HexNAc(1)_1)
1056.519(PEP+HexNAc(1)Fuc(1)_1)
1113.541(PEP+HexNAc(2)_1)
1641.714
1965.822
CID-MS/MS Scan:6900, Noise threshold:1.0
Relative Intensity (%)
512.200(HexNAc(1)Hex(1)Fuc(1)_1)
528.195(Hex + HexNAc + Hex)
657.238(NeuAc + Hex + HexNAc)
803.296(HexNAc(1)Hex(1)Fuc(1)NeuAc(1)_1)
910.466(PEP+HexNAc(1)_1)
974.424(PEP+HexNAc(3)Hex(3)Fuc(1)_2)
983.426
1084.972
1113.547(PEP+HexNAc(2)_1)
1259.602(PEP+HexNAc(2)Fuc(1)_1)
1421.663(PEP+HexNAc(2)Hex(1)Fuc(1)_1)
1437.654(PEP+HexNAc(2)Hex(2)_1)
1583.711(PEP+HexNAc(2)Hex(2)Fuc(1)_1)
1599.700(PEP+HexNAc(2)Hex(3)_1)
1745.745(PEP+HexNAc(2)Hex(3)Fuc(1)_1)
1802.784(PEP+HexNAc(3)Hex(3)_1)
m/z

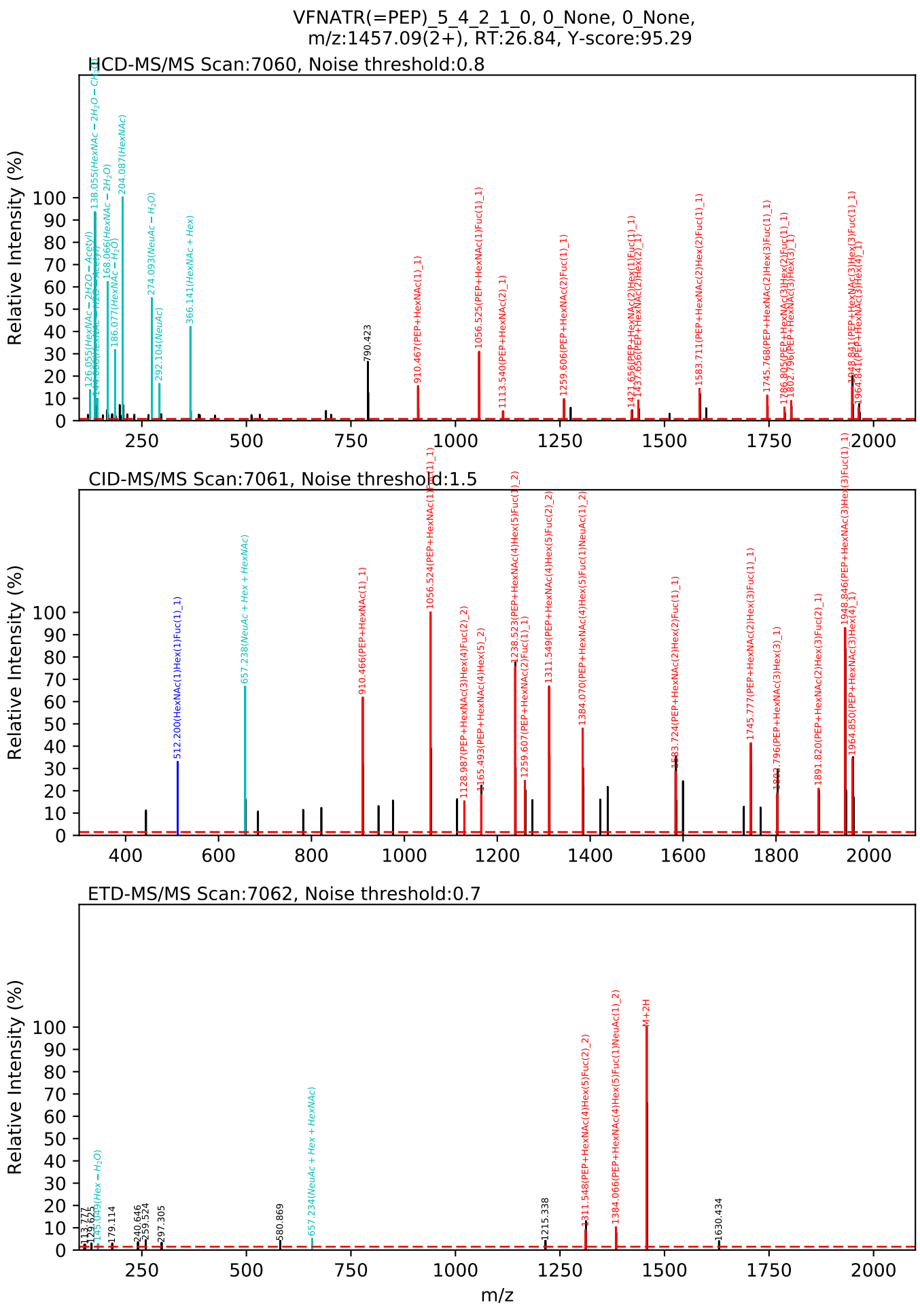
VFNATR(=PEP)_5_4_2_1_0, 0_None, 0_None,
m/z:1457.09(2+), RT:26.84, Y-score:95.29
HCD-MS/MS Scan:7060, Noise threshold:0.8
CID-MS/MS Scan:7061, Noise threshold:1.5
ETD-MS/MS Scan:7062, Noise threshold:0.7
Relative Intensity (%)
m/z
M+2H

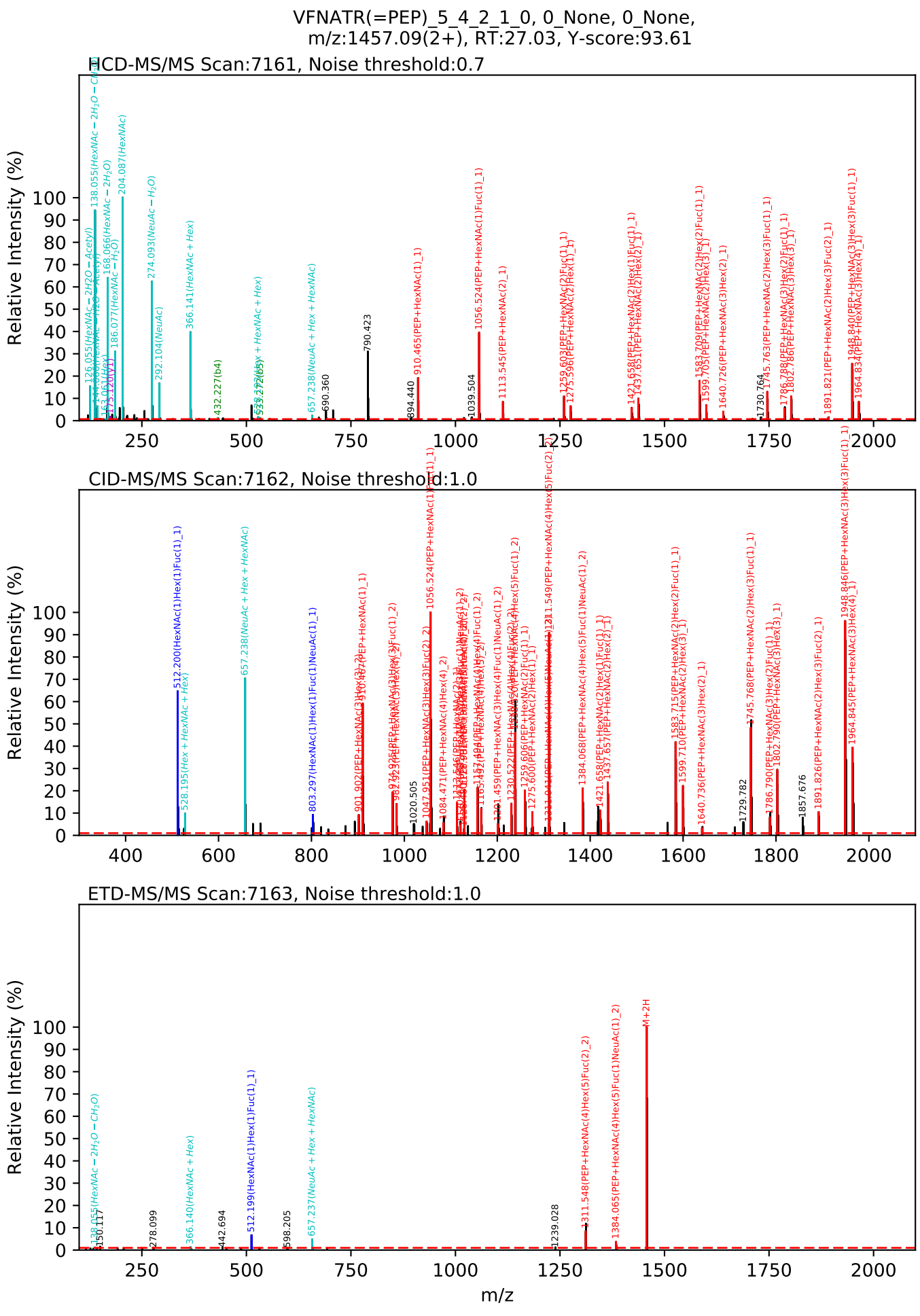
VFNATR(=PEP)_5_4_2_1_0, 0_None, 0_None,
m/z:1457.09(2+), RT:27.03, Y-score:93.61
HCD-MS/MS Scan:7161, Noise threshold:0.7
CID-MS/MS Scan:7162, Noise threshold:1.0
ETD-MS/MS Scan:7163, Noise threshold:1.0
Relative Intensity (%)
m/z

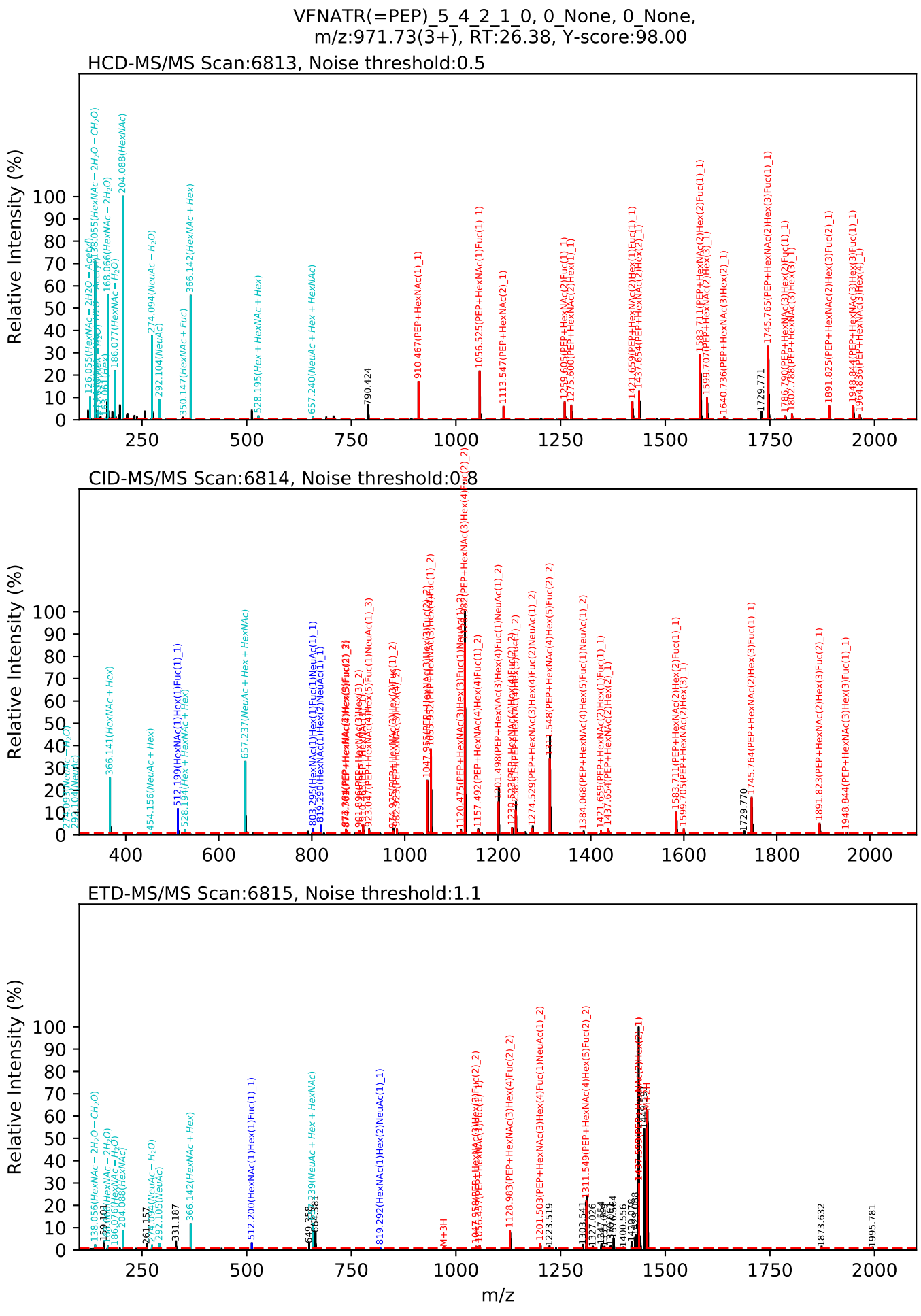
VFNATR(=PEP)_5_4_2_1_0, 0_None, 0_None,
m/z:971.73(3+), RT:26.38, Y-score:98.00
HCD-MS/MS Scan:6813, Noise threshold:0.5
CID-MS/MS Scan:6814, Noise threshold:0.8
ETD-MS/MS Scan:6815, Noise threshold:1.1
Relative Intensity (%)
m/z

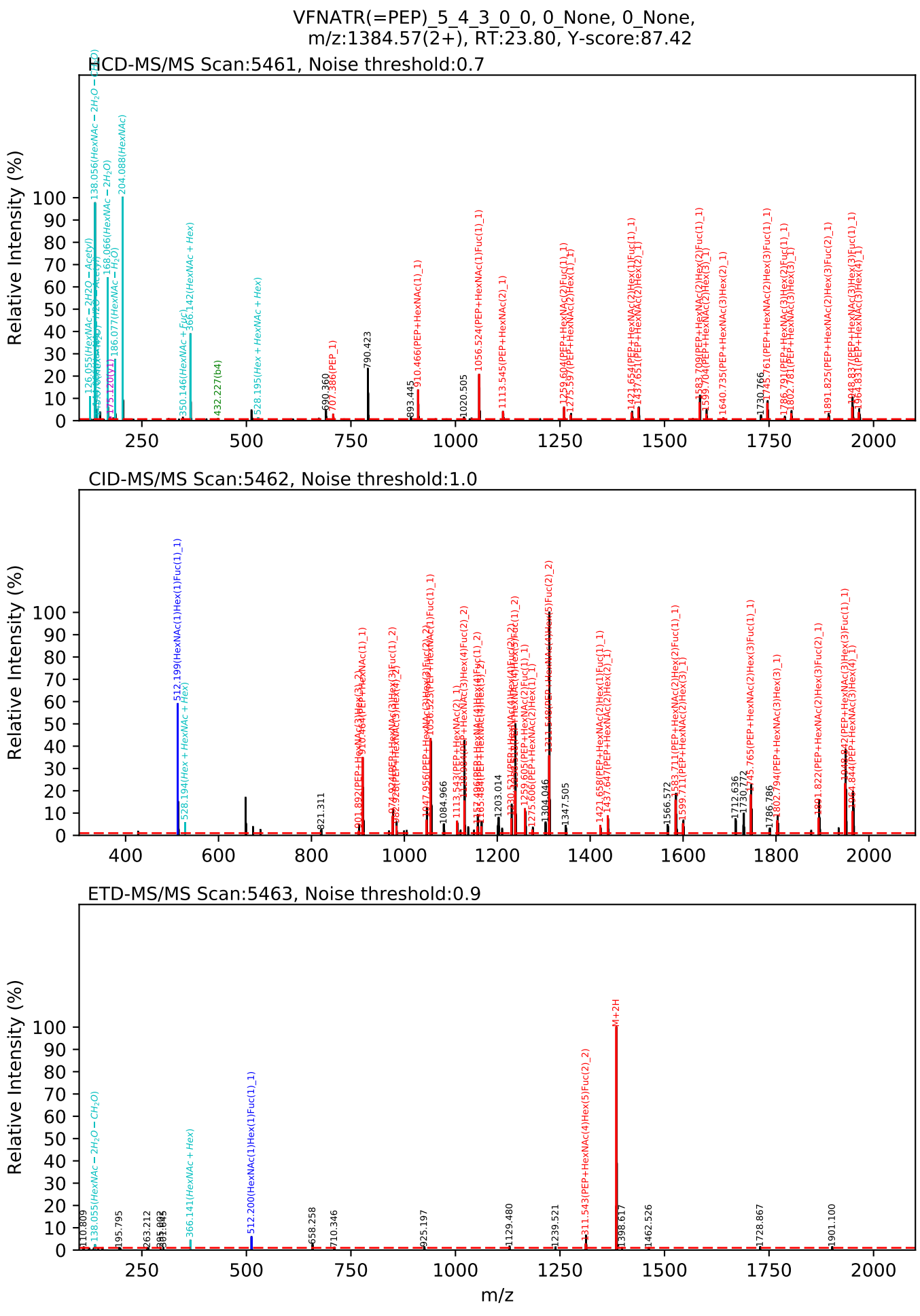
VFNATR(=PEP)_5_4_3_0_0, 0_None, 0_None,
m/z:1384.57(2+), RT:23.80, Y-score:87.42
HCD-MS/MS Scan:5461, Noise threshold:0.7
CID-MS/MS Scan:5462, Noise threshold:1.0
ETD-MS/MS Scan:5463, Noise threshold:0.9
Relative Intensity (%)
m/z

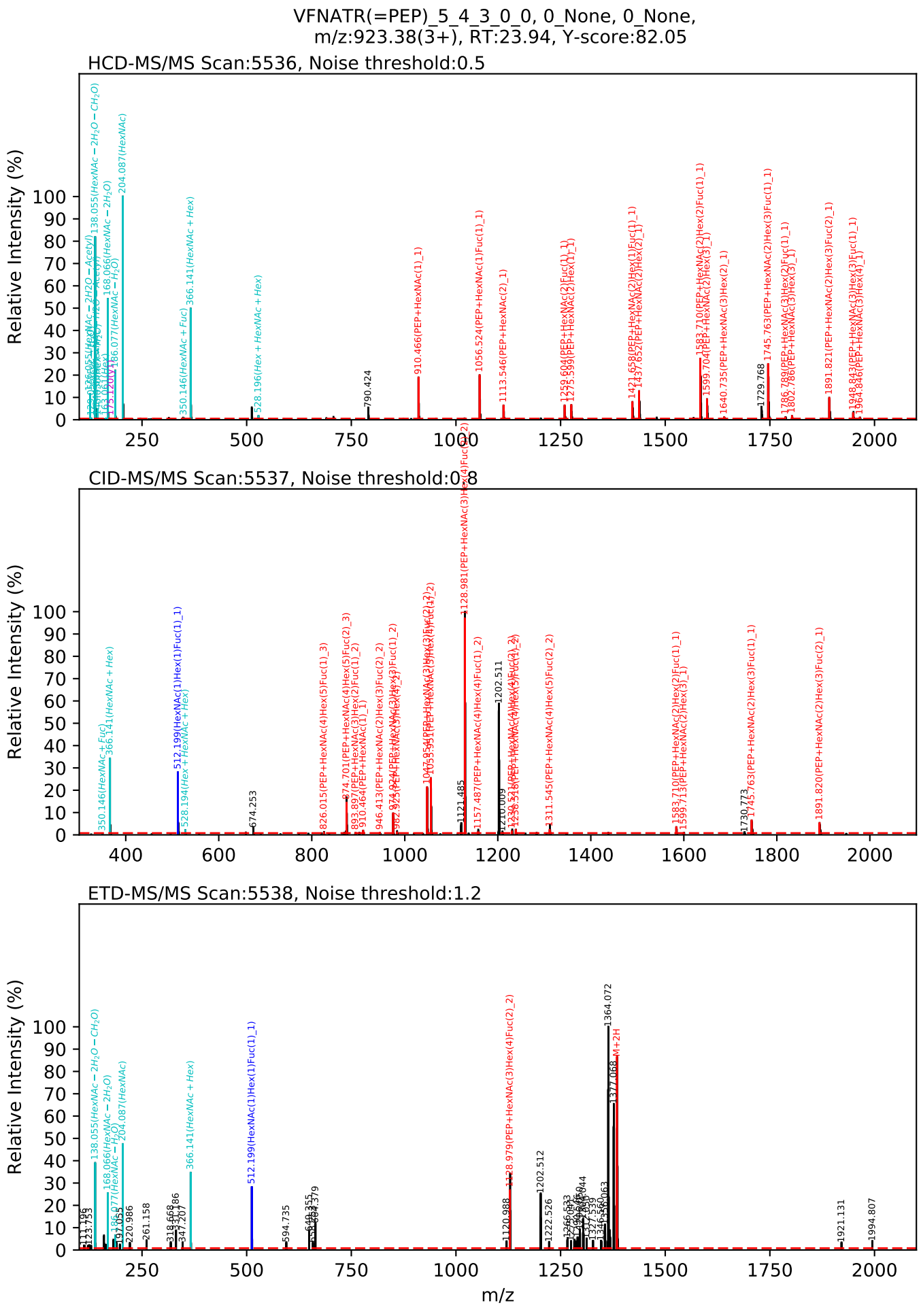
VFNATR(=PEP)_5_4_3_0_0, 0_None, 0_None,
m/z:923.38(3+), RT:23.94, Y-score:82.05
HCD-MS/MS Scan:5536, Noise threshold:0.5
CID-MS/MS Scan:5537, Noise threshold:0.8
ETD-MS/MS Scan:5538, Noise threshold:1.2
Relative Intensity (%)
m/z

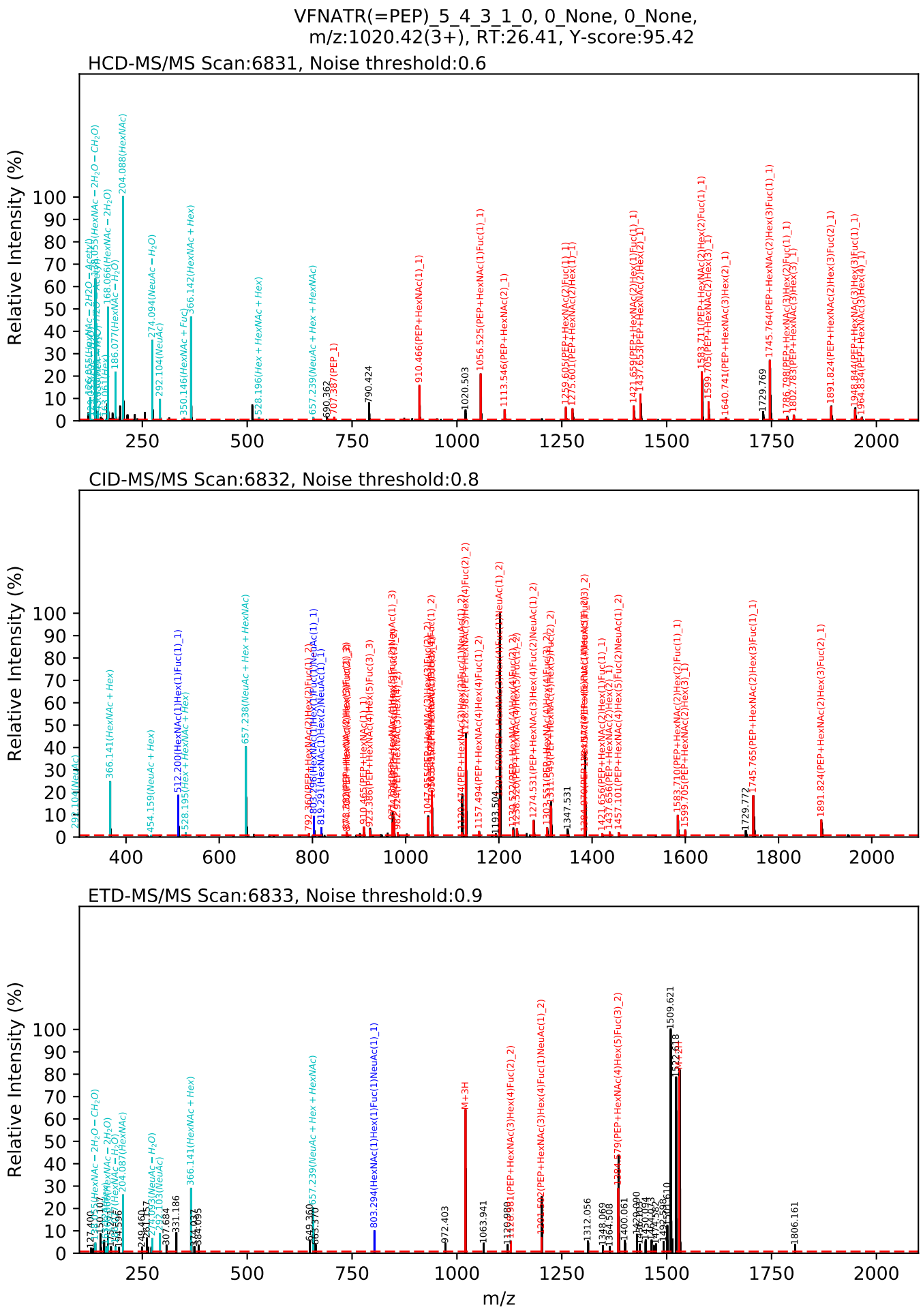
VFNATR(=PEP)_5_4_3_1_0, 0_None, 0_None,
m/z:1020.42(3+), RT:26.41, Y-score:95.42
HCD-MS/MS Scan:6831, Noise threshold:0.6
CID-MS/MS Scan:6832, Noise threshold:0.8
ETD-MS/MS Scan:6833, Noise threshold:0.9
Relative Intensity (%)
m/z

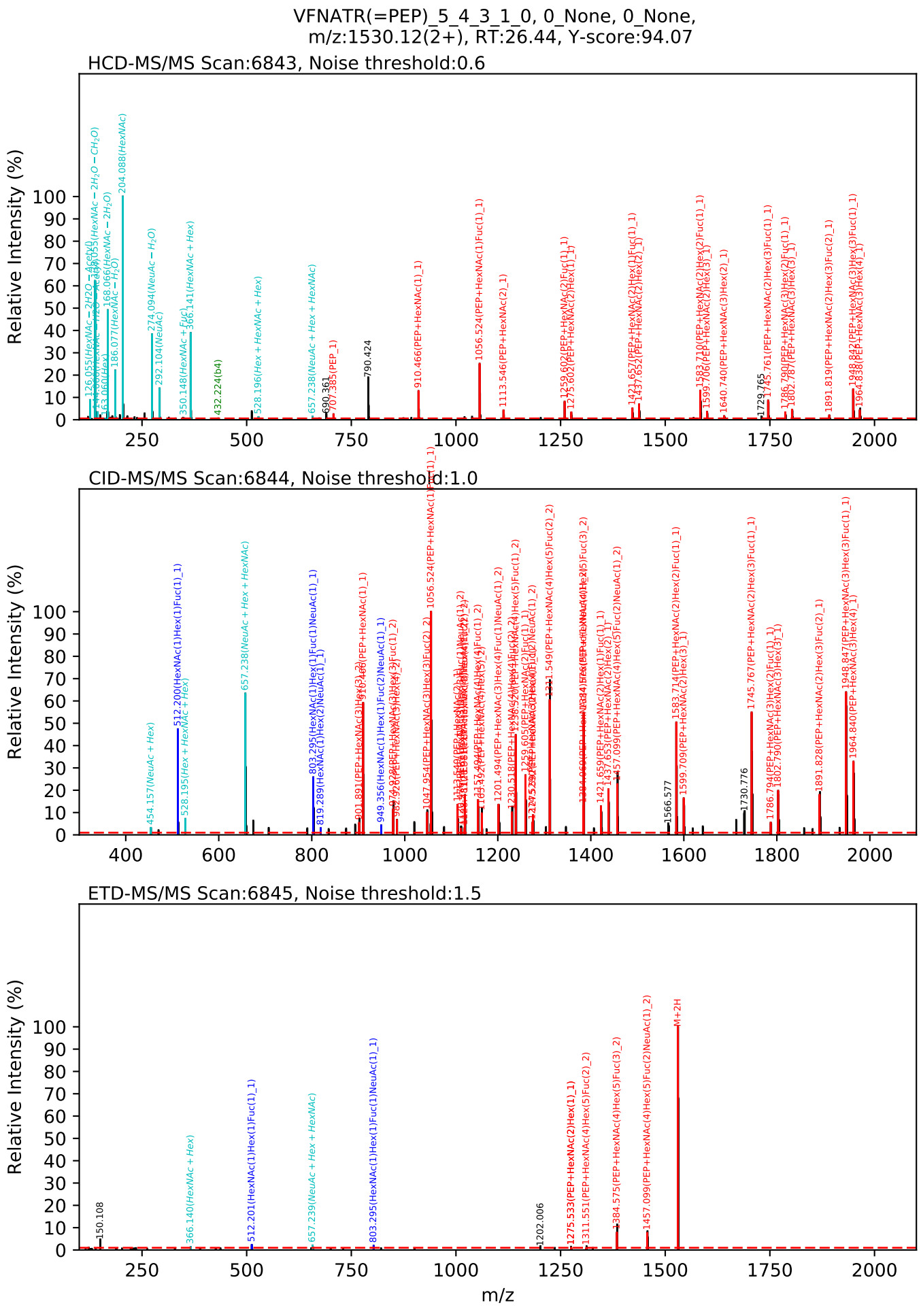
VFNATR(=PEP)_5_4_3_1_0, 0_None, 0_None,
m/z:1530.12(2+), RT:26.44, Y-score:94.07
HCD-MS/MS Scan:6843, Noise threshold:0.6
CID-MS/MS Scan:6844, Noise threshold:1.0
ETD-MS/MS Scan:6845, Noise threshold:1.5
Relative Intensity (%)
m/z

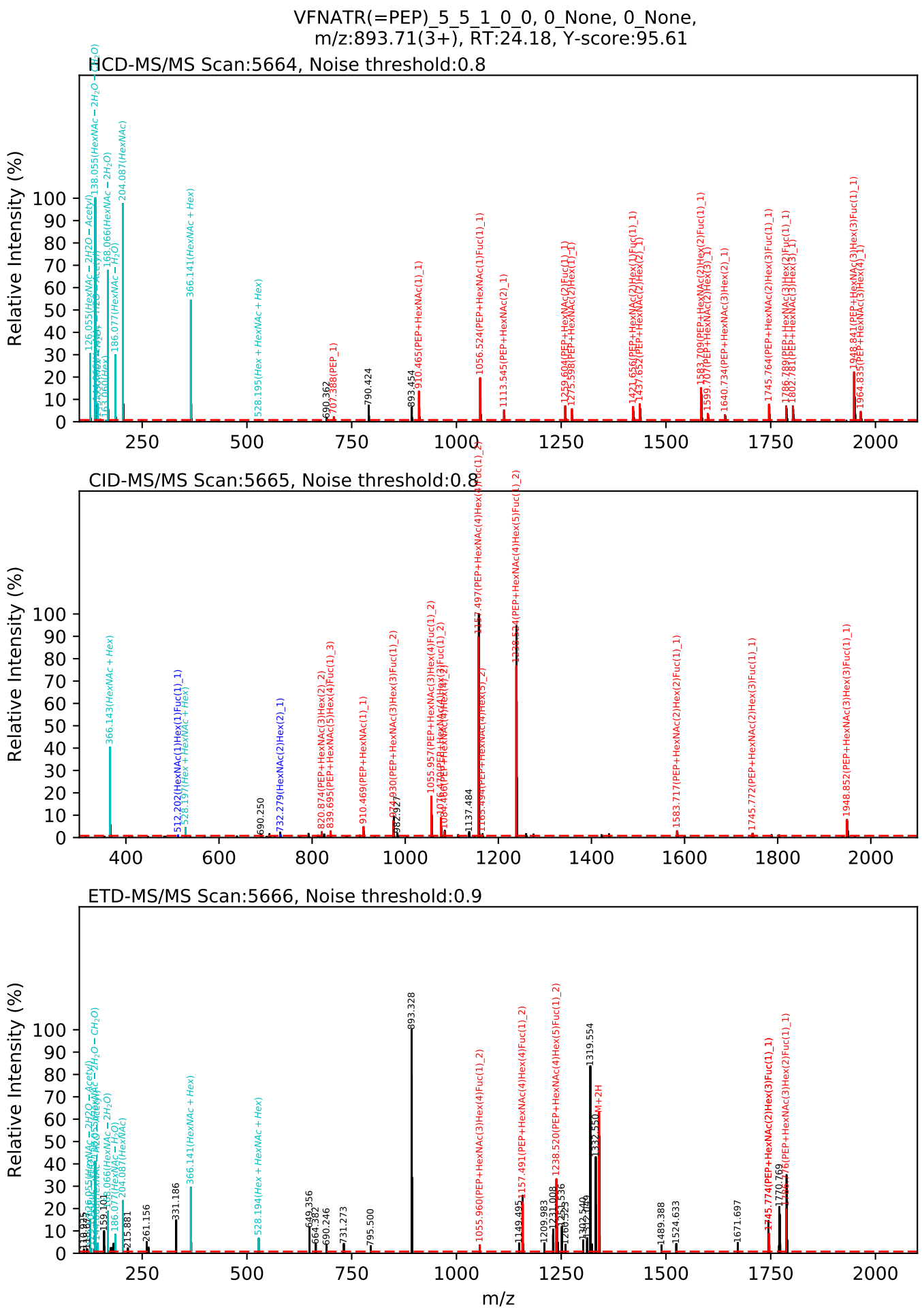
VFNATR(=PEP)_5_5_1_0_0, 0_None, 0_None,
m/z:893.71(3+), RT:24.18, Y-score:95.61
HCD-MS/MS Scan:5664, Noise threshold:0.8
CID-MS/MS Scan:5665, Noise threshold:0.8
ETD-MS/MS Scan:5666, Noise threshold:0.9
Relative Intensity (%)
m/z

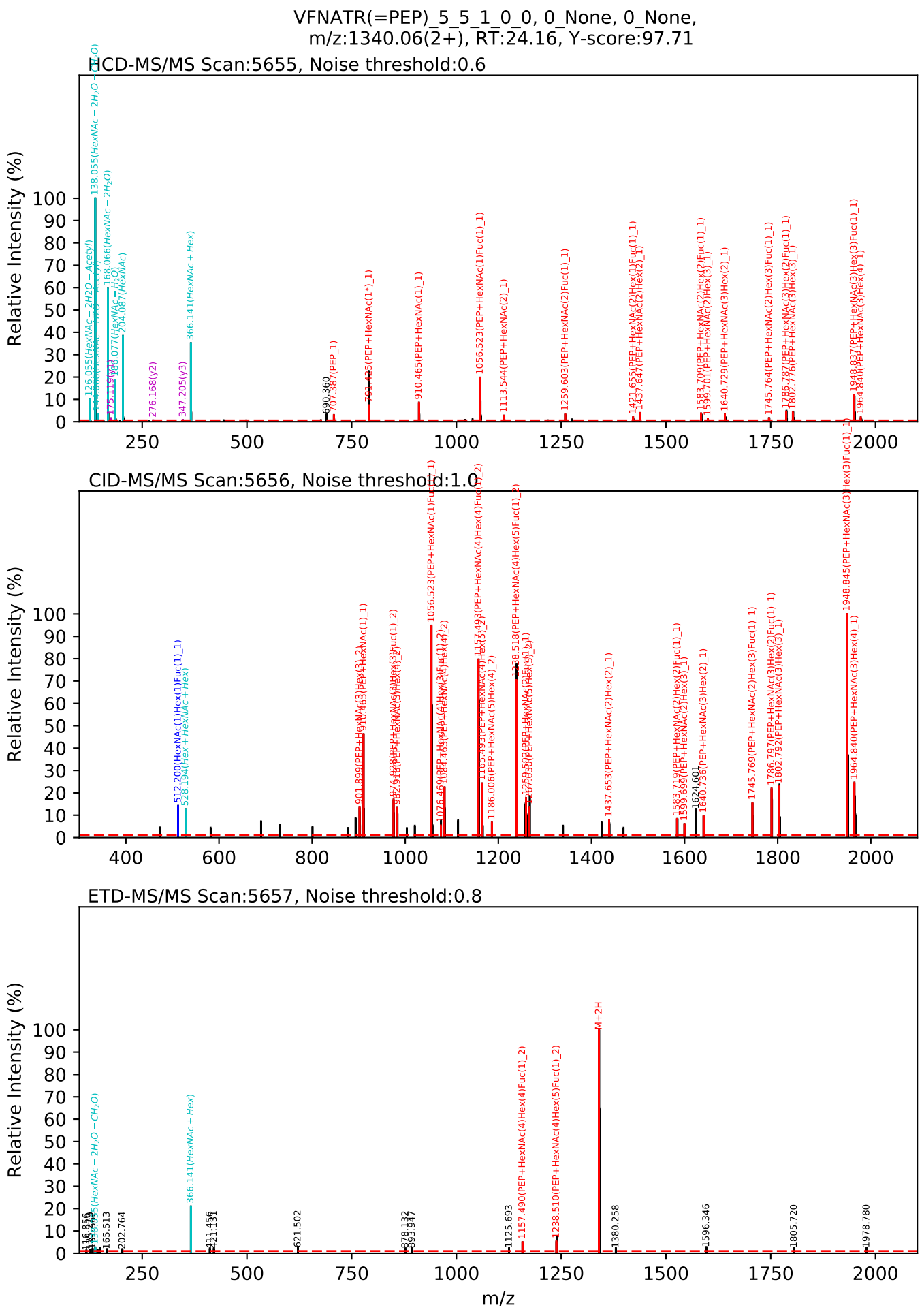
VFNATR(=PEP)_5_5_1_0_0, 0_None, 0_None,
m/z:1340.06(2+), RT:24.16, Y-score:97.71
HCD-MS/MS Scan:5655, Noise threshold:0.6
CID-MS/MS Scan:5656, Noise threshold:1.0
ETD-MS/MS Scan:5657, Noise threshold:0.8
Relative Intensity (%)
m/z

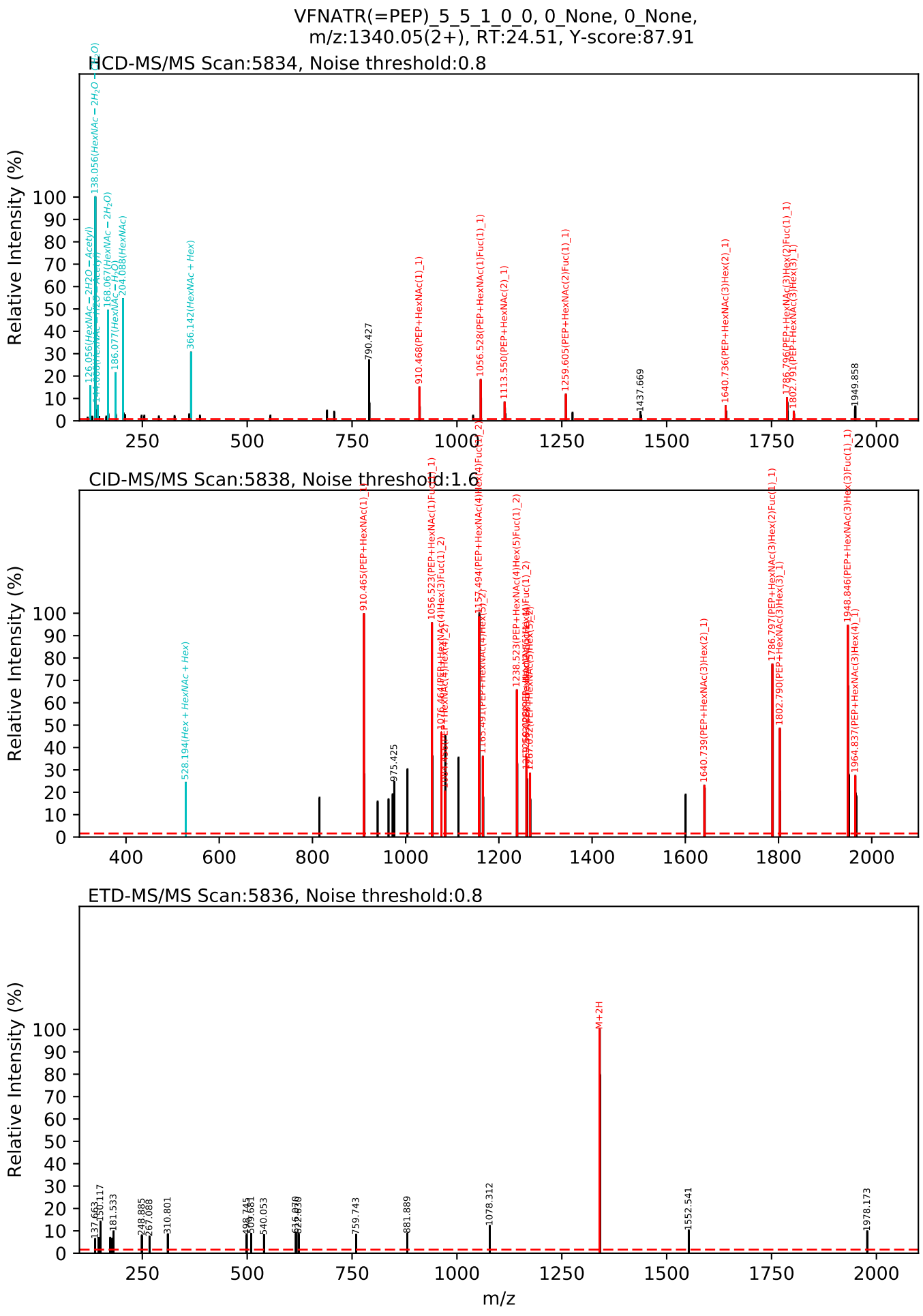
VFNATR(=PEP)_5_5_1_0_0, 0_None, 0_None,
m/z:1340.05(2+), RT:24.51, Y-score:87.91
HCD-MS/MS Scan:5834, Noise threshold:0.8
Relative Intensity (%)
126.056(HexNAc − 2H2O − Acetyl)
138.056(HexNAc − 2H2O)
168.067(HexNAc − 2H2O)
186.077(HexNAc − H2O)
204.088(HexNAc)
366.142(HexNAc + Hex)
790.427
910.468(PEP+HexNAc(1)_1)
1056.528(PEP+HexNAc(1)Fuc(1)_1)
1113.550(PEP+HexNAc(2)_1)
1259.605(PEP+HexNAc(2)Fuc(1)_1)
1437.669
1640.736(PEP+HexNAc(3)Hex(2)_1)
1949.858
CID-MS/MS Scan:5838, Noise threshold:1.6
Relative Intensity (%)
528.194(Hex + HexNAc + Hex)
910.465(PEP+HexNAc(1)_1)
975.425
1640.739(PEP+HexNAc(3)Hex(2)_1)
1802.790(PEP+HexNAc(3)Hex(2)Fuc(1)_1)
1948.846(PEP+HexNAc(3)Hex(3)Fuc(1)_1)
1964.837(PEP+HexNAc(3)Hex(4)_1)
ETD-MS/MS Scan:5836, Noise threshold:0.8
Relative Intensity (%)
M+2H
1078.312
1552.541
1978.173
m/z

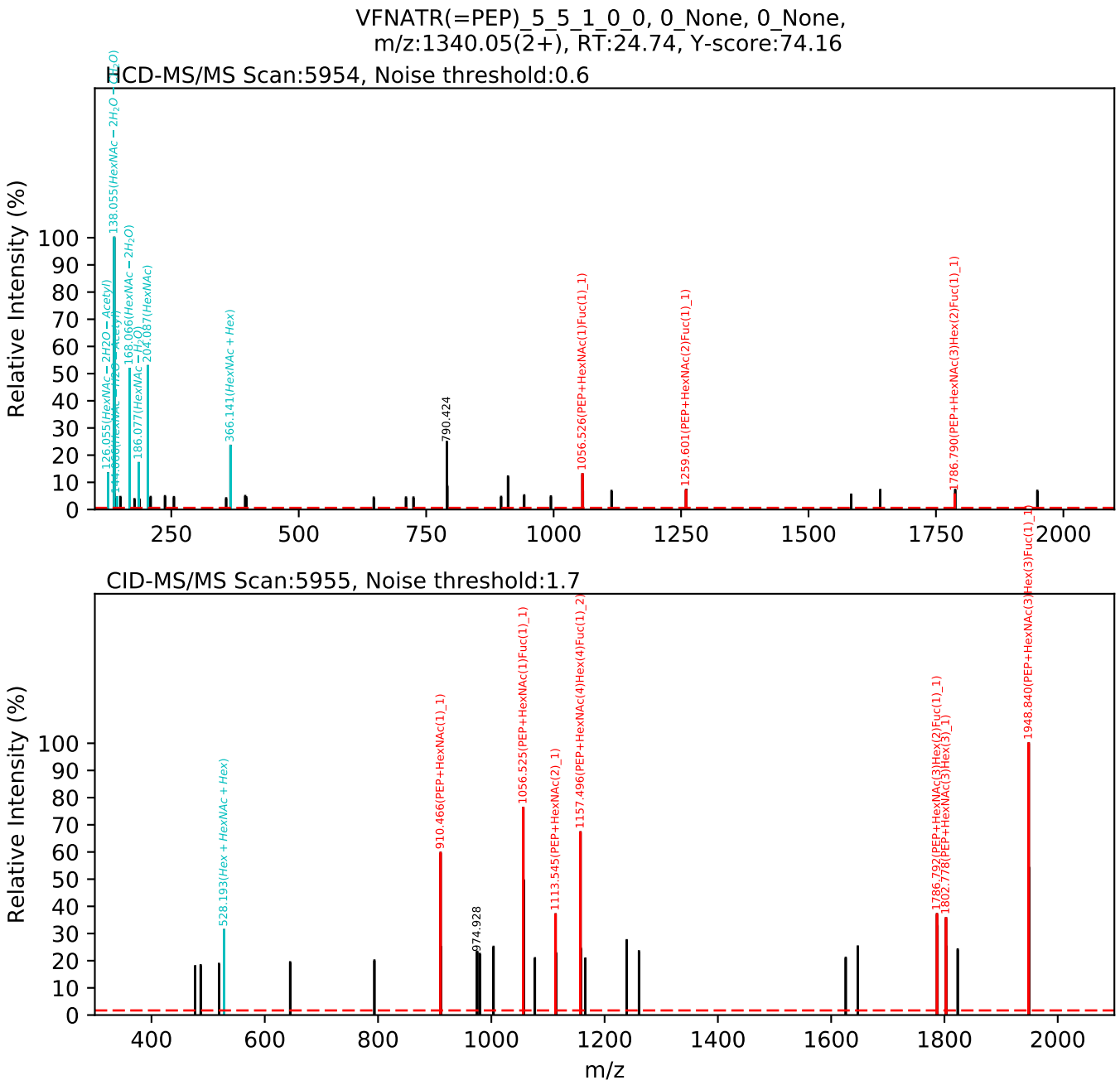
VFNATR(=PEP)_5_5_1_0_0, 0_None, 0_None,
m/z:1340.05(2+), RT:24.74, Y-score:74.16
HCD-MS/MS Scan:5954, Noise threshold:0.6
Relative Intensity (%)
126.055(HexNAc − 2H2O − Acetyl)
138.055(HexNAc − 2H2O − H2O)
144.066(HexNAc − H2O − Acetyl)
168.066(HexNAc − 2H2O)
186.077(HexNAc − H2O)
204.087(HexNAc)
366.141(HexNAc + Hex)
790.424
1056.526(PEP+HexNAc(1)Fuc(1)_1)
1259.601(PEP+HexNAc(2)Fuc(1)_1)
1786.790(PEP+HexNAc(3)Hex(2)Fuc(1)_1)
CID-MS/MS Scan:5955, Noise threshold:1.7
Relative Intensity (%)
528.193(Hex + HexNAc + Hex)
910.466(PEP+HexNAc(1)_1)
974.928
1056.525(PEP+HexNAc(1)Fuc(1)_1)
1113.545(PEP+HexNAc(2)_1)
1157.496(PEP+HexNAc(4)Hex(4)Fuc(1)_2)
1786.792(PEP+HexNAc(3)Hex(2)Fuc(1)_1)
1802.778(PEP+HexNAc(3)Hex(3)_1)
1948.840(PEP+HexNAc(3)Hex(3)Fuc(1)_1)
m/z

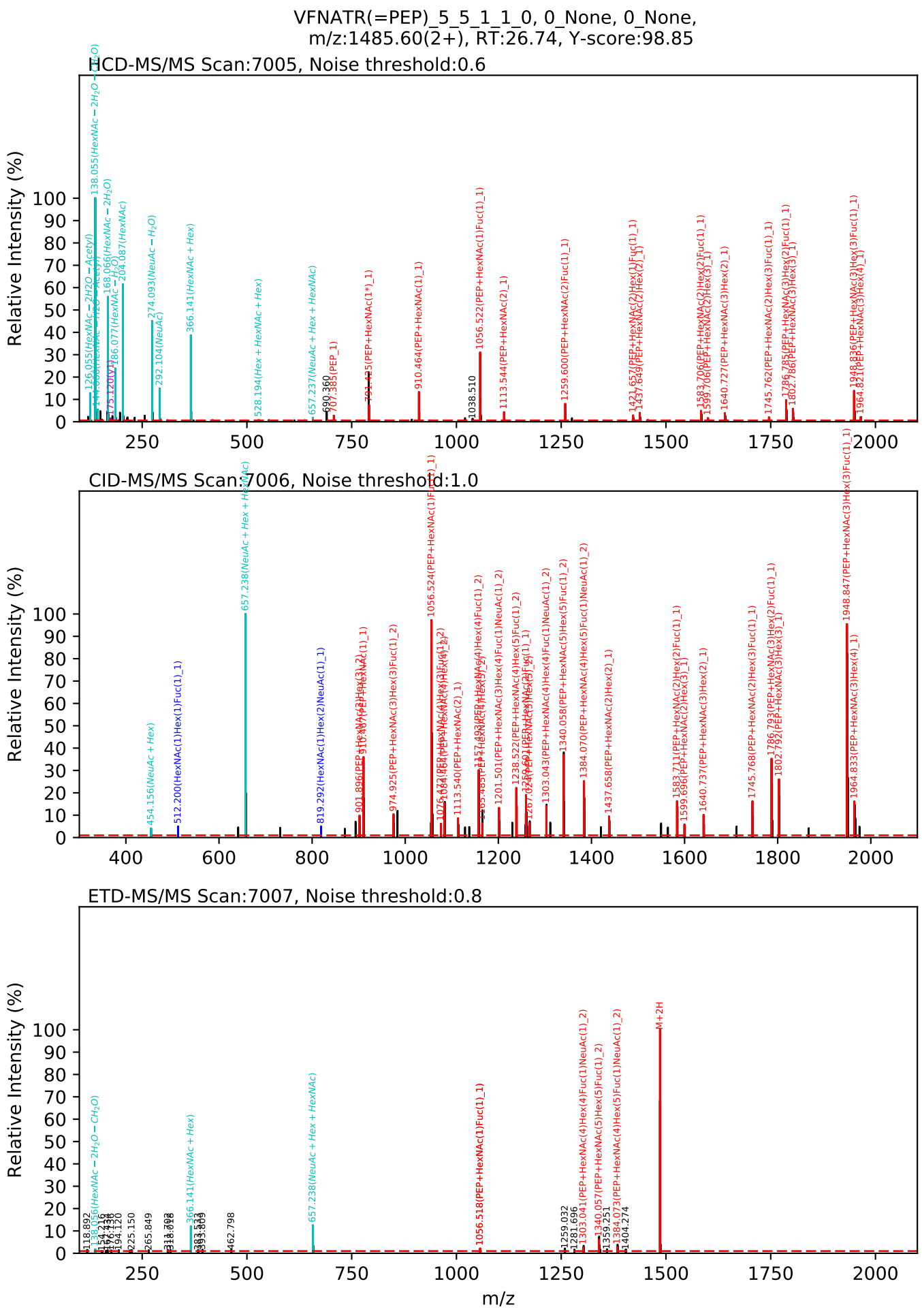
VFNATR(=PEP)_5_5_1_1_0, 0_None, 0_None,
m/z:1485.60(2+), RT:26.74, Y-score:98.85
HCD-MS/MS Scan:7005, Noise threshold:0.6
CID-MS/MS Scan:7006, Noise threshold:1.0
ETD-MS/MS Scan:7007, Noise threshold:0.8
Relative Intensity (%)
m/z

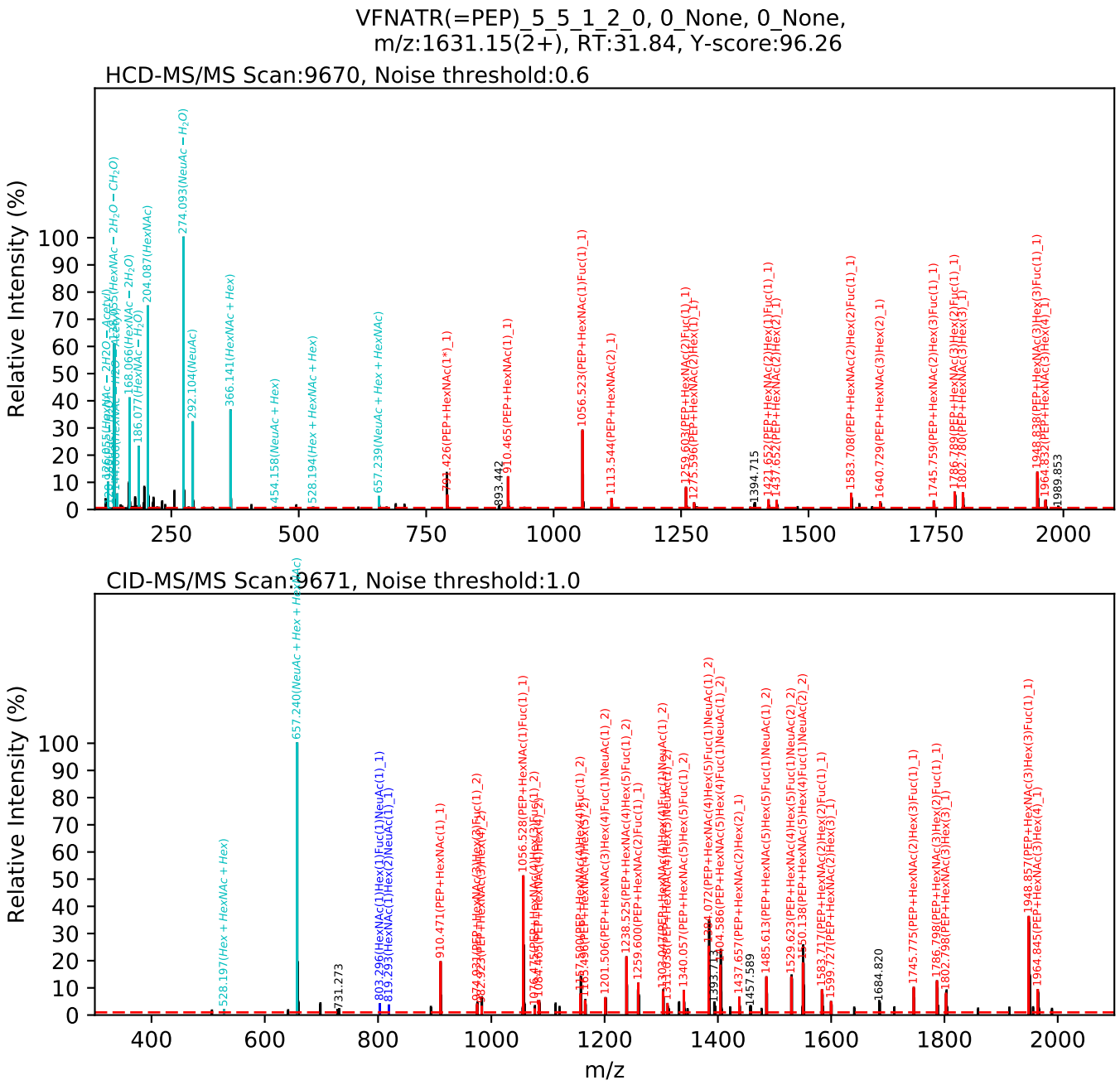
VFNATR(=PEP)_5_5_1_2_0, 0_None, 0_None,
m/z:1631.15(2+), RT:31.84, Y-score:96.26
HCD-MS/MS Scan:9670, Noise threshold:0.6
Relative Intensity (%)
CID-MS/MS Scan:9671, Noise threshold:1.0
Relative Intensity (%)
m/z

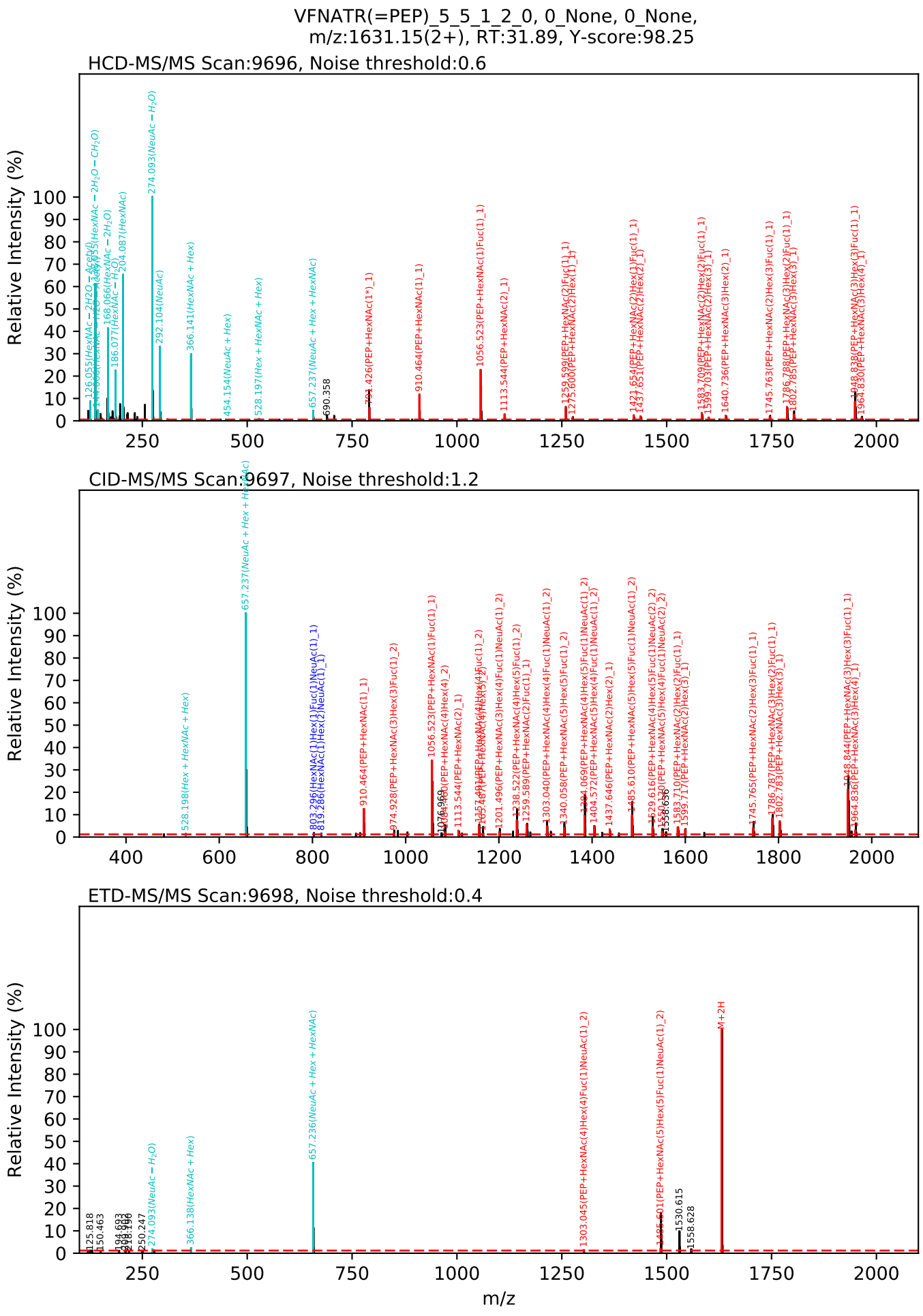
VFNATR(=PEP)_5_5_1_2_0, 0_None, 0_None,
m/z:1631.15(2+), RT:31.89, Y-score:98.25
HCD-MS/MS Scan:9696, Noise threshold:0.6
CID-MS/MS Scan:9697, Noise threshold:1.2
ETD-MS/MS Scan:9698, Noise threshold:0.4
Relative Intensity (%)
m/z

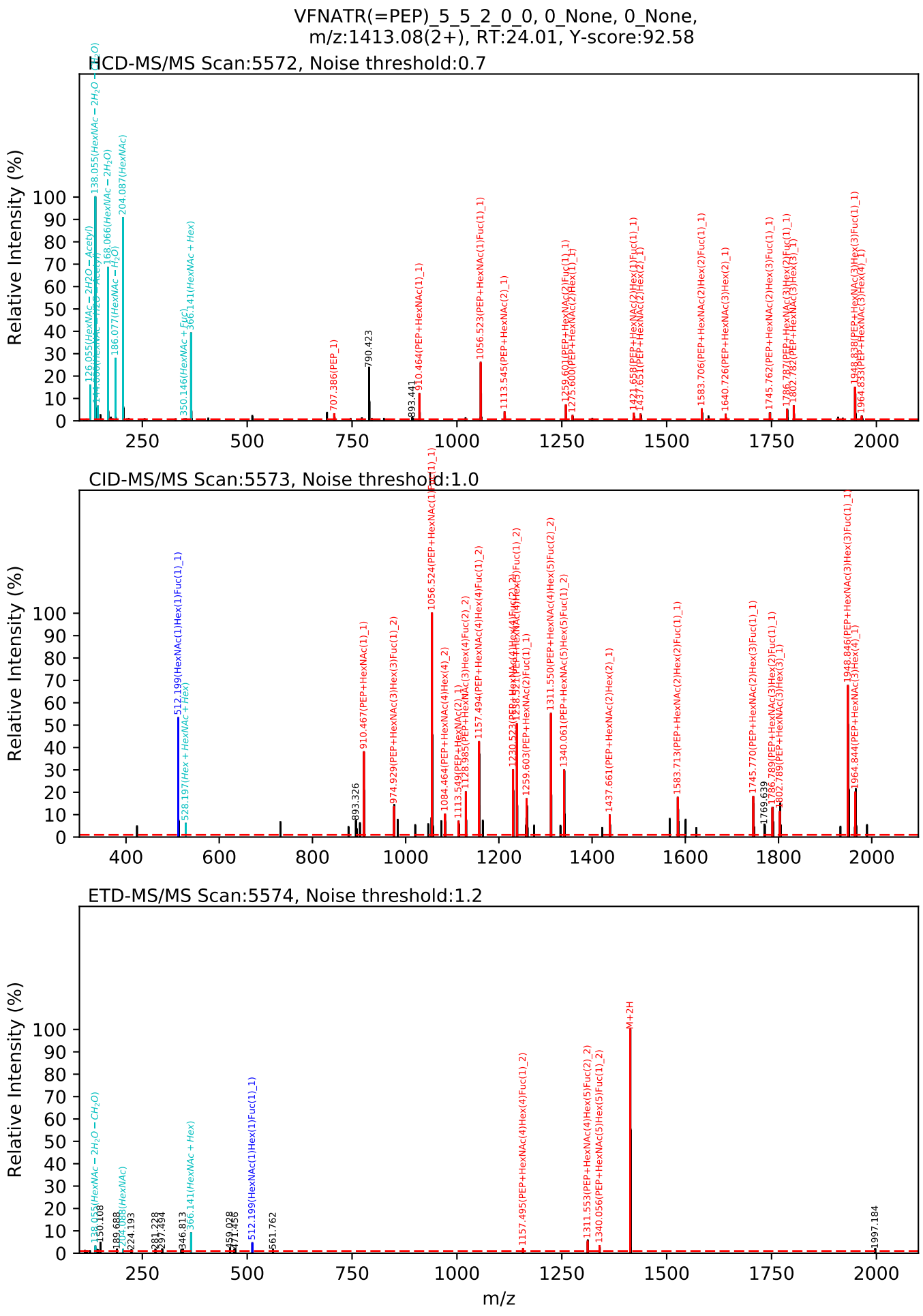
VFNATR(=PEP)_5_5_2_0_0, 0_None, 0_None,
m/z:1413.08(2+), RT:24.01, Y-score:92.58
HCD-MS/MS Scan:5572, Noise threshold:0.7
CID-MS/MS Scan:5573, Noise threshold:1.0
ETD-MS/MS Scan:5574, Noise threshold:1.2
Relative Intensity (%)
m/z

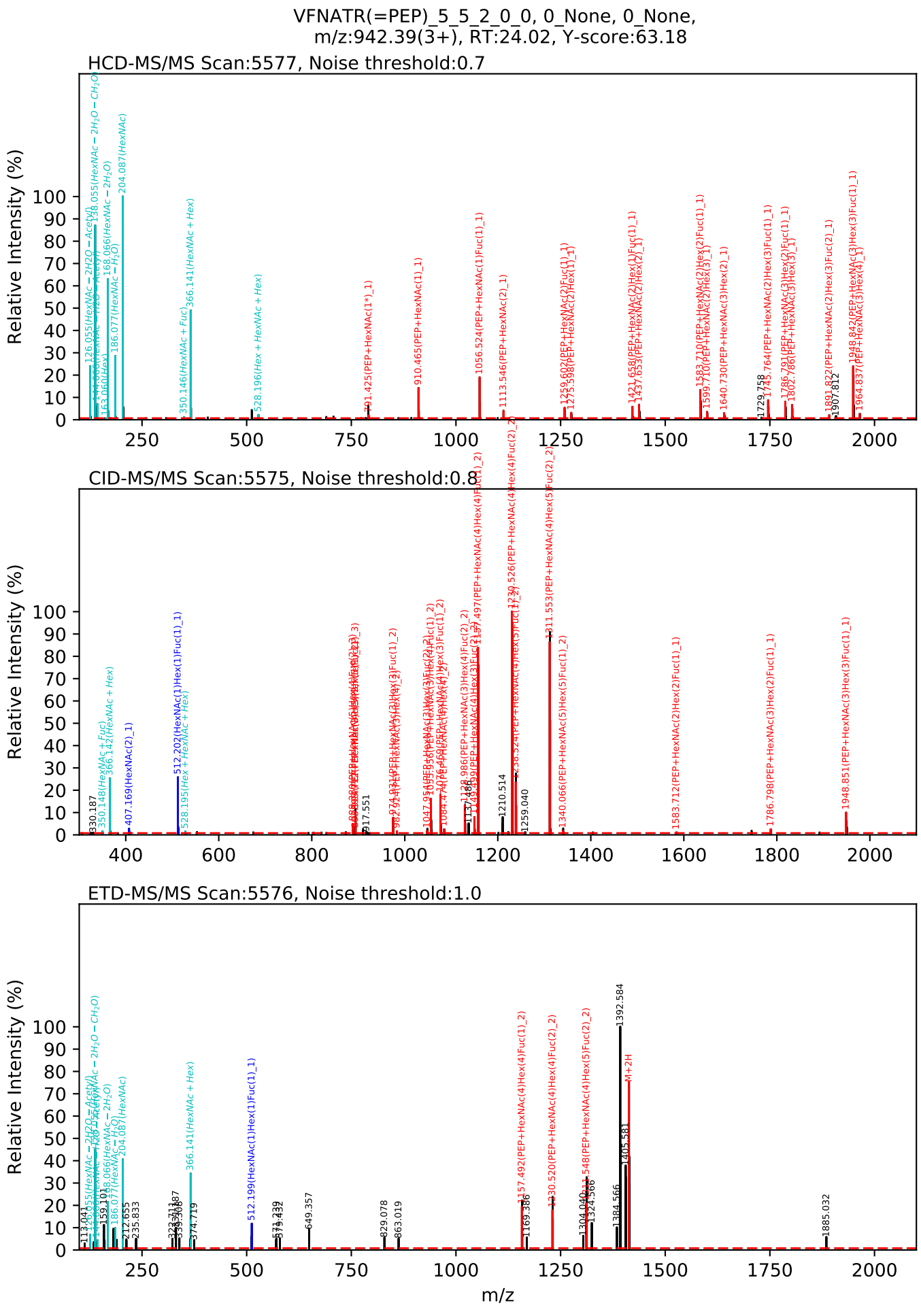
VFNATR(=PEP)_5_5_2_0_0, 0_None, 0_None,
m/z:942.39(3+), RT:24.02, Y-score:63.18
HCD-MS/MS Scan:5577, Noise threshold:0.7
CID-MS/MS Scan:5575, Noise threshold:0.8
ETD-MS/MS Scan:5576, Noise threshold:1.0
Relative Intensity (%)
m/z

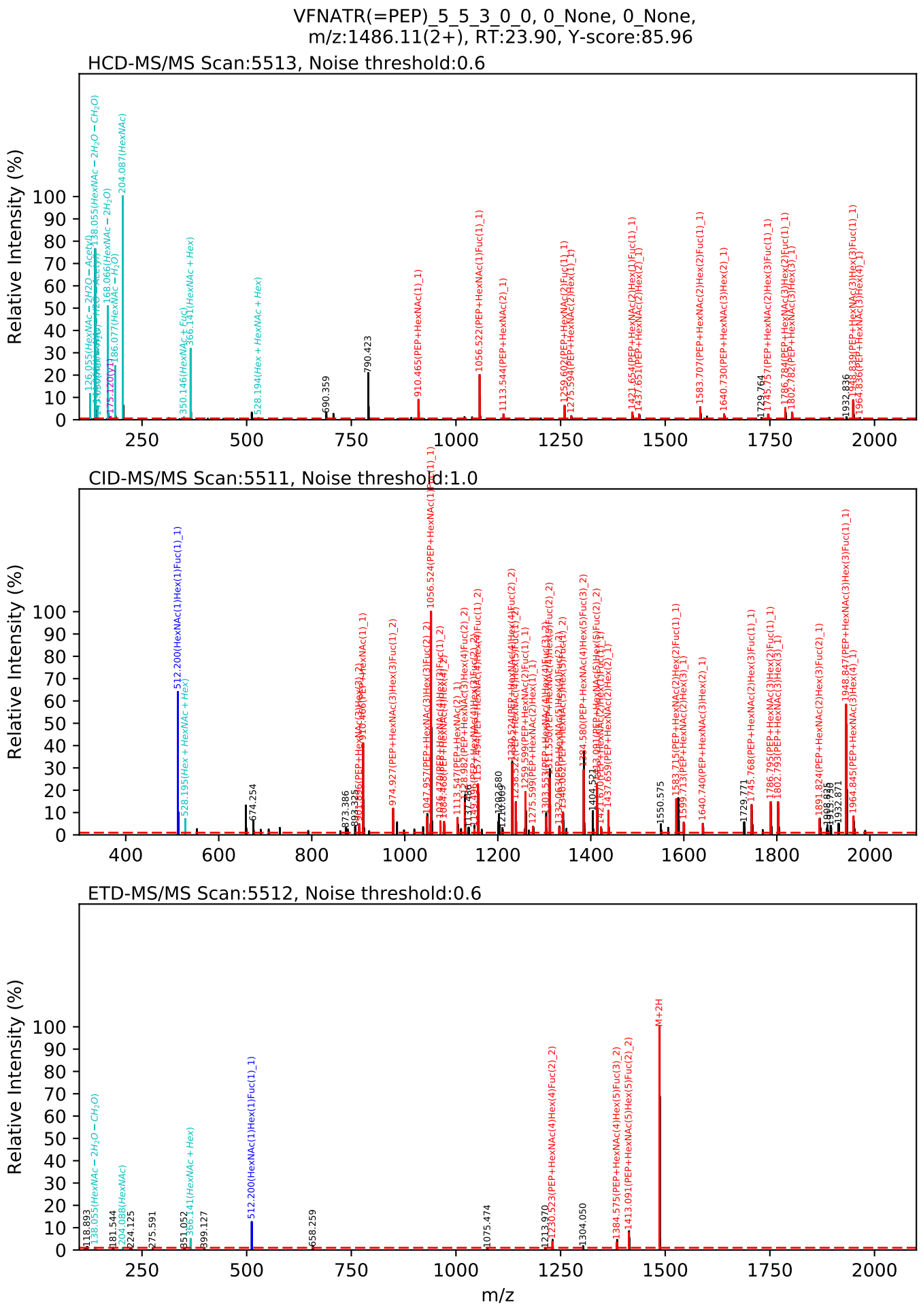
VFNATR(=PEP)_5_5_3_0_0, 0_None, 0_None,
m/z:1486.11(2+), RT:23.90, Y-score:85.96
HCD-MS/MS Scan:5513, Noise threshold:0.6
CID-MS/MS Scan:5511, Noise threshold:1.0
ETD-MS/MS Scan:5512, Noise threshold:0.6
Relative Intensity (%)
m/z

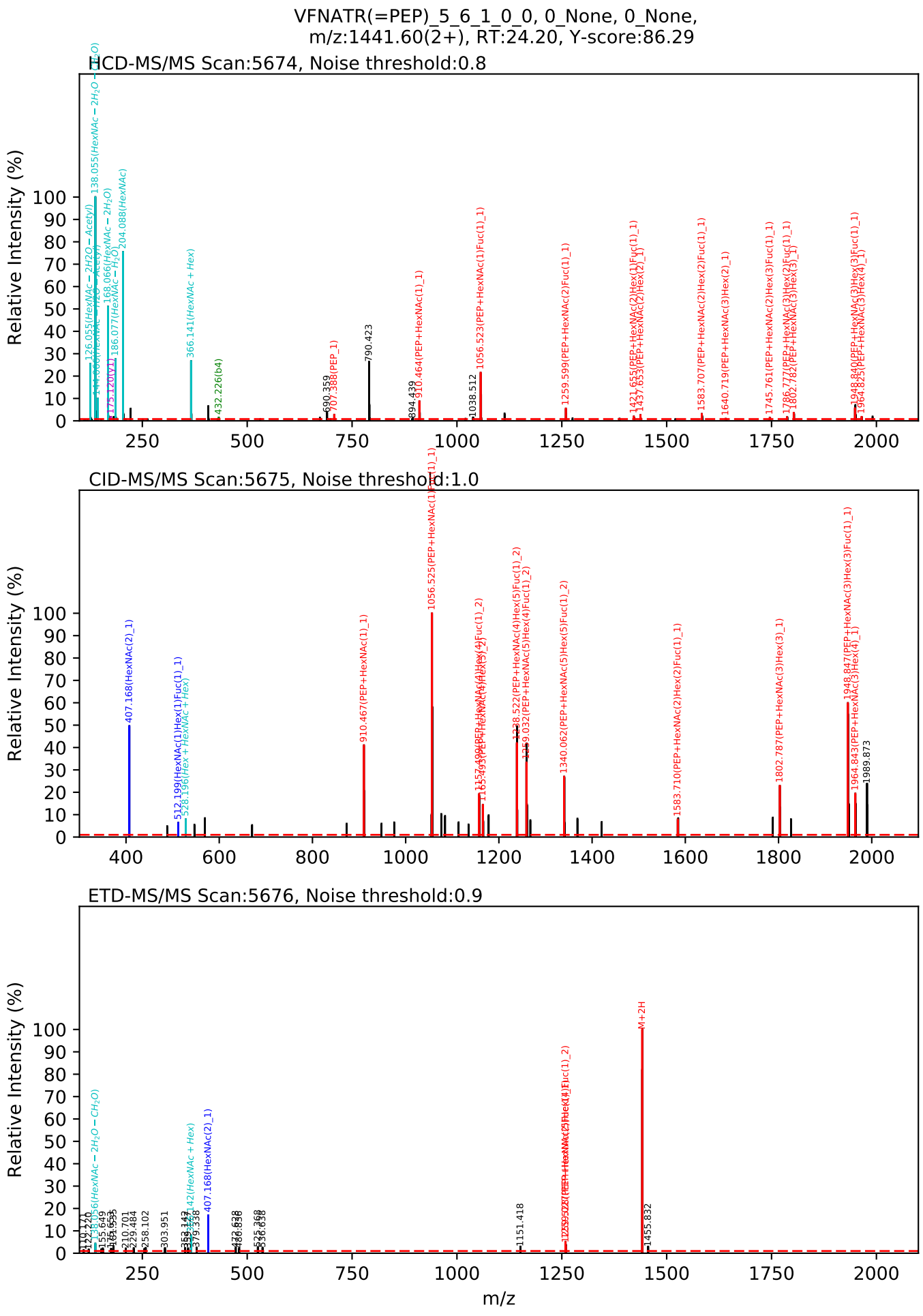
VFNATR(=PEP)_5_6_1_0_0, 0_None, 0_None,
m/z:1441.60(2+), RT:24.20, Y-score:86.29
HCD-MS/MS Scan:5674, Noise threshold:0.8
CID-MS/MS Scan:5675, Noise threshold:1.0
ETD-MS/MS Scan:5676, Noise threshold:0.9
Relative Intensity (%)
m/z

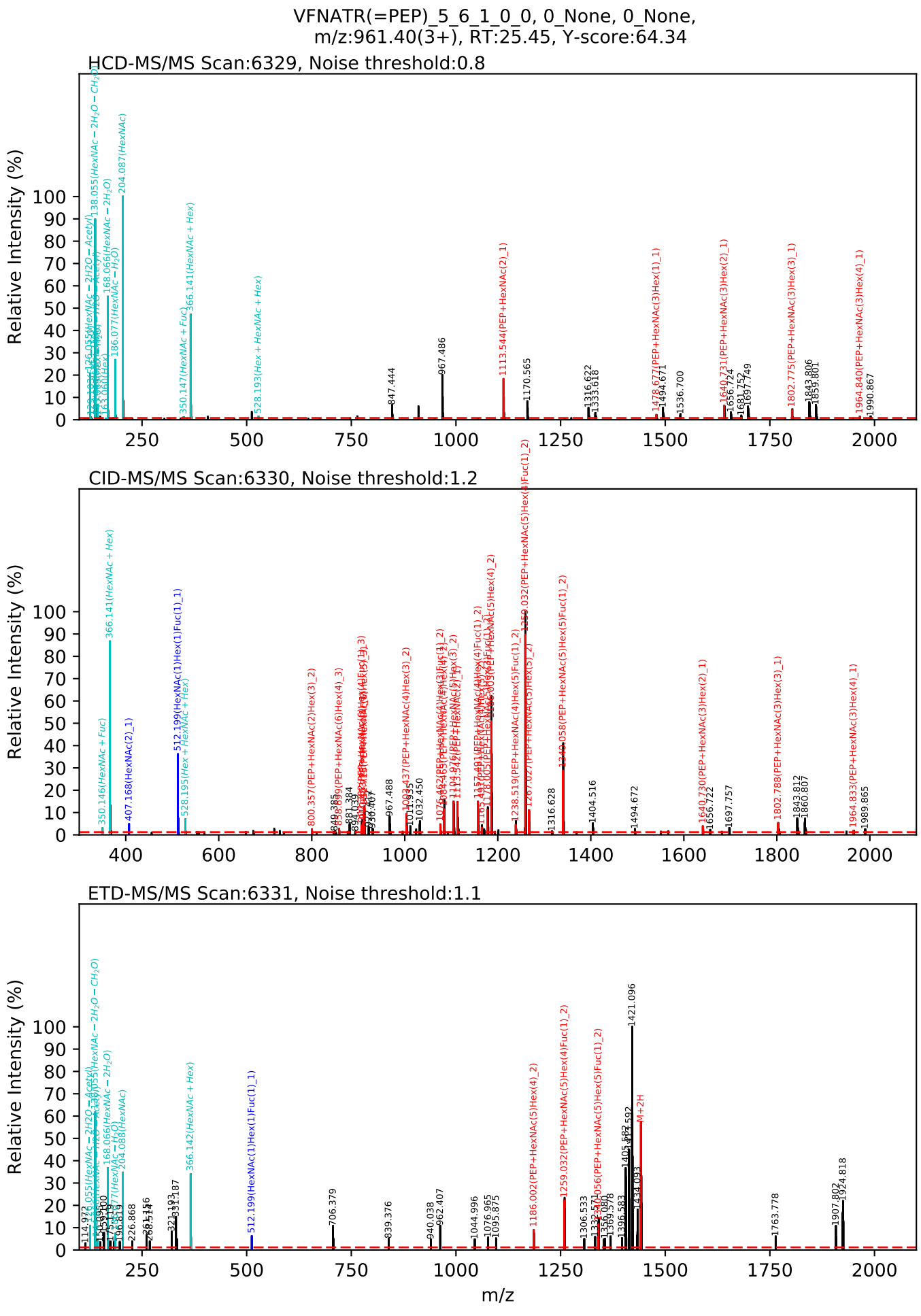
VFNATR(=PEP)_5_6_1_0_0, 0_None, 0_None,
m/z:961.40(3+), RT:25.45, Y-score:64.34
HCD-MS/MS Scan:6329, Noise threshold:0.8
CID-MS/MS Scan:6330, Noise threshold:1.2
ETD-MS/MS Scan:6331, Noise threshold:1.1
Relative Intensity (%)
m/z

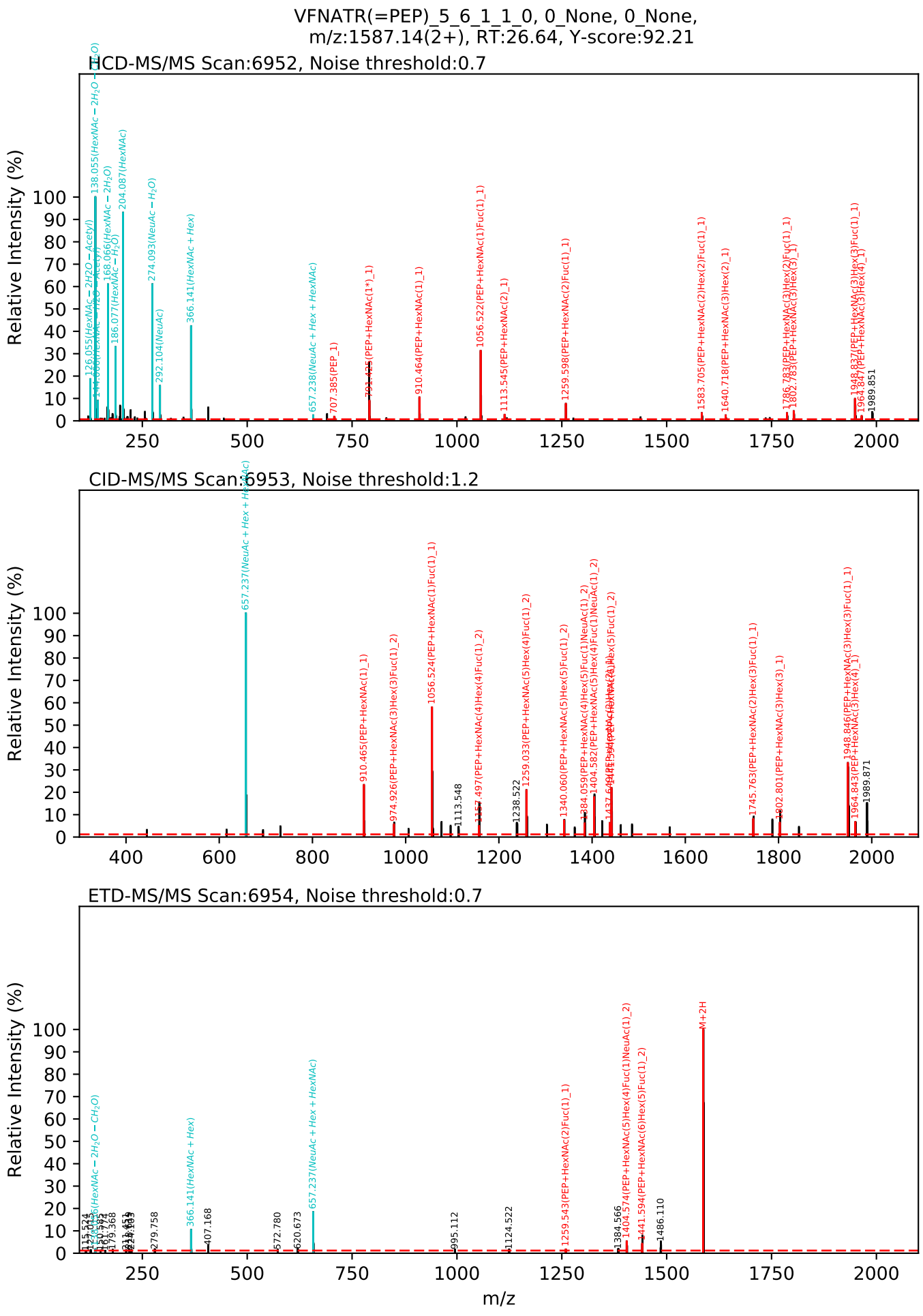
VFNATR(=PEP)_5_6_1_1_0, 0_None, 0_None,
m/z:1587.14(2+), RT:26.64, Y-score:92.21
HCD-MS/MS Scan:6952, Noise threshold:0.7
CID-MS/MS Scan:6953, Noise threshold:1.2
ETD-MS/MS Scan:6954, Noise threshold:0.7
Relative Intensity (%)
m/z

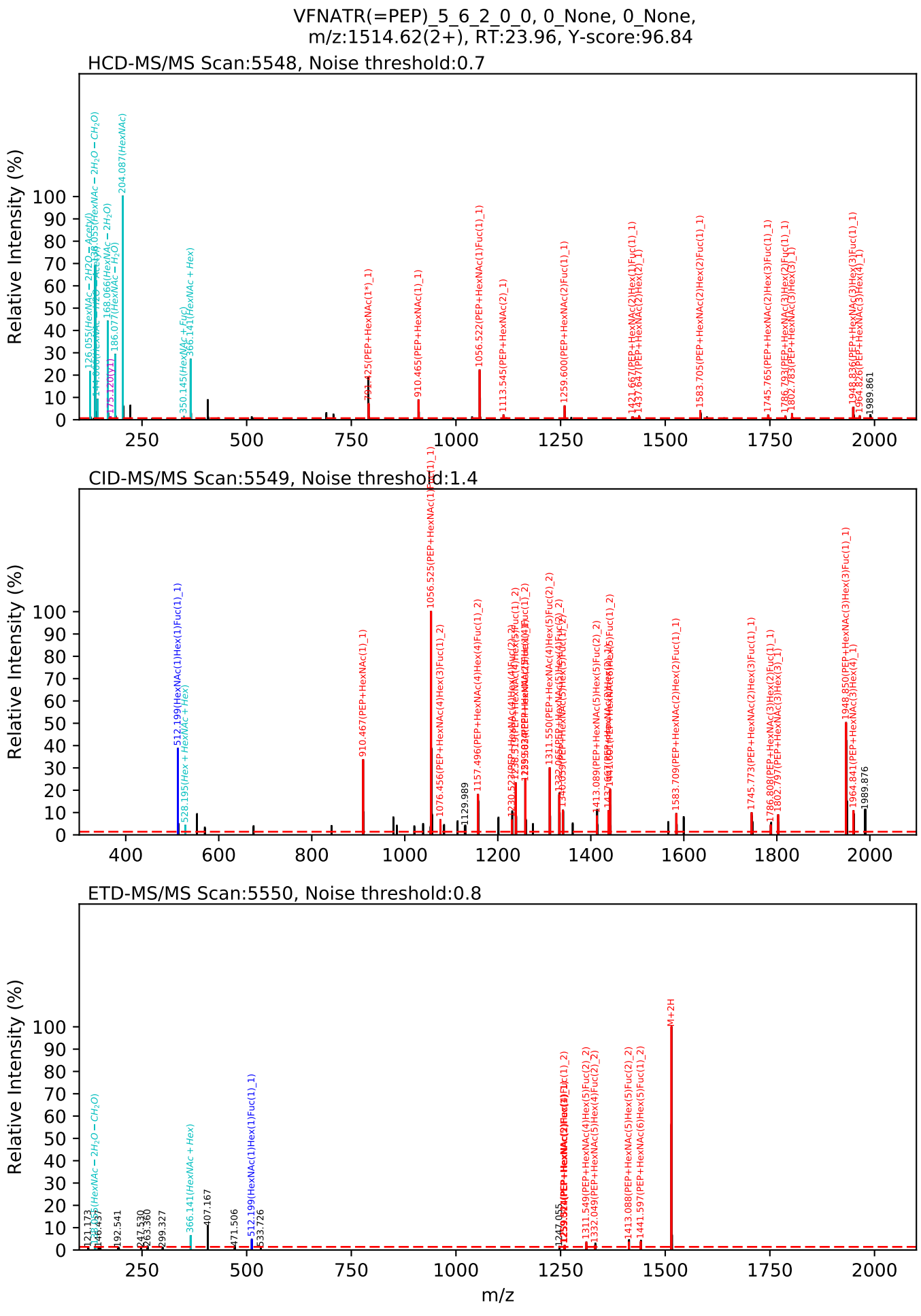
VFNATR(=PEP)_5_6_2_0_0, 0_None, 0_None,
m/z:1514.62(2+), RT:23.96, Y-score:96.84
HCD-MS/MS Scan:5548, Noise threshold:0.7
Relative Intensity (%)
CID-MS/MS Scan:5549, Noise threshold:1.4
Relative Intensity (%)
ETD-MS/MS Scan:5550, Noise threshold:0.8
Relative Intensity (%)
m/z

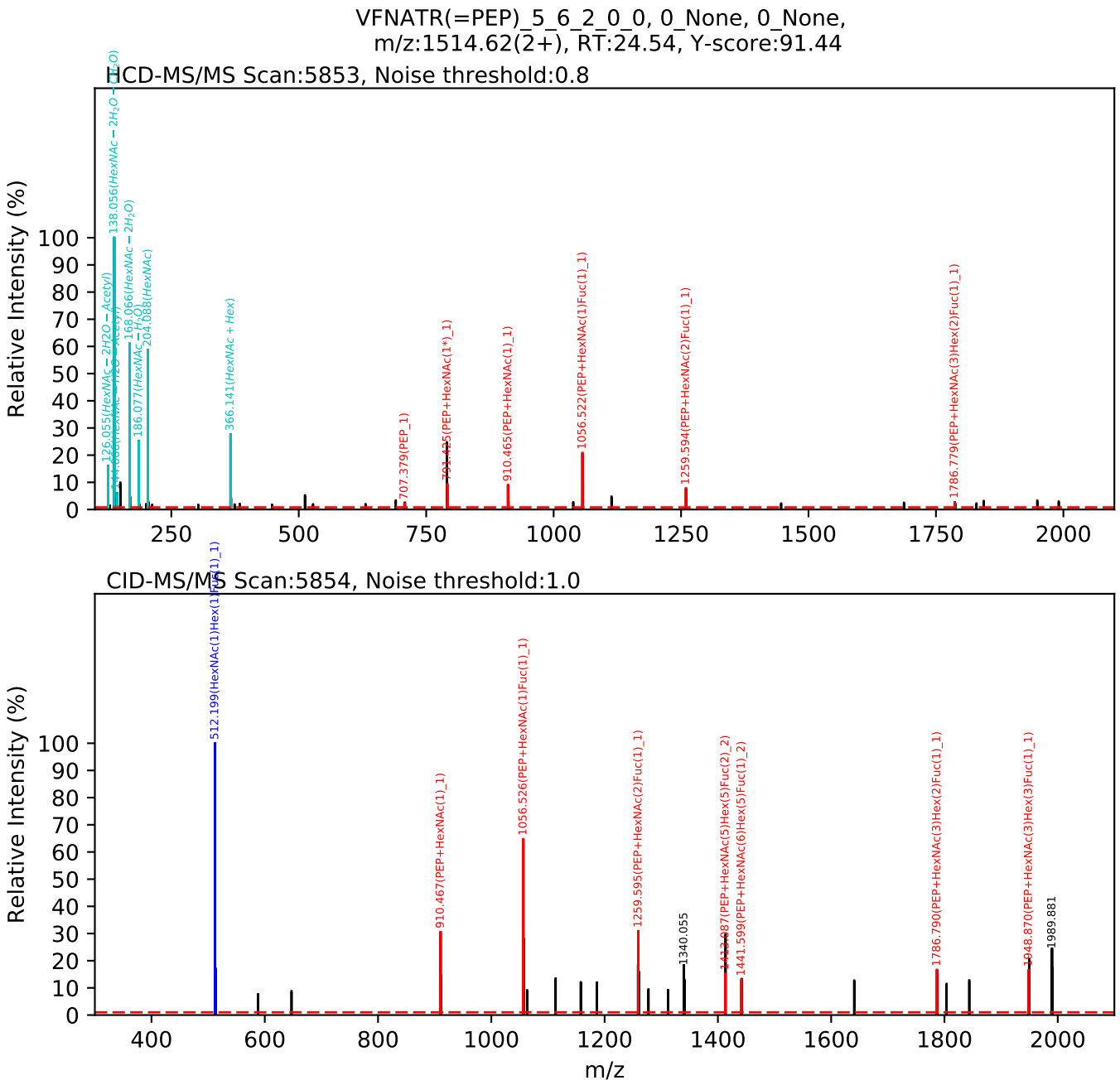
VFNATR(=PEP)_5_6_2_0_0, 0_None, 0_None,
m/z:1514.62(2+), RT:24.54, Y-score:91.44
HCD-MS/MS Scan:5853, Noise threshold:0.8
Relative Intensity (%)
126.055(HexNAc − 2H2O − Acetyl)
138.056(HexNAc − 2H2O)
168.066(HexNAc − 2H2O)
186.077(HexNAc − H2O)
204.088(HexNAc)
366.141(HexNAc + Hex)
707.379(PEP_1)
791.425(PEP+HexNAc(1*)_1)
910.465(PEP+HexNAc(1)_1)
1056.522(PEP+HexNAc(1)Fuc(1)_1)
1259.594(PEP+HexNAc(2)Fuc(1)_1)
1786.779(PEP+HexNAc(3)Hex(2)Fuc(1)_1)
m/z
CID-MS/MS Scan:5854, Noise threshold:1.0
Relative Intensity (%)
512.199(HexNAc(1)Hex(1)Fuc(1)_1)
910.467(PEP+HexNAc(1)_1)
1056.526(PEP+HexNAc(1)Fuc(1)_1)
1259.595(PEP+HexNAc(2)Fuc(1)_1)
1340.055
1413.087(PEP+HexNAc(5)Hex(5)Fuc(2)_2)
1441.599(PEP+HexNAc(6)Hex(5)Fuc(1)_2)
1786.790(PEP+HexNAc(3)Hex(2)Fuc(1)_1)
1948.870(PEP+HexNAc(3)Hex(3)Fuc(1)_1)
1989.881
m/z

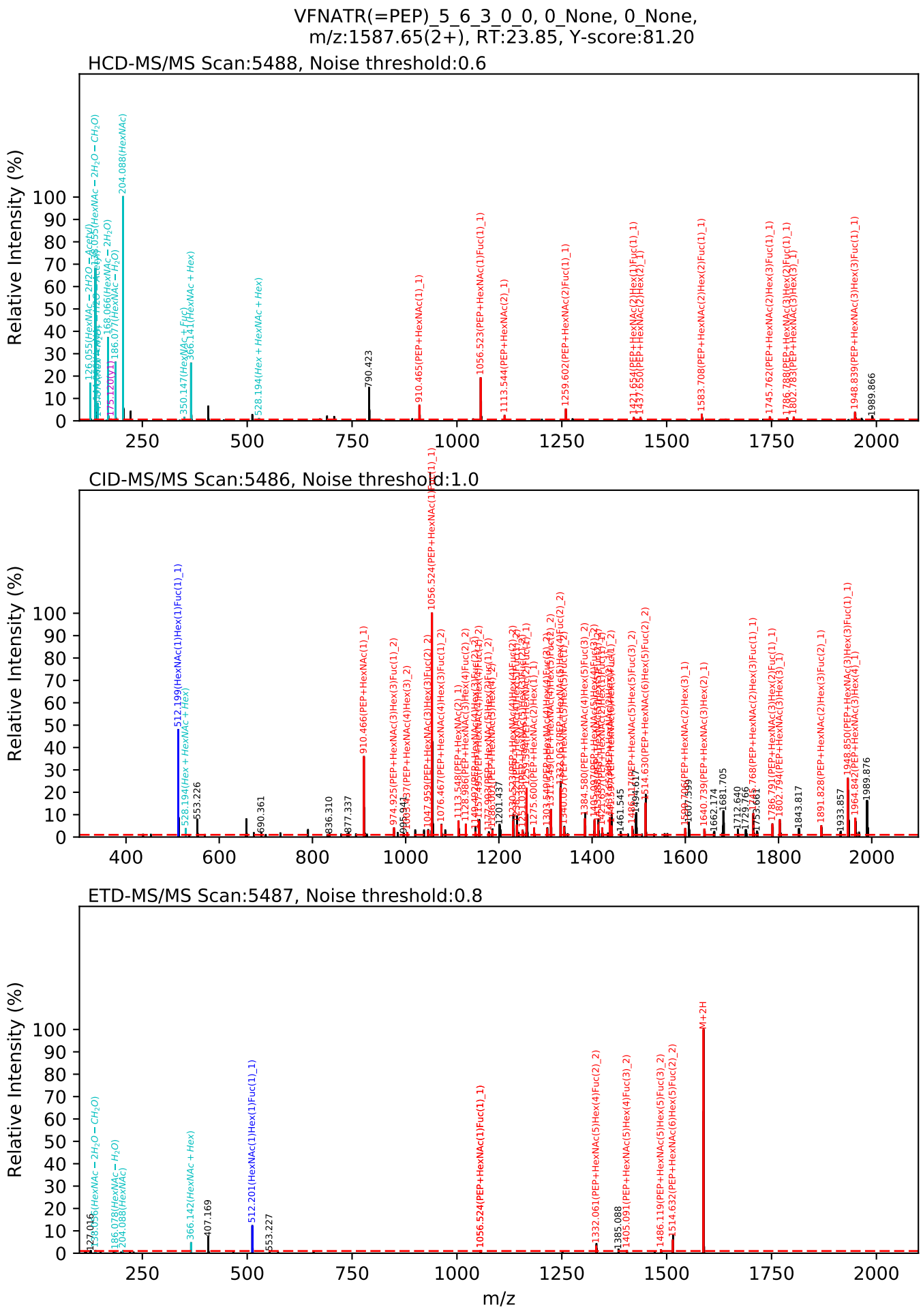
VFNATR(=PEP)_5_6_3_0_0, 0_None, 0_None,
m/z:1587.65(2+), RT:23.85, Y-score:81.20
HCD-MS/MS Scan:5488, Noise threshold:0.6
CID-MS/MS Scan:5486, Noise threshold:1.0
ETD-MS/MS Scan:5487, Noise threshold:0.8
Relative Intensity (%)
m/z

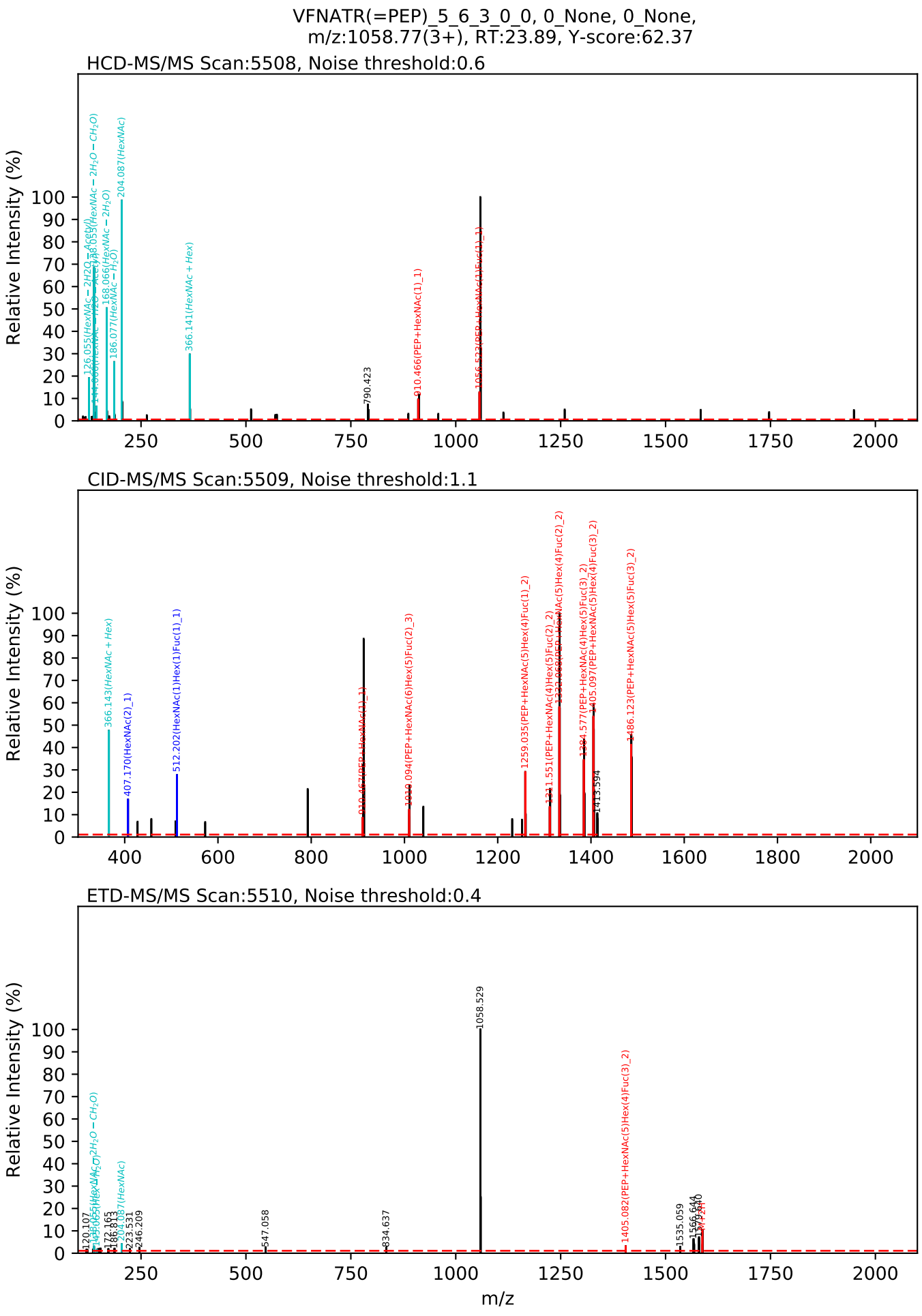
VFNATR(=PEP)_5_6_3_0_0, 0_None, 0_None,
m/z:1058.77(3+), RT:23.89, Y-score:62.37
HCD-MS/MS Scan:5508, Noise threshold:0.6
Relative Intensity (%)
366.141(HexNAc + Hex)
204.087(HexNAc)
790.423
910.466(PEP+HexNAc(1)_1)
CID-MS/MS Scan:5509, Noise threshold:1.1
Relative Intensity (%)
366.143(HexNAc + Hex)
407.170(HexNAc(2)_1)
512.202(HexNAc(1)Hex(1)Fuc(1)_1)
1019.094(PEP+HexNAc(6)Hex(5)Fuc(2)_3)
1259.035(PEP+HexNAc(5)Hex(4)Fuc(1)_2)
1311.551(PEP+HexNAc(4)Hex(5)Fuc(2)_2)
1384.577(PEP+HexNAc(4)Hex(5)Fuc(3)_2)
1405.097(PEP+HexNAc(5)Hex(4)Fuc(3)_2)
1413.594
1486.123(PEP+HexNAc(5)Hex(5)Fuc(3)_2)
ETD-MS/MS Scan:5510, Noise threshold:0.4
Relative Intensity (%)
1058.529
1405.082(PEP+HexNAc(5)Hex(4)Fuc(3)_2)
547.058
834.637
1535.059
m/z

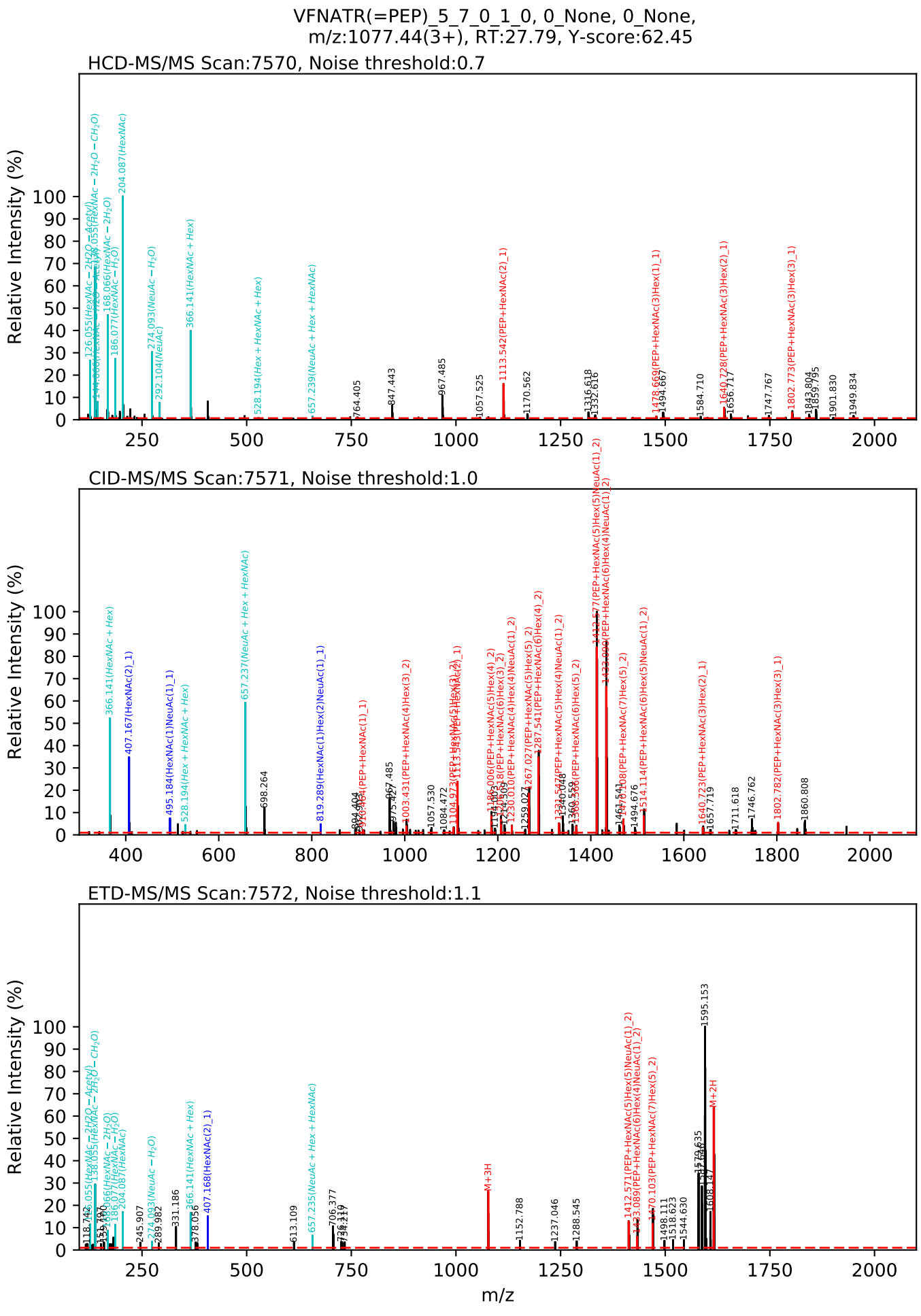
VFNATR(=PEP)_5_7_0_1_0, 0_None, 0_None,
m/z:1077.44(3+), RT:27.79, Y-score:62.45
HCD-MS/MS Scan:7570, Noise threshold:0.7
CID-MS/MS Scan:7571, Noise threshold:1.0
ETD-MS/MS Scan:7572, Noise threshold:1.1
Relative Intensity (%)
m/z
366.141(HexNAc + Hex)
407.167(HexNAc(2)_1)
495.184(HexNAc(1)NeuAc(1)_1)
528.194(Hex + HexNAc + Hex)
657.237(NeuAc + Hex + HexNAc)
698.264
819.289(HexNAc(1)Hex(2)NeuAc(1)_1)
1057.530
1084.472
1259.027
1711.618
1746.762
1802.782(PEP+HexNAc(3)Hex(3)_1)
1860.808
1494.676
1640.723(PEP+HexNAc(3)Hex(2)_1)
1657.719
M+3H
M+2H

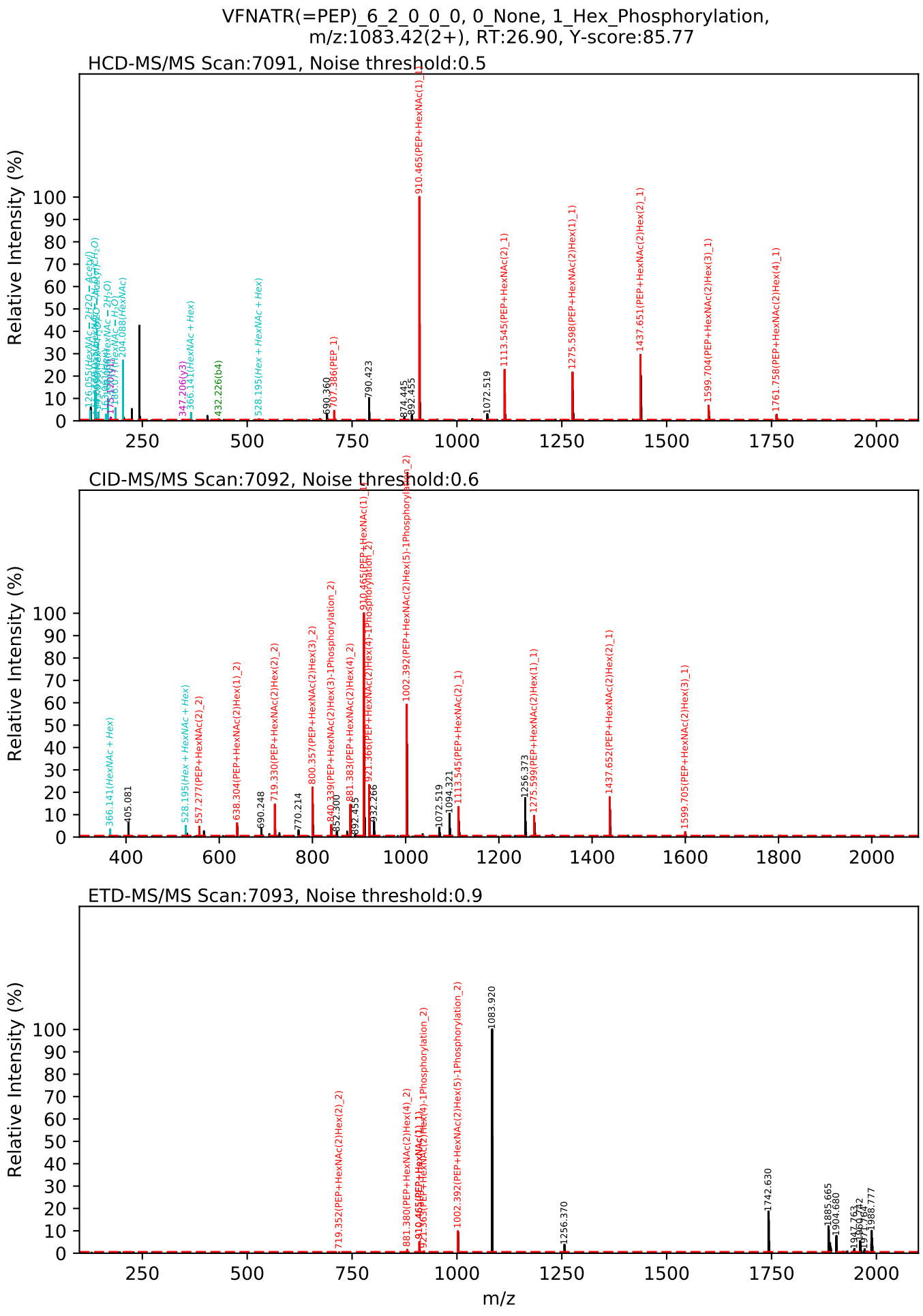
VFNATR(=PEP)_6_2_0_0_0, 0_None, 1_Hex_Phosphorylation,
m/z:1083.42(2+), RT:26.90, Y-score:85.77
HCD-MS/MS Scan:7091, Noise threshold:0.5
Relative Intensity (%)
910.465(PEP+HexNAc(1)_1)
1113.545(PEP+HexNAc(2)_1)
1275.598(PEP+HexNAc(2)Hex(1)_1)
1437.651(PEP+HexNAc(2)Hex(2)_1)
1599.704(PEP+HexNAc(2)Hex(3)_1)
1761.758(PEP+HexNAc(2)Hex(4)_1)
CID-MS/MS Scan:7092, Noise threshold:0.6
Relative Intensity (%)
366.141(HexNAc + Hex)
528.195(Hex + HexNAc + Hex)
638.304(PEP+HexNAc(2)Hex(1)_2)
719.330(PEP+HexNAc(2)Hex(2)_2)
800.357(PEP+HexNAc(2)Hex(3)_2)
1002.392(PEP+HexNAc(2)Hex(5)-1Phosphorylation_2)
1256.373
1275.599(PEP+HexNAc(2)Hex(1)_1)
1437.652(PEP+HexNAc(2)Hex(2)_1)
1599.705(PEP+HexNAc(2)Hex(3)_1)
ETD-MS/MS Scan:7093, Noise threshold:0.9
Relative Intensity (%)
719.352(PEP+HexNAc(2)Hex(2)_2)
1002.392(PEP+HexNAc(2)Hex(5)-1Phosphorylation_2)
1083.920
1256.370
1742.630
1885.665
1904.680
m/z

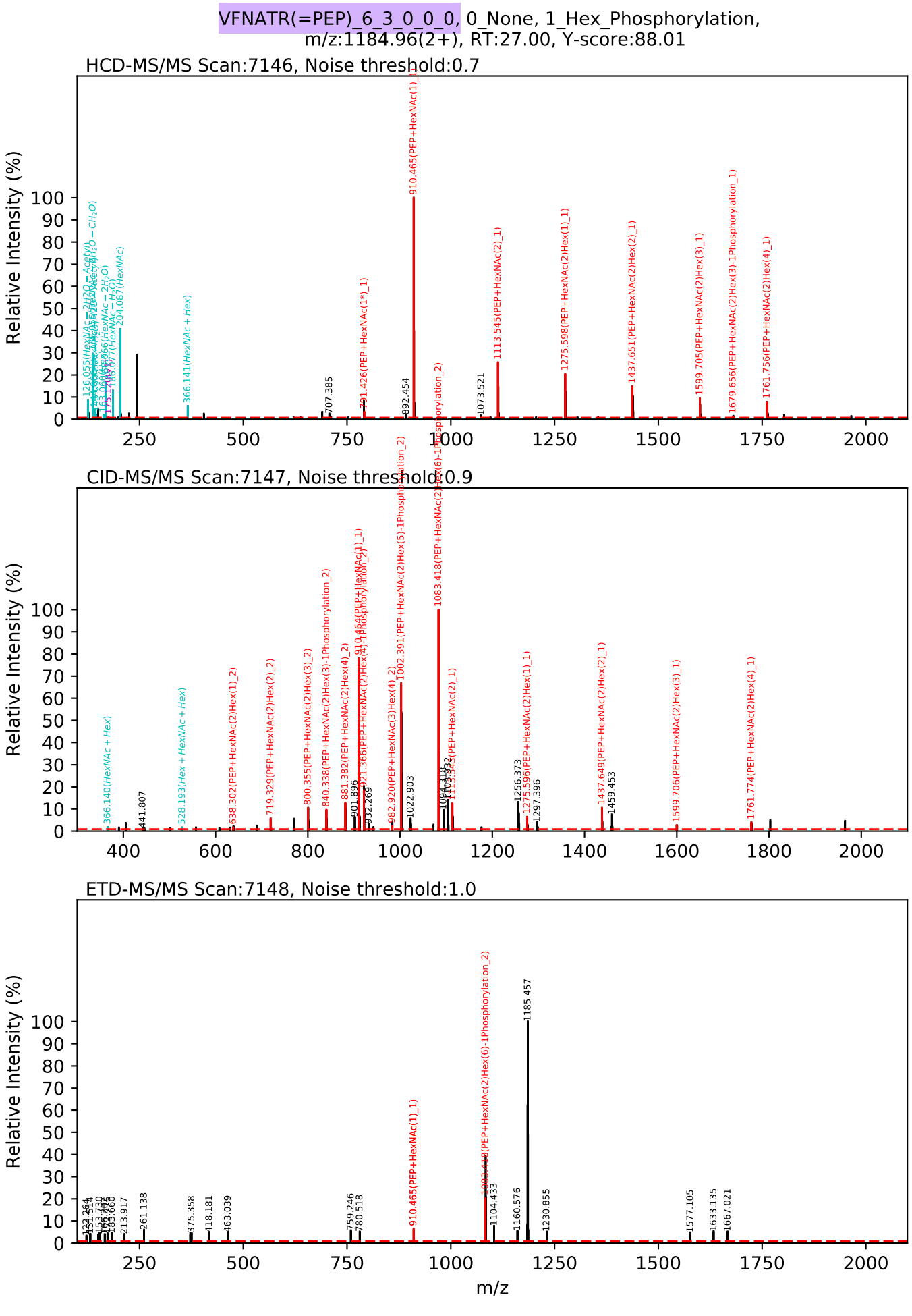
VFNATR(=PEP)_6_3_0_0_0, 0_None, 1_Hex_Phosphorylation,
m/z:1184.96(2+), RT:27.00, Y-score:88.01
HCD-MS/MS Scan:7146, Noise threshold:0.7
Relative Intensity (%)
366.141(HexNAc + Hex)
707.385
791.426(PEP+HexNAc(1*)_1)
892.454
910.465(PEP+HexNAc(1)_1)
1073.521
1113.545(PEP+HexNAc(2)_1)
1275.598(PEP+HexNAc(2)Hex(1)_1)
1437.651(PEP+HexNAc(2)Hex(2)_1)
1599.705(PEP+HexNAc(2)Hex(3)_1)
1679.656(PEP+HexNAc(2)Hex(3)-1Phosphorylation_1)
1761.756(PEP+HexNAc(2)Hex(4)_1)
CID-MS/MS Scan:7147, Noise threshold:0.9
Relative Intensity (%)
366.140(HexNAc + Hex)
441.807
528.193(Hex + HexNAc + Hex)
638.302(PEP+HexNAc(2)Hex(1)_2)
719.329(PEP+HexNAc(2)Hex(2)_2)
800.355(PEP+HexNAc(2)Hex(3)_2)
840.338(PEP+HexNAc(2)Hex(3)-1Phosphorylation_2)
881.382(PEP+HexNAc(2)Hex(4)_2)
901.896
910.464(PEP+HexNAc(1)_1)
921.366(PEP+HexNAc(2)Hex(4)-1Phosphorylation_2)
932.269
982.920(PEP+HexNAc(3)Hex(4)_2)
1002.391(PEP+HexNAc(2)Hex(5)-1Phosphorylation_2)
1022.903
1083.418(PEP+HexNAc(2)Hex(6)-1Phosphorylation_2)
1094.318
1103.933
1113.343(PEP+HexNAc(2)_1)
1256.373
1275.596(PEP+HexNAc(2)Hex(1)_1)
1297.396
1437.649(PEP+HexNAc(2)Hex(2)_1)
1459.453
1599.706(PEP+HexNAc(2)Hex(3)_1)
1761.774(PEP+HexNAc(2)Hex(4)_1)
ETD-MS/MS Scan:7148, Noise threshold:1.0
Relative Intensity (%)
261.138
375.358
418.181
463.039
759.246
780.518
910.465(PEP+HexNAc(1)_1)
1104.433
1160.576
1185.457
1230.855
1577.105
1633.135
1667.021
m/z

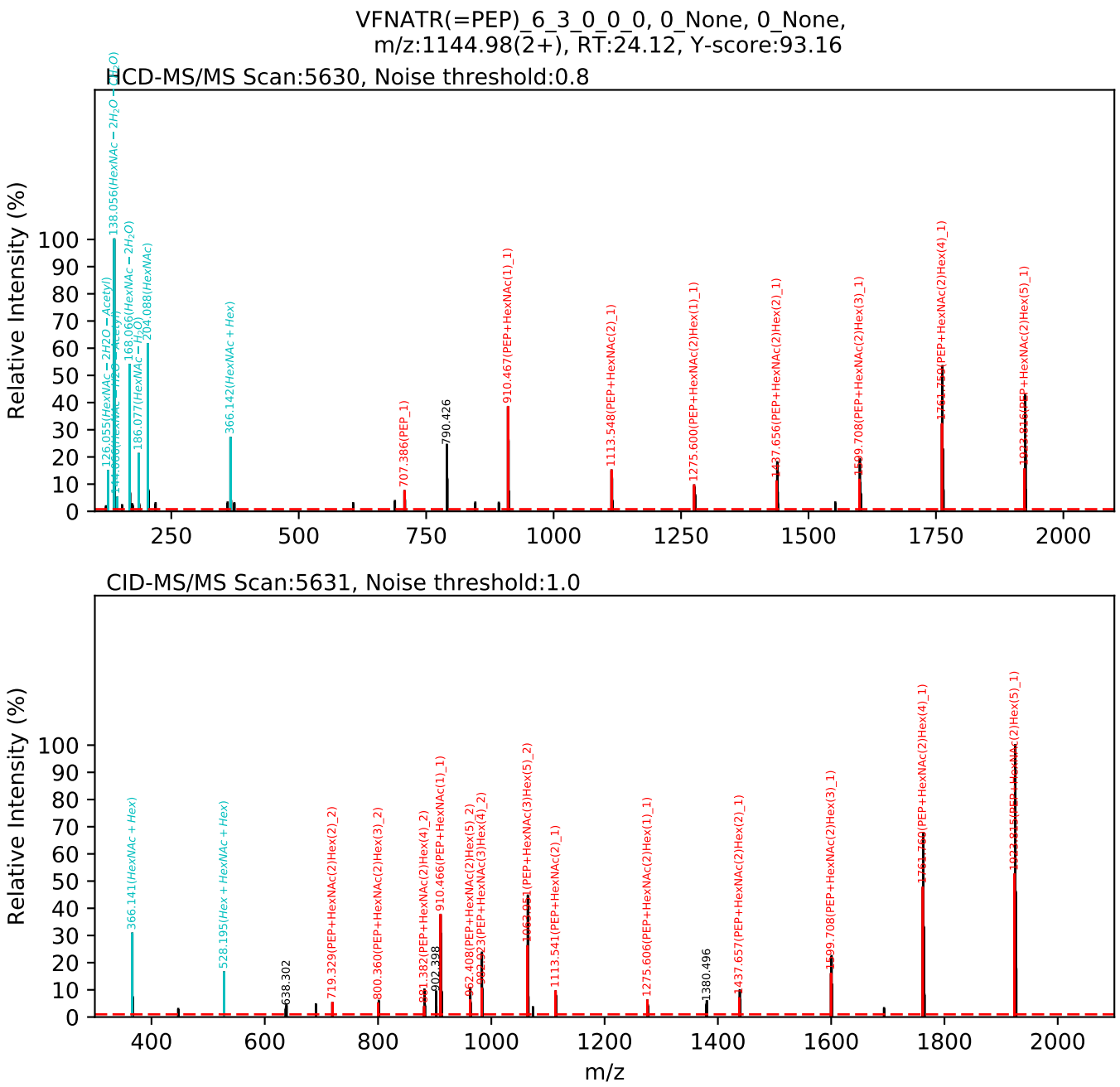
VFNATR(=PEP)_6_3_0_0_0, 0_None, 0_None,
m/z:1144.98(2+), RT:24.12, Y-score:93.16
HCD-MS/MS Scan:5630, Noise threshold:0.8
Relative Intensity (%)
126.055(HexNAc − 2H2O − Acetyl)
138.056(HexNAc − 2H2O)
168.066(HexNAc − 2H2O)
186.077(HexNAc − 2H2O)
204.088(HexNAc)
366.142(HexNAc + Hex)
707.386(PEP_1)
790.426
910.467(PEP+HexNAc(1)_1)
1113.548(PEP+HexNAc(2)_1)
1275.600(PEP+HexNAc(2)Hex(1)_1)
1437.656(PEP+HexNAc(2)Hex(2)_1)
1599.708(PEP+HexNAc(2)Hex(3)_1)
1761.759(PEP+HexNAc(2)Hex(4)_1)
1923.816(PEP+HexNAc(2)Hex(5)_1)
CID-MS/MS Scan:5631, Noise threshold:1.0
Relative Intensity (%)
366.141(HexNAc + Hex)
528.195(Hex + HexNAc + Hex)
638.302
719.329(PEP+HexNAc(2)Hex(2)_2)
800.360(PEP+HexNAc(2)Hex(3)_2)
881.382(PEP+HexNAc(2)Hex(4)_2)
902.398
910.466(PEP+HexNAc(1)_1)
962.408(PEP+HexNAc(2)Hex(5)_2)
983.423(PEP+HexNAc(3)Hex(4)_2)
1063.005(PEP+HexNAc(3)Hex(5)_2)
1113.541(PEP+HexNAc(2)_1)
1275.606(PEP+HexNAc(2)Hex(1)_1)
1380.496
1437.657(PEP+HexNAc(2)Hex(2)_1)
1599.708(PEP+HexNAc(2)Hex(3)_1)
1761.769(PEP+HexNAc(2)Hex(4)_1)
1923.815(PEP+HexNAc(2)Hex(5)_1)
m/z

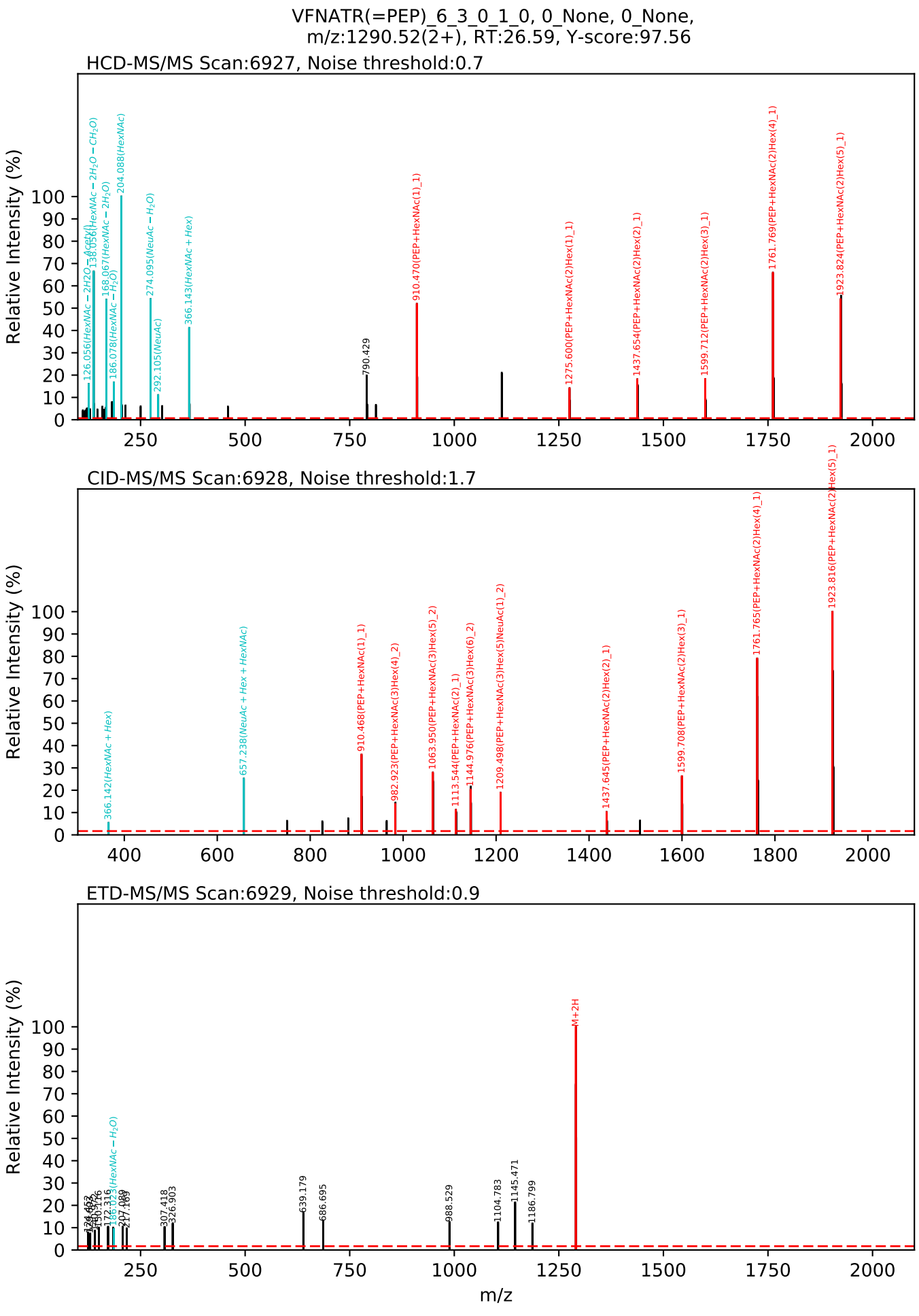
VFNATR(=PEP)_6_3_0_1_0, 0_None, 0_None,
m/z:1290.52(2+), RT:26.59, Y-score:97.56
HCD-MS/MS Scan:6927, Noise threshold:0.7
Relative Intensity (%)
126.056(HexNAc − 2H2O − CH2O)
138.056(HexNAc − 2H2O − CH2O)
168.067(HexNAc − 2H2O)
186.078(HexNAc − H2O)
204.088(HexNAc)
274.095(NeuAc − H2O)
292.105(NeuAc)
366.143(HexNAc + Hex)
790.429
910.470(PEP+HexNAc(1)_1)
1275.600(PEP+HexNAc(2)Hex(1)_1)
1437.654(PEP+HexNAc(2)Hex(2)_1)
1599.712(PEP+HexNAc(2)Hex(3)_1)
1761.769(PEP+HexNAc(2)Hex(4)_1)
1923.824(PEP+HexNAc(2)Hex(5)_1)
CID-MS/MS Scan:6928, Noise threshold:1.7
Relative Intensity (%)
366.142(HexNAc + Hex)
657.238(NeuAc + Hex + HexNAc)
910.468(PEP+HexNAc(1)_1)
982.923(PEP+HexNAc(3)Hex(4)_2)
1063.950(PEP+HexNAc(3)Hex(5)_2)
1113.544(PEP+HexNAc(2)_1)
1144.976(PEP+HexNAc(3)Hex(6)_2)
1209.498(PEP+HexNAc(3)Hex(5)NeuAc(1)_2)
1437.645(PEP+HexNAc(2)Hex(2)_1)
1599.708(PEP+HexNAc(2)Hex(3)_1)
1761.765(PEP+HexNAc(2)Hex(4)_1)
1923.816(PEP+HexNAc(2)Hex(5)_1)
ETD-MS/MS Scan:6929, Noise threshold:0.9
Relative Intensity (%)
126.056(HexNAc − H2O)
307.418
326.903
639.179
686.695
988.529
1104.783
1145.471
1186.799
M+2H
m/z

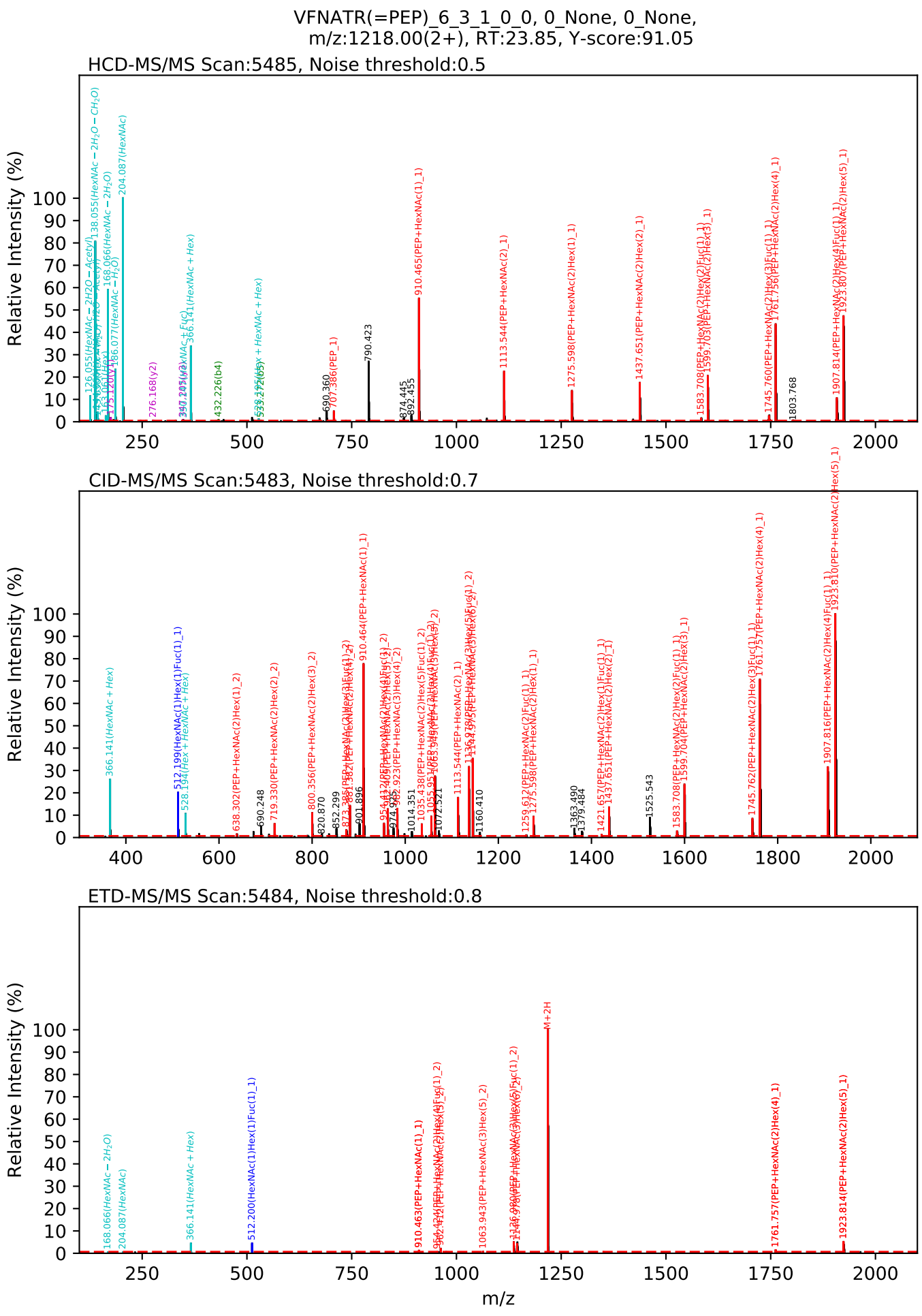
VFNATR(=PEP)_6_3_1_0_0, 0_None, 0_None,
m/z:1218.00(2+), RT:23.85, Y-score:91.05
HCD-MS/MS Scan:5485, Noise threshold:0.5
CID-MS/MS Scan:5483, Noise threshold:0.7
ETD-MS/MS Scan:5484, Noise threshold:0.8
Relative Intensity (%)
m/z
M+2H

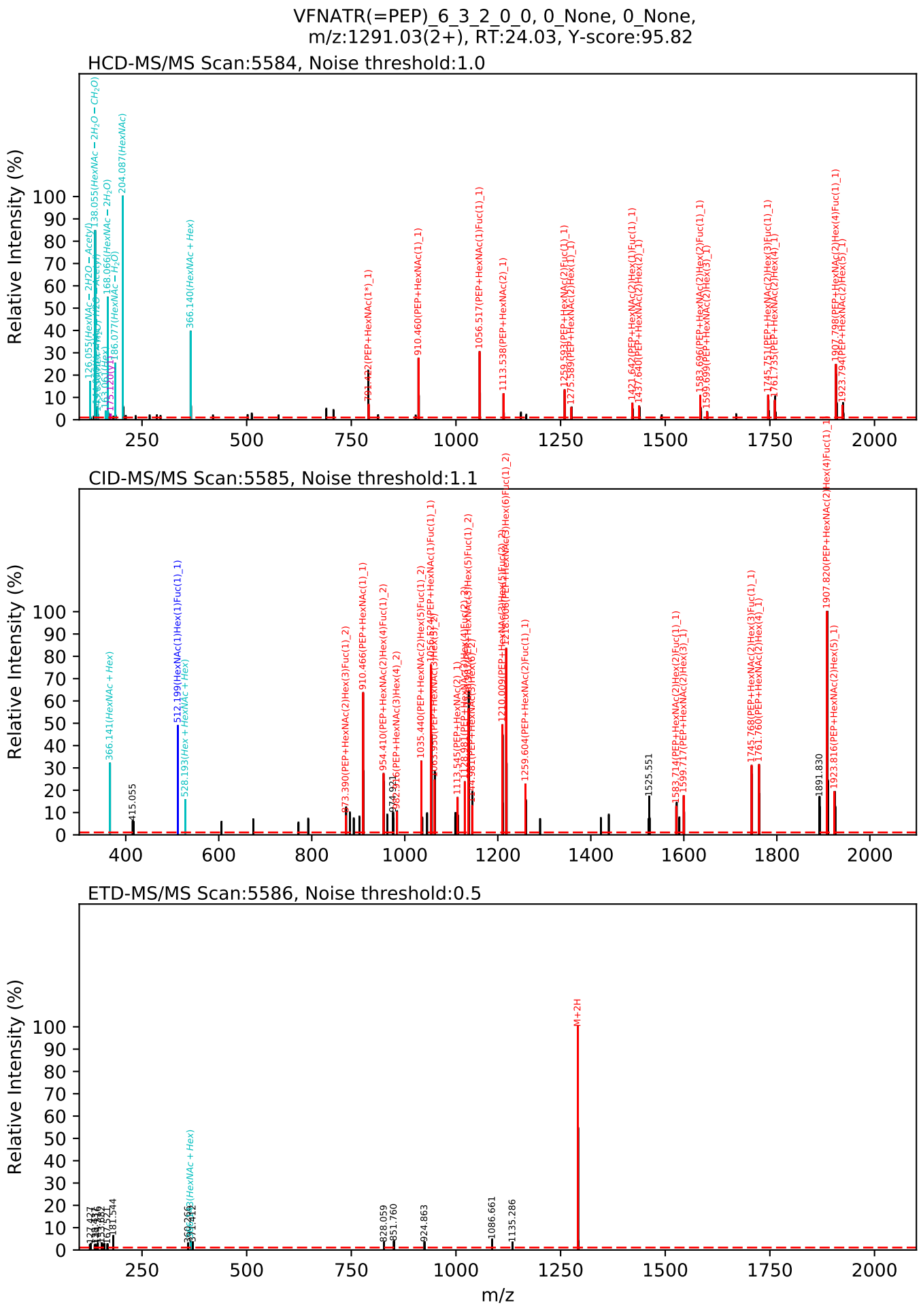
VFNATR(=PEP)_6_3_2_0_0, 0_None, 0_None,
m/z:1291.03(2+), RT:24.03, Y-score:95.82
HCD-MS/MS Scan:5584, Noise threshold:1.0
CID-MS/MS Scan:5585, Noise threshold:1.1
ETD-MS/MS Scan:5586, Noise threshold:0.5
Relative Intensity (%)
m/z
M+2H

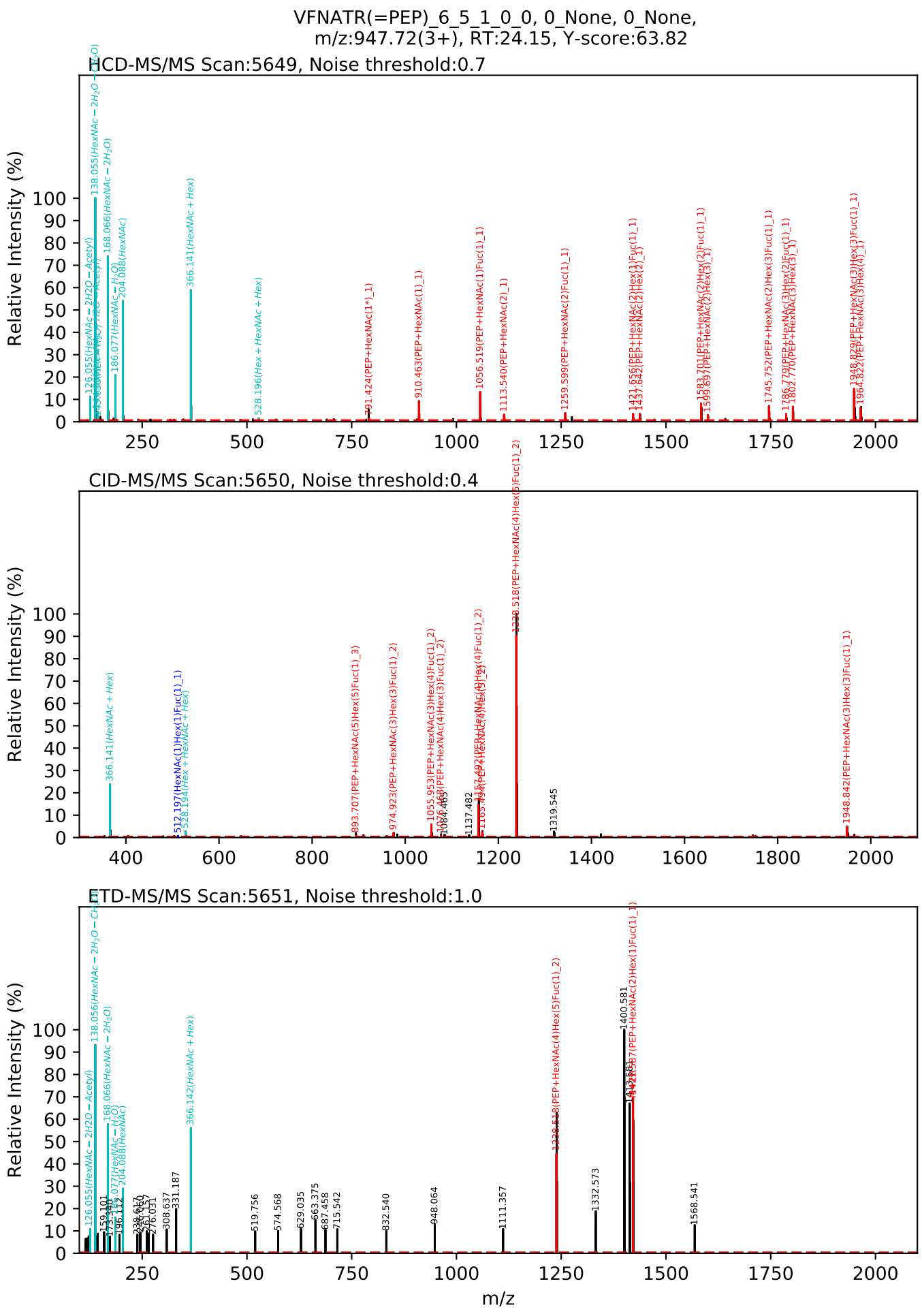
VFNATR(=PEP)_6_5_1_0_0, 0_None, 0_None,
m/z:947.72(3+), RT:24.15, Y-score:63.82
HCD-MS/MS Scan:5649, Noise threshold:0.7
Relative Intensity (%)
366.141(HexNAc + Hex)
528.196(Hex + HexNAc + Hex)
791.424(PEP+HexNAc(1*)_1)
910.463(PEP+HexNAc(1)_1)
1056.519(PEP+HexNAc(1)Fuc(1)_1)
1113.540(PEP+HexNAc(2)_1)
1259.599(PEP+HexNAc(2)Fuc(1)_1)
1745.752(PEP+HexNAc(2)Hex(3)Fuc(1)_1)
1948.829(PEP+HexNAc(3)Hex(3)Fuc(1)_1)
CID-MS/MS Scan:5650, Noise threshold:0.4
Relative Intensity (%)
366.141(HexNAc + Hex)
528.194(Hex + HexNAc + Hex)
893.707(PEP+HexNAc(5)Hex(5)Fuc(1)_3)
974.923(PEP+HexNAc(3)Hex(3)Fuc(1)_2)
1137.482
1319.545
1948.842(PEP+HexNAc(3)Hex(3)Fuc(1)_1)
ETD-MS/MS Scan:5651, Noise threshold:1.0
Relative Intensity (%)
366.142(HexNAc + Hex)
519.756
574.568
629.035
663.375
687.458
715.542
832.540
948.064
1111.357
1332.573
1400.581
1568.541
m/z

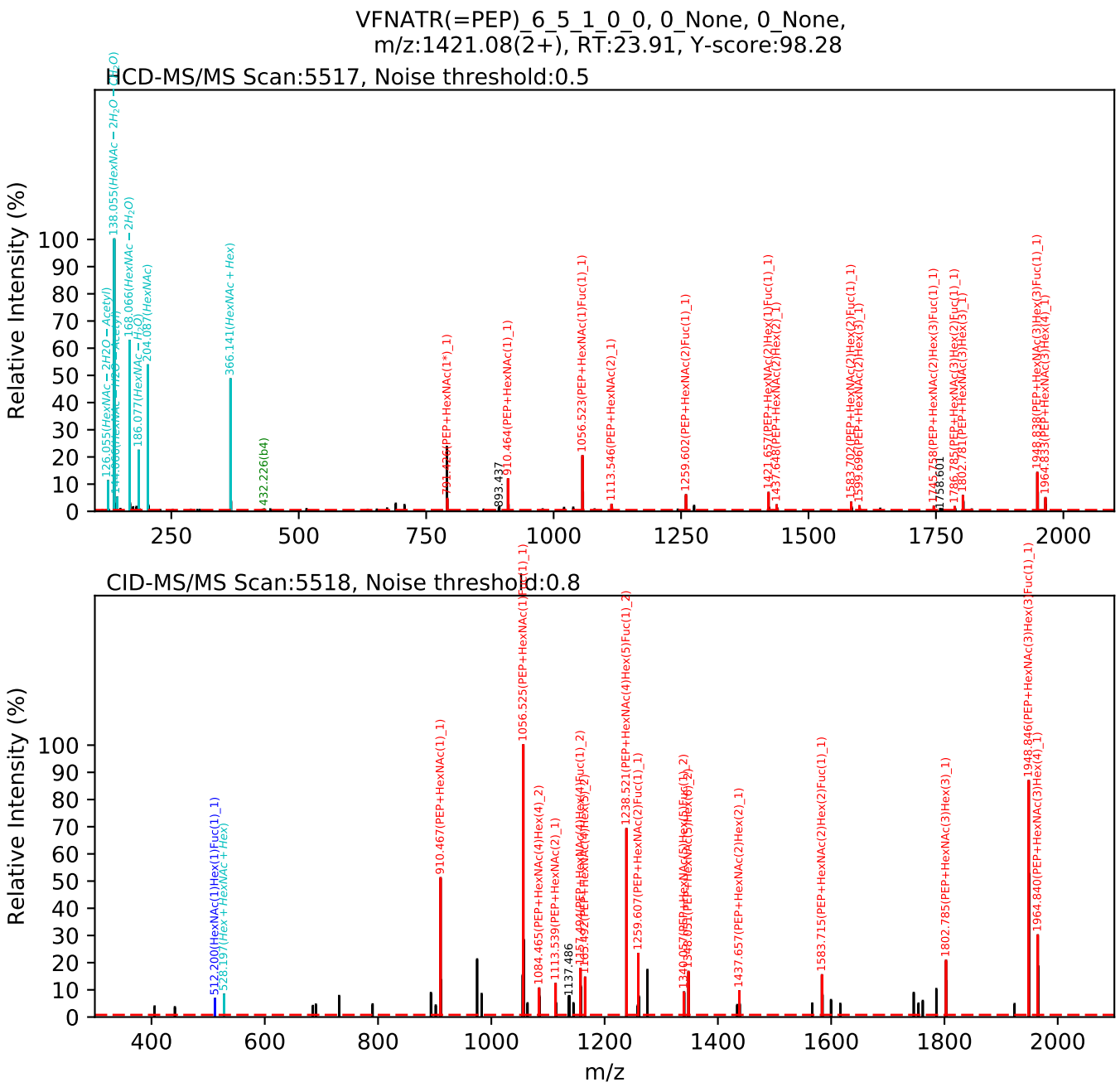
VFNATR(=PEP)_6_5_1_0_0, 0_None, 0_None,
m/z:1421.08(2+), RT:23.91, Y-score:98.28
HCD-MS/MS Scan:5517, Noise threshold:0.5
Relative Intensity (%)
366.141(HexNAc + Hex)
432.226(b4)
1056.523(PEP+HexNAc(1)Fuc(1)_1)
1259.602(PEP+HexNAc(2)Fuc(1)_1)
CID-MS/MS Scan:5518, Noise threshold:0.8
Relative Intensity (%)
910.467(PEP+HexNAc(1)_1)
1056.525(PEP+HexNAc(1)Fuc(1)_1)
1084.465(PEP+HexNAc(4)Hex(4)_2)
1113.539(PEP+HexNAc(2)_1)
1137.486
1238.521(PEP+HexNAc(4)Hex(5)Fuc(1)_2)
1259.607(PEP+HexNAc(2)Fuc(1)_1)
1437.657(PEP+HexNAc(2)Hex(2)_1)
1583.715(PEP+HexNAc(2)Hex(2)Fuc(1)_1)
1802.785(PEP+HexNAc(3)Hex(3)_1)
1948.846(PEP+HexNAc(3)Hex(3)Fuc(1)_1)
1964.840(PEP+HexNAc(3)Hex(4)_1)
m/z

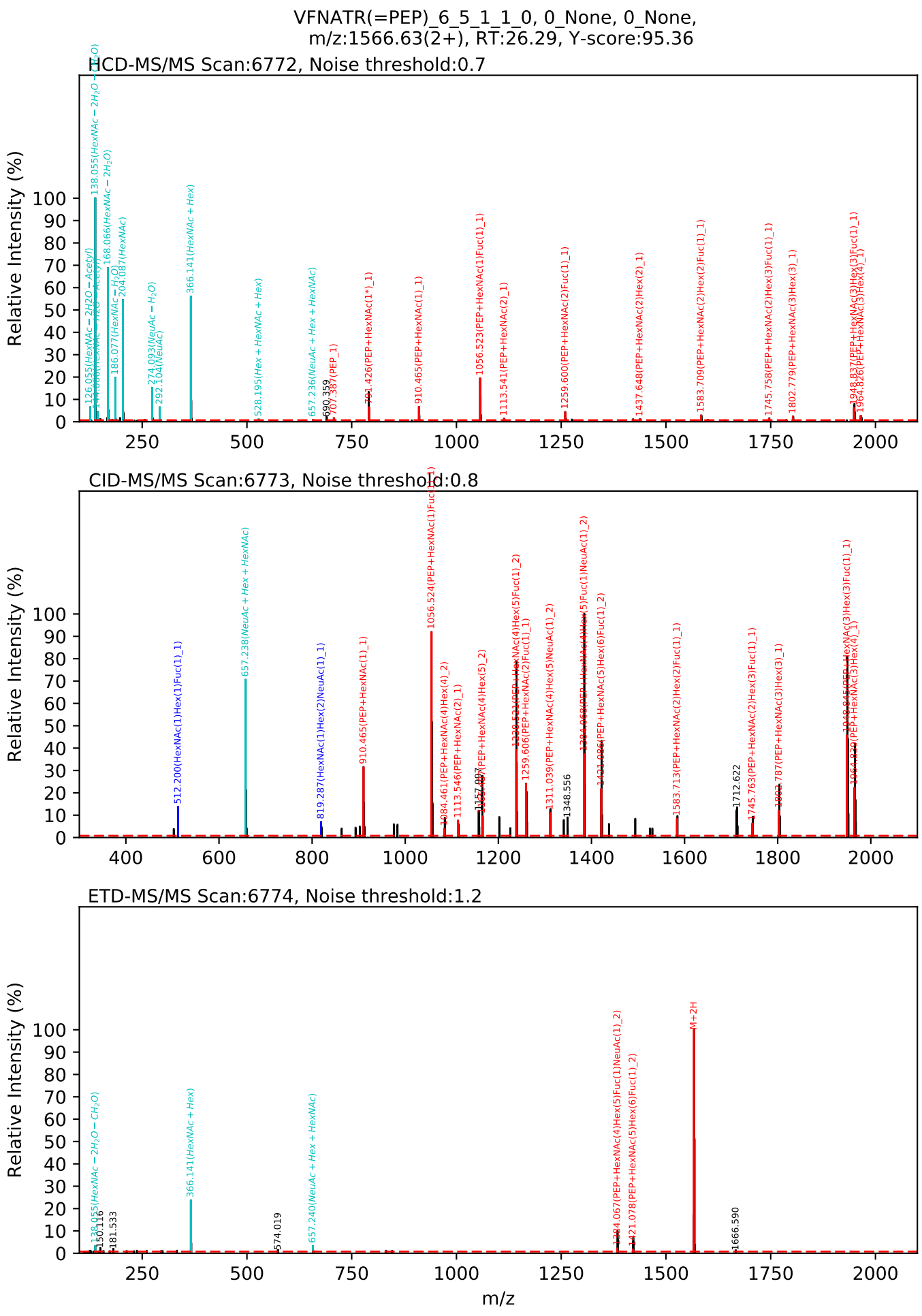
VFNATR(=PEP)_6_5_1_1_0, 0_None, 0_None,
m/z:1566.63(2+), RT:26.29, Y-score:95.36
HCD-MS/MS Scan:6772, Noise threshold:0.7
CID-MS/MS Scan:6773, Noise threshold:0.8
ETD-MS/MS Scan:6774, Noise threshold:1.2
Relative Intensity (%)
m/z

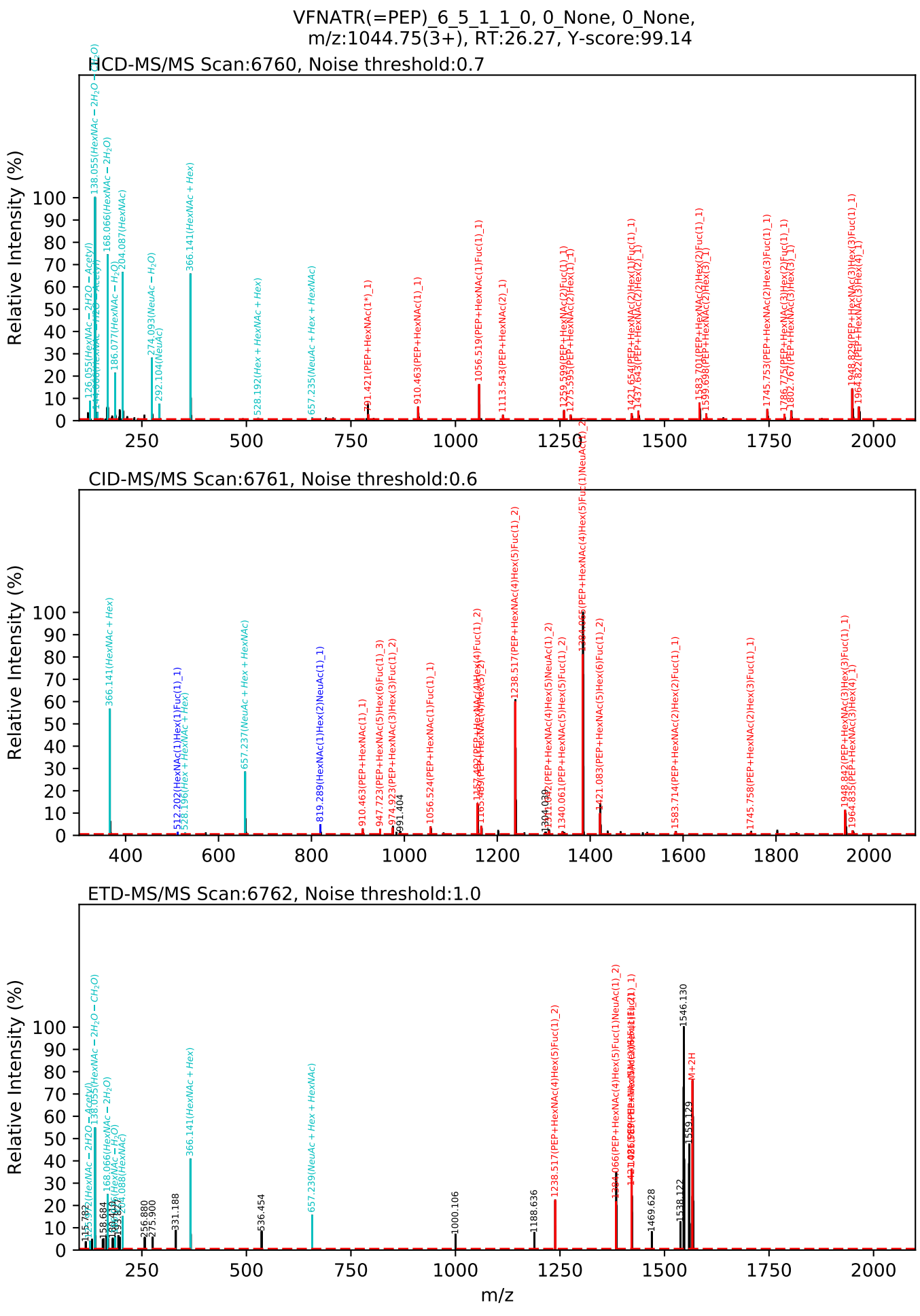
VFNATR(=PEP)_6_5_1_1_0, 0_None, 0_None,
m/z:1044.75(3+), RT:26.27, Y-score:99.14
HCD-MS/MS Scan:6760, Noise threshold:0.7
CID-MS/MS Scan:6761, Noise threshold:0.6
ETD-MS/MS Scan:6762, Noise threshold:1.0
Relative Intensity (%)
m/z

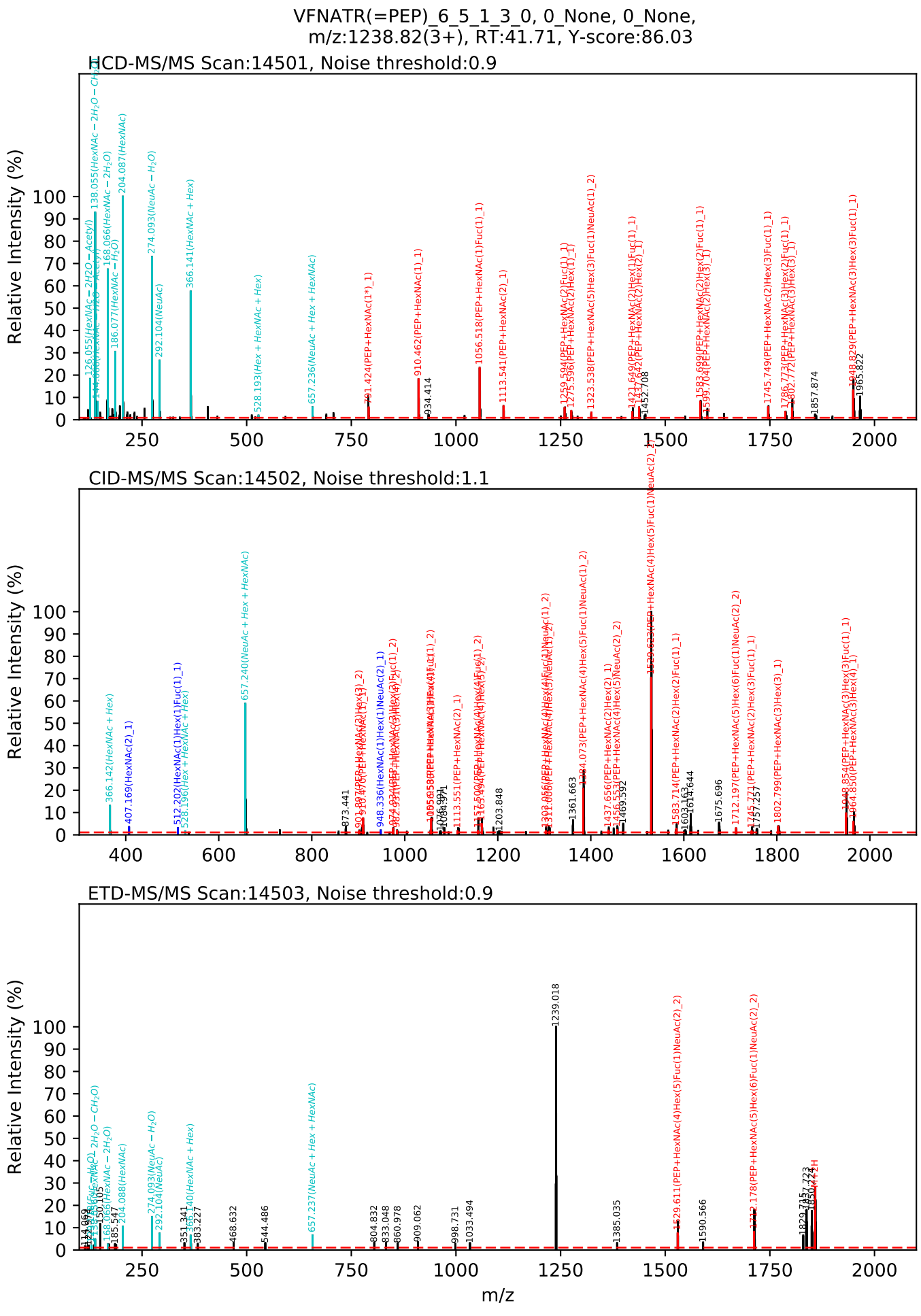
VFNATR(=PEP)_6_5_1_3_0, 0_None, 0_None,
m/z:1238.82(3+), RT:41.71, Y-score:86.03
HCD-MS/MS Scan:14501, Noise threshold:0.9
CID-MS/MS Scan:14502, Noise threshold:1.1
ETD-MS/MS Scan:14503, Noise threshold:0.9
Relative Intensity (%)
m/z

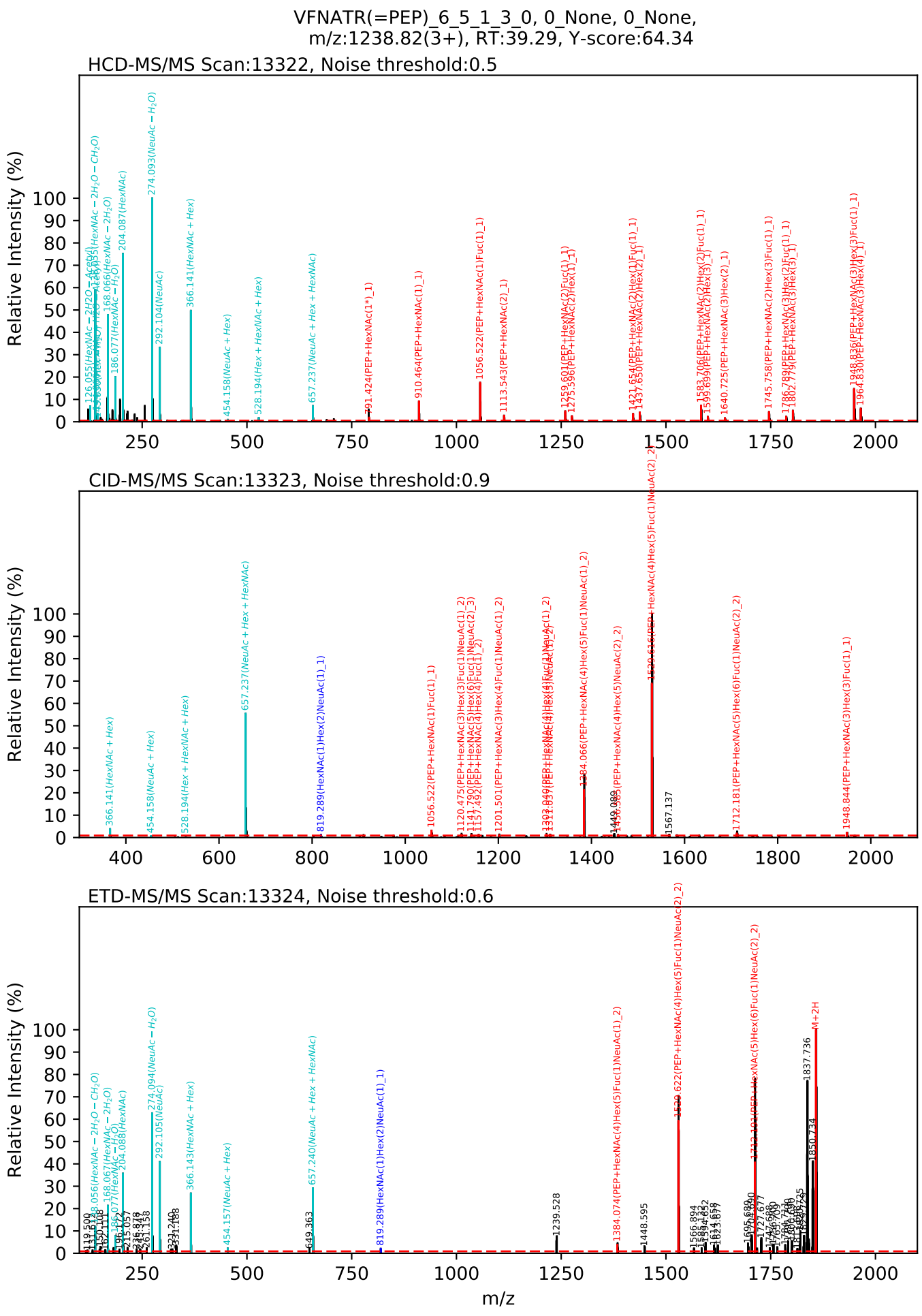
VFNATR(=PEP)_6_5_1_3_0, 0_None, 0_None,
m/z:1238.82(3+), RT:39.29, Y-score:64.34
HCD-MS/MS Scan:13322, Noise threshold:0.5
CID-MS/MS Scan:13323, Noise threshold:0.9
ETD-MS/MS Scan:13324, Noise threshold:0.6
Relative Intensity (%)
m/z

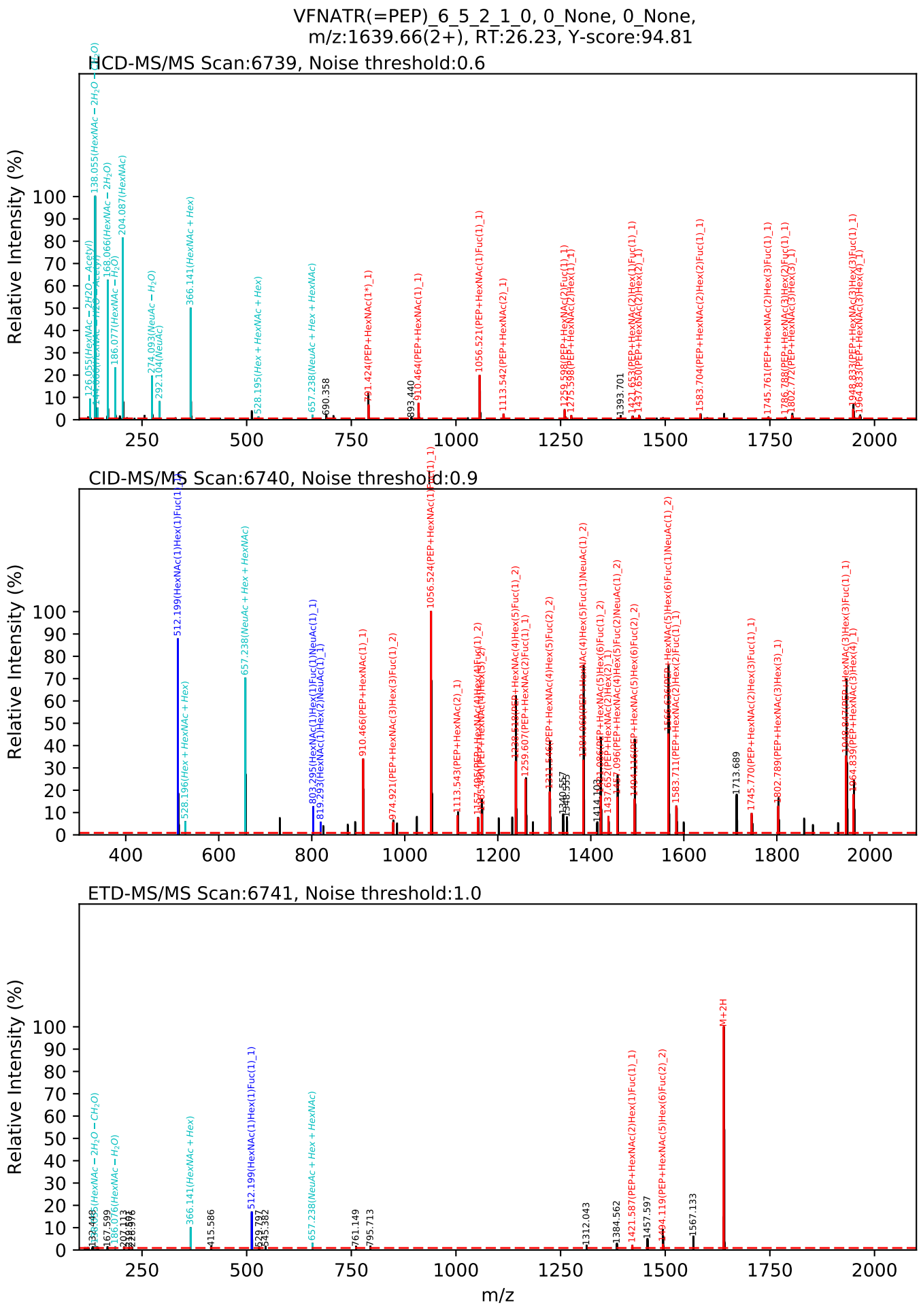
VFNATR(=PEP)_6_5_2_1_0, 0_None, 0_None,
m/z:1639.66(2+), RT:26.23, Y-score:94.81
HCD-MS/MS Scan:6739, Noise threshold:0.6
CID-MS/MS Scan:6740, Noise threshold:0.9
ETD-MS/MS Scan:6741, Noise threshold:1.0
Relative Intensity (%)
m/z

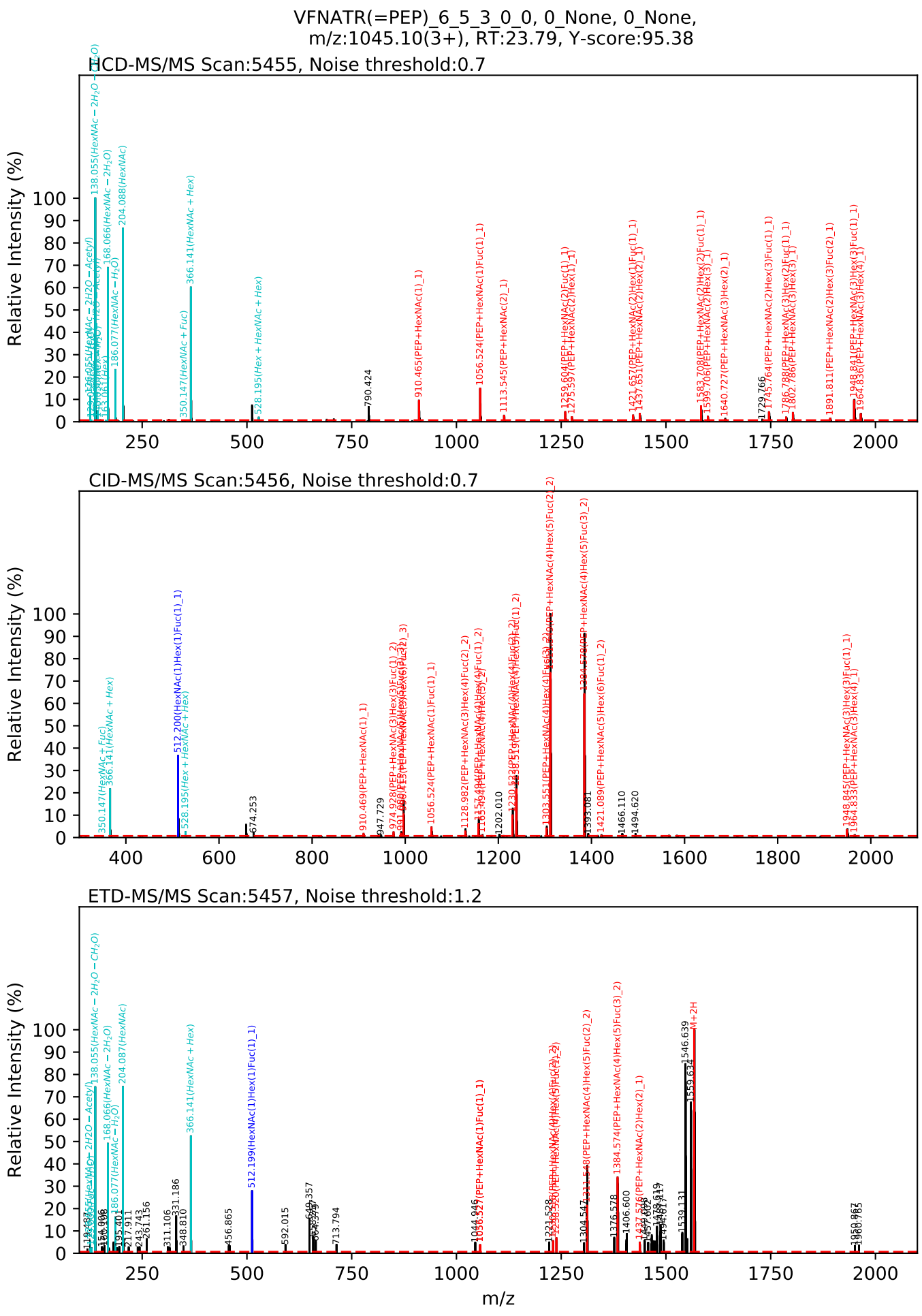
VFNATR(=PEP)_6_5_3_0_0, 0_None, 0_None,
m/z:1045.10(3+), RT:23.79, Y-score:95.38
HCD-MS/MS Scan:5455, Noise threshold:0.7
CID-MS/MS Scan:5456, Noise threshold:0.7
ETD-MS/MS Scan:5457, Noise threshold:1.2
Relative Intensity (%)
m/z

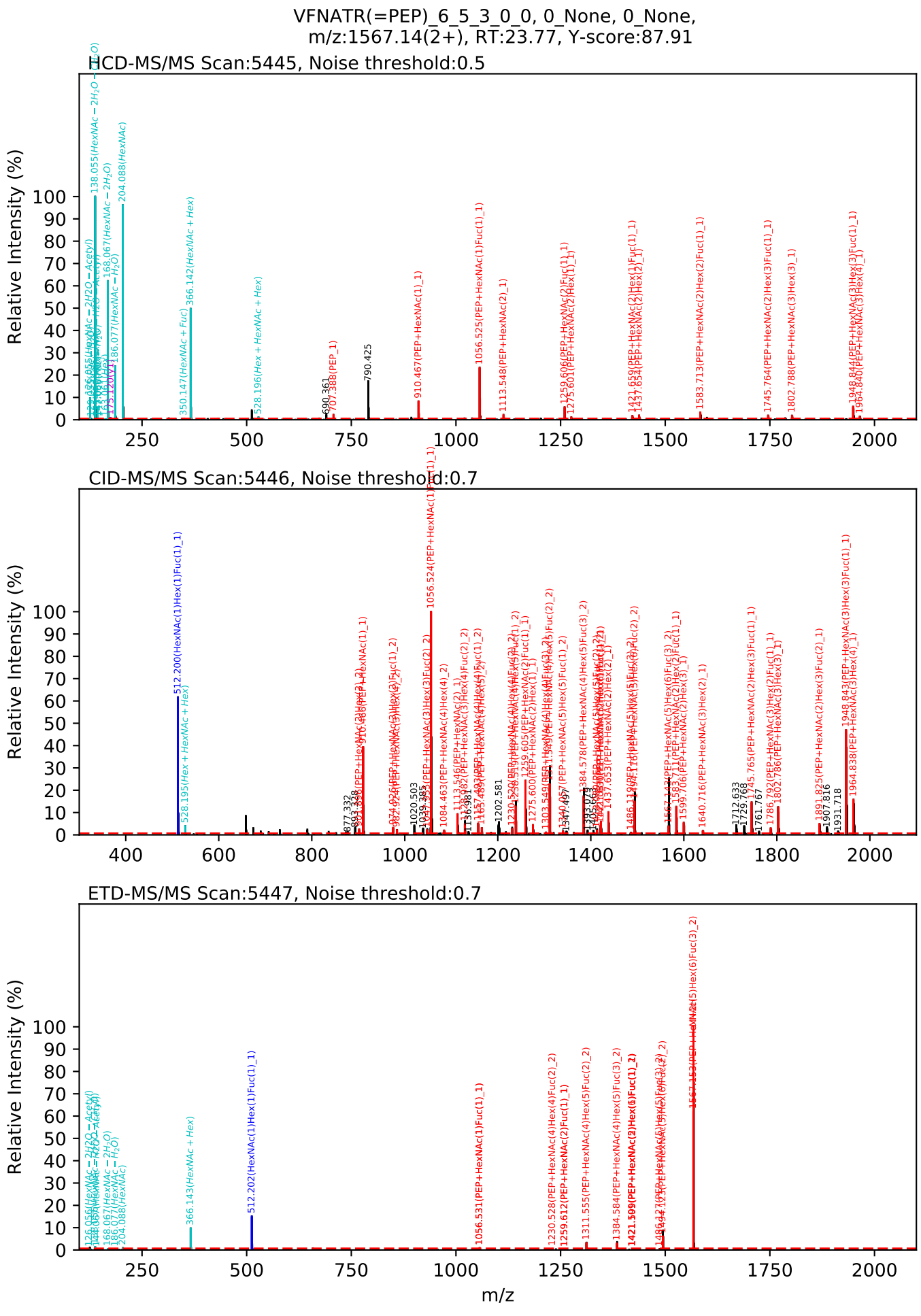
VFNATR(=PEP)_6_5_3_0_0, 0_None, 0_None,
m/z:1567.14(2+), RT:23.77, Y-score:87.91
HCD-MS/MS Scan:5445, Noise threshold:0.5
CID-MS/MS Scan:5446, Noise threshold:0.7
ETD-MS/MS Scan:5447, Noise threshold:0.7
Relative Intensity (%)
m/z

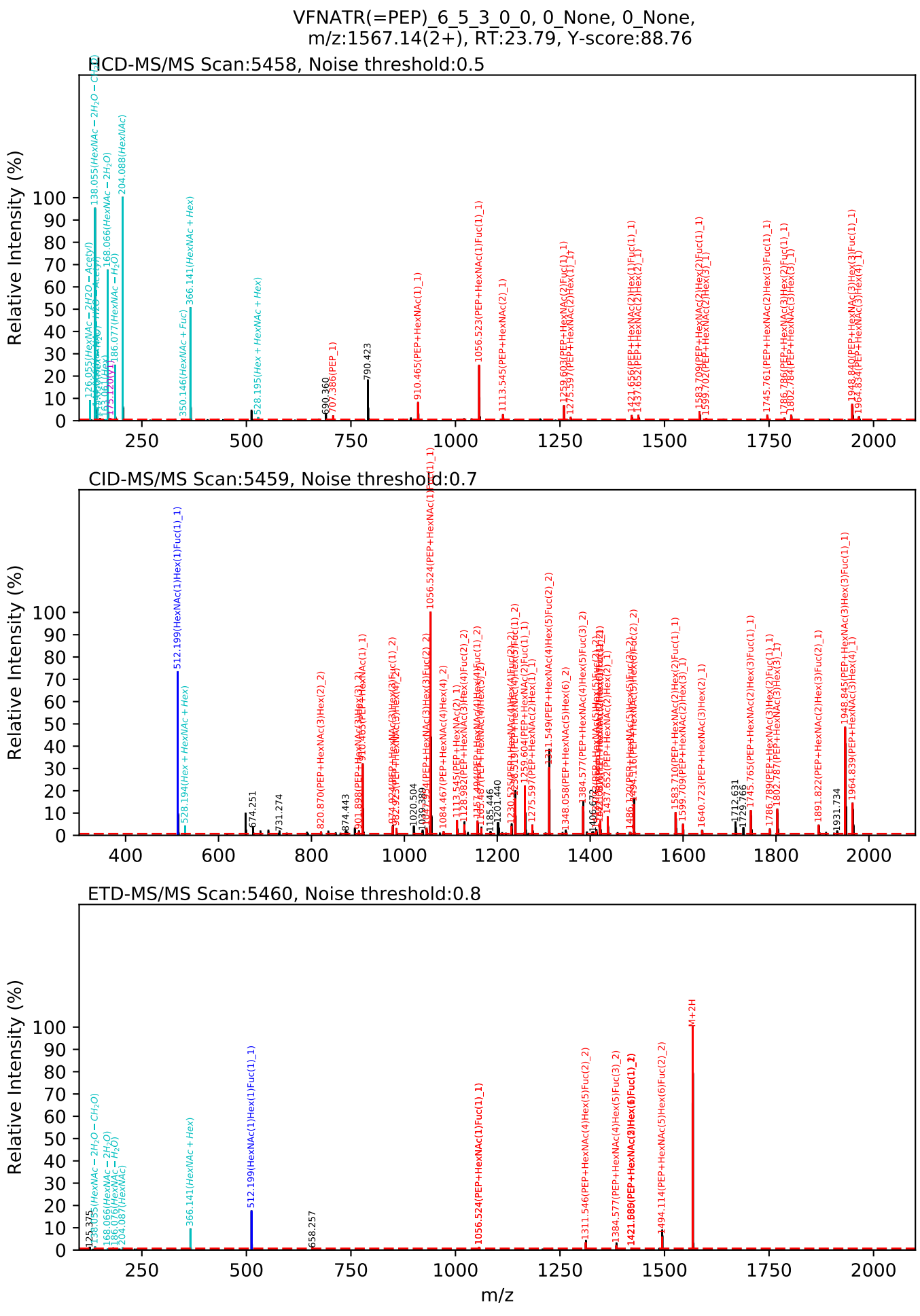
VFNATR(=PEP)_6_5_3_0_0, 0_None, 0_None,
m/z:1567.14(2+), RT:23.79, Y-score:88.76
HCD-MS/MS Scan:5458, Noise threshold:0.5
CID-MS/MS Scan:5459, Noise threshold:0.7
ETD-MS/MS Scan:5460, Noise threshold:0.8
Relative Intensity (%)
m/z

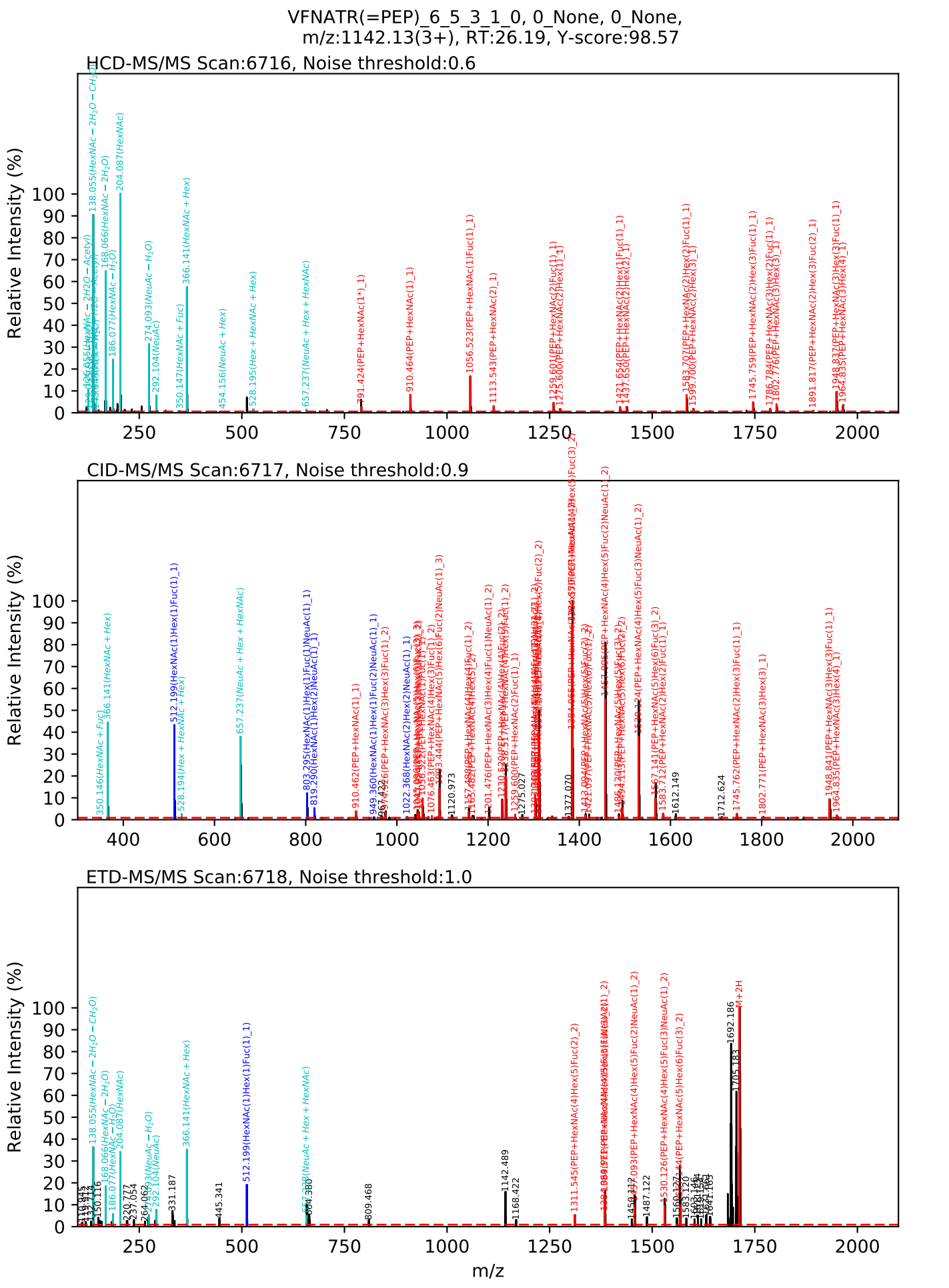
VFNATR(=PEP)_6_5_3_1_0, 0_None, 0_None,
m/z:1142.13(3+), RT:26.19, Y-score:98.57
HCD-MS/MS Scan:6716, Noise threshold:0.6
CID-MS/MS Scan:6717, Noise threshold:0.9
ETD-MS/MS Scan:6718, Noise threshold:1.0
Relative Intensity (%)
m/z

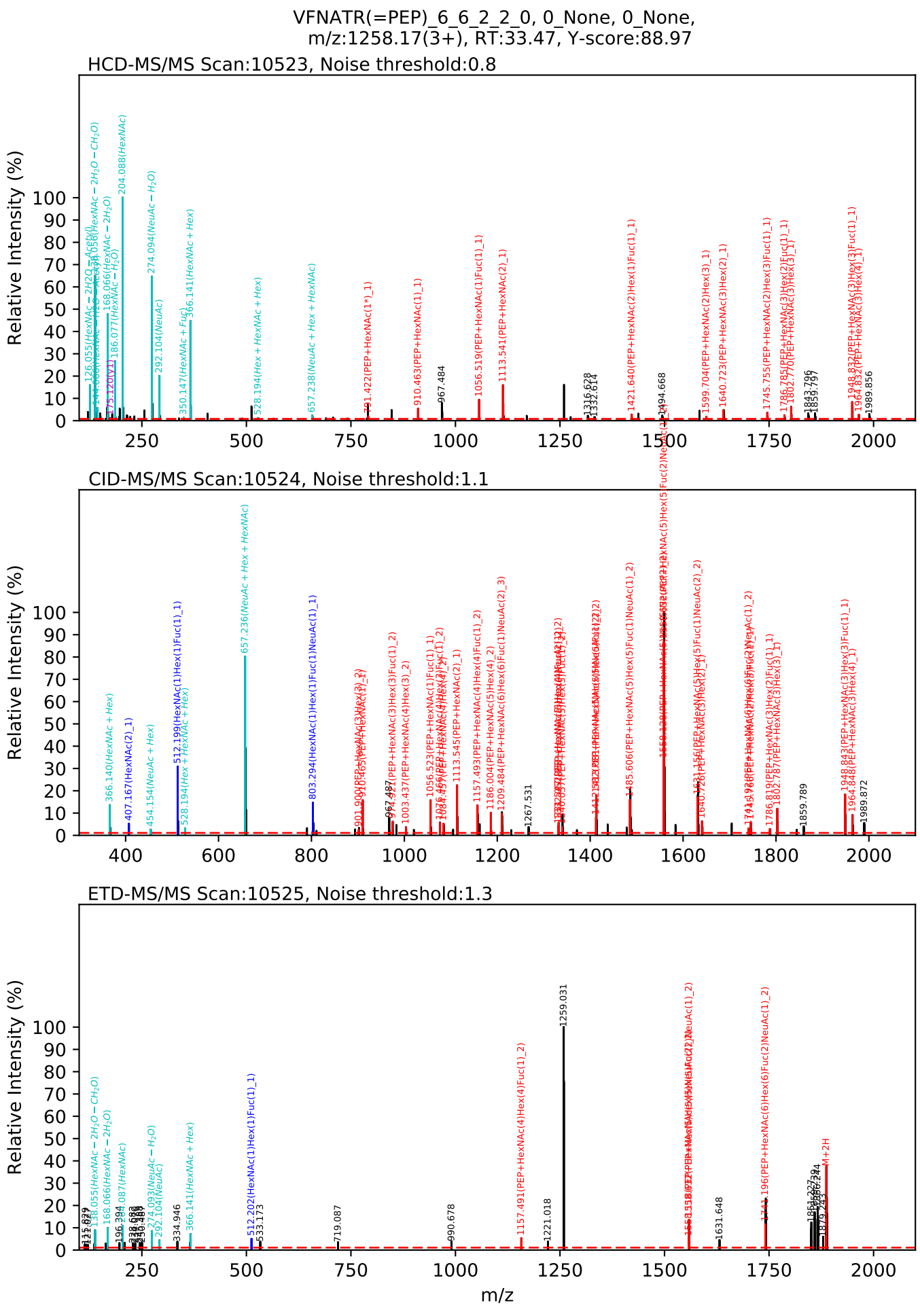
VFNATR(=PEP)_6_6_2_2_0, 0_None, 0_None,
m/z:1258.17(3+), RT:33.47, Y-score:88.97
HCD-MS/MS Scan:10523, Noise threshold:0.8
CID-MS/MS Scan:10524, Noise threshold:1.1
ETD-MS/MS Scan:10525, Noise threshold:1.3
Relative Intensity (%)
m/z

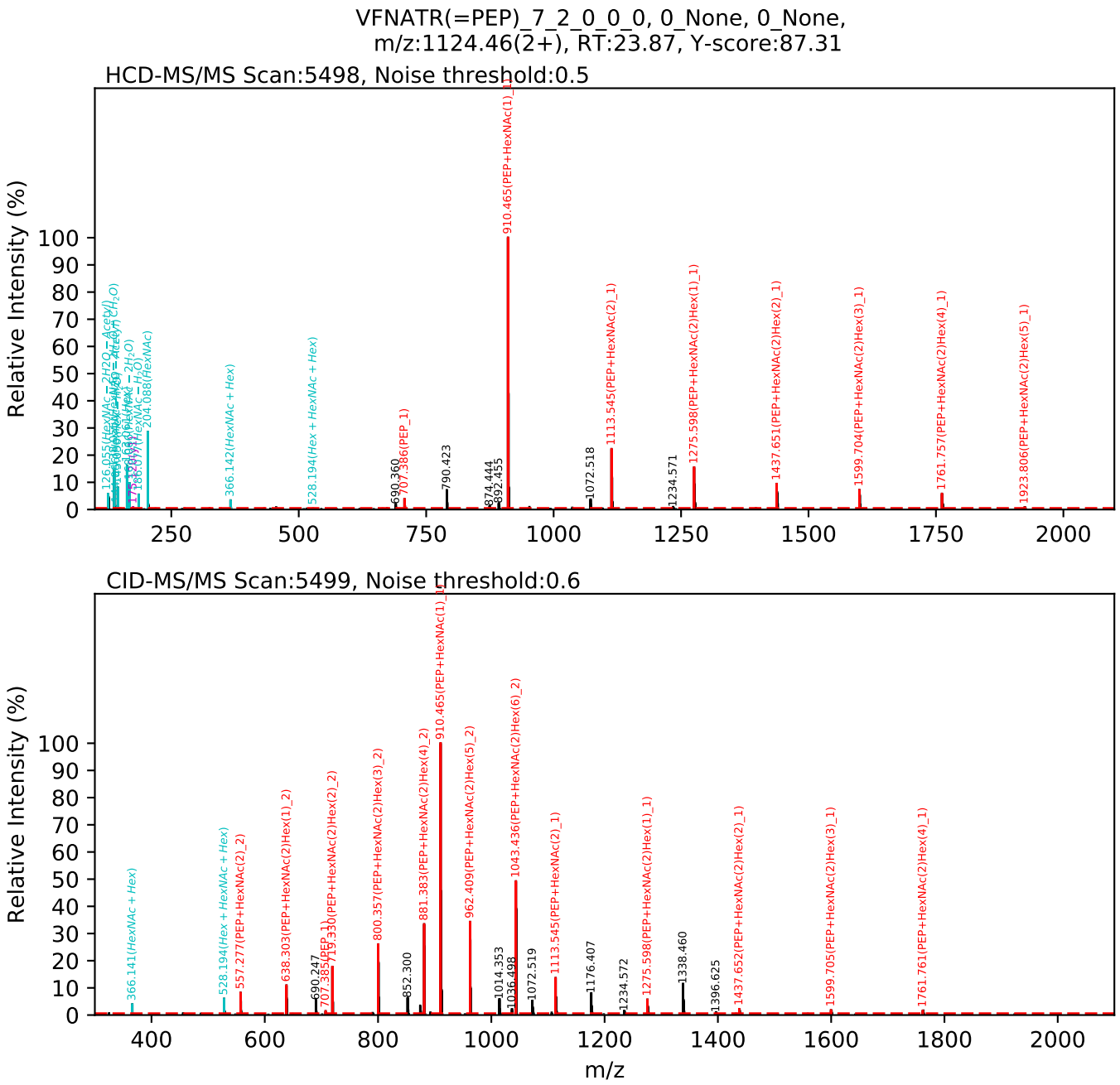
VFNATR(=PEP)_7_2_0_0_0, 0_None, 0_None,
m/z:1124.46(2+), RT:23.87, Y-score:87.31
HCD-MS/MS Scan:5498, Noise threshold:0.5
Relative Intensity (%)
366.142(HexNAc + Hex)
528.194(Hex + HexNAc + Hex)
690.360
707.386(PEP_1)
790.423
874.444
892.455
910.465(PEP+HexNAc(1)_1)
1072.518
1113.545(PEP+HexNAc(2)_1)
1234.571
1275.598(PEP+HexNAc(2)Hex(1)_1)
1437.651(PEP+HexNAc(2)Hex(2)_1)
1599.704(PEP+HexNAc(2)Hex(3)_1)
1761.757(PEP+HexNAc(2)Hex(4)_1)
1923.806(PEP+HexNAc(2)Hex(5)_1)
CID-MS/MS Scan:5499, Noise threshold:0.6
Relative Intensity (%)
366.141(HexNAc + Hex)
528.194(Hex + HexNAc + Hex)
557.277(PEP+HexNAc(2)_2)
638.303(PEP+HexNAc(2)Hex(1)_2)
690.247
707.383(PEP_1)
715.330(PEP+HexNAc(2)Hex(2)_2)
800.357(PEP+HexNAc(2)Hex(3)_2)
852.300
881.383(PEP+HexNAc(2)Hex(4)_2)
910.465(PEP+HexNAc(1)_1)
962.409(PEP+HexNAc(2)Hex(5)_2)
1014.353
1036.498
1043.436(PEP+HexNAc(2)Hex(6)_2)
1072.519
1113.545(PEP+HexNAc(2)_1)
1176.407
1234.572
1275.598(PEP+HexNAc(2)Hex(1)_1)
1338.460
1396.625
1437.652(PEP+HexNAc(2)Hex(2)_1)
1599.705(PEP+HexNAc(2)Hex(3)_1)
1761.761(PEP+HexNAc(2)Hex(4)_1)
m/z

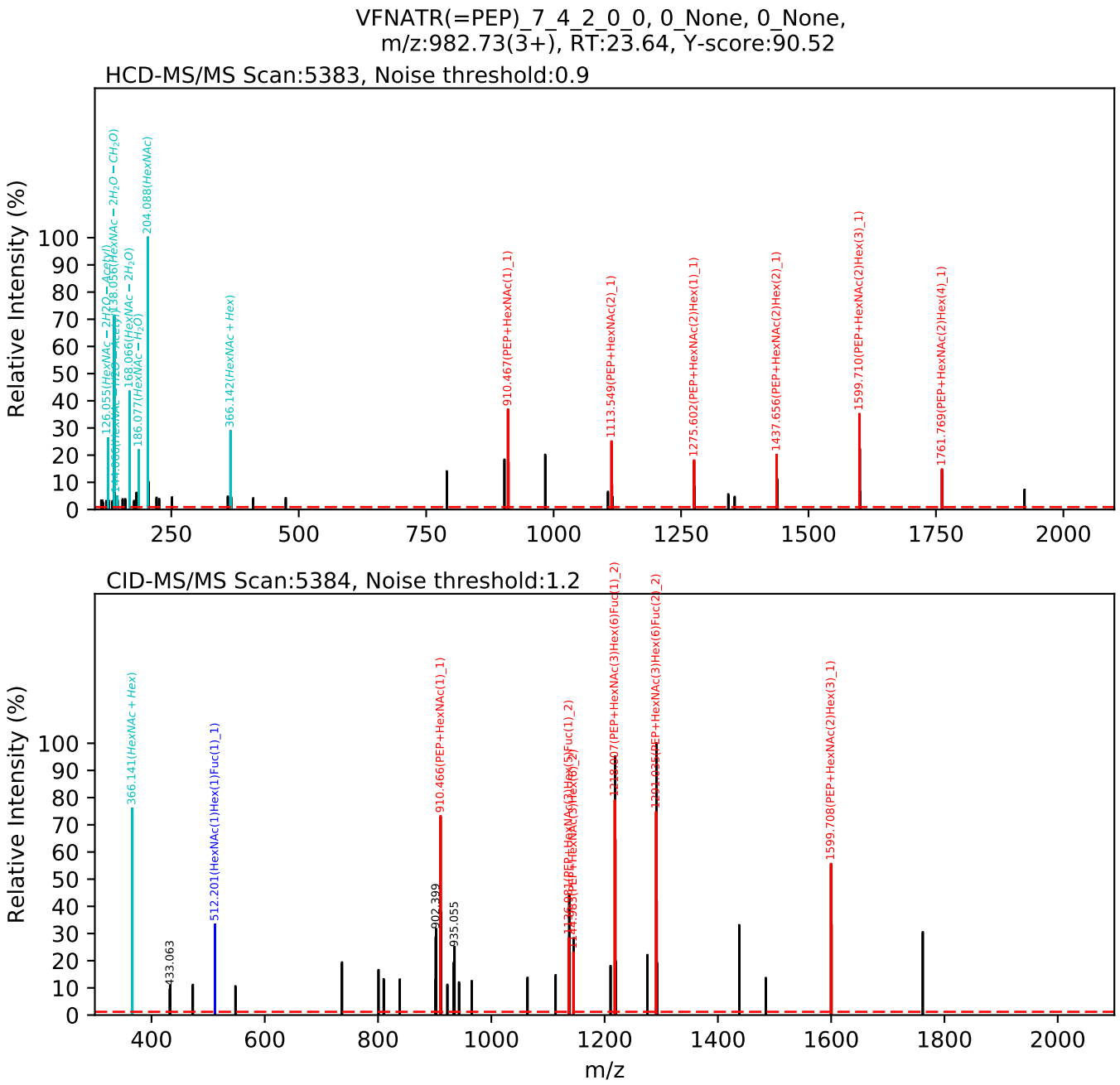
VFNATR(=PEP)_7_4_2_0_0, 0_None, 0_None,
m/z:982.73(3+), RT:23.64, Y-score:90.52
HCD-MS/MS Scan:5383, Noise threshold:0.9
Relative Intensity (%)
126.055(HexNAc − 2H2O)
144.066(HexNAc − H2O)
168.066(HexNAc − 2H2O)
186.077(HexNAc − H2O)
204.088(HexNAc)
366.142(HexNAc + Hex)
910.467(PEP+HexNAc(1)_1)
1113.549(PEP+HexNAc(2)_1)
1275.602(PEP+HexNAc(2)Hex(1)_1)
1437.656(PEP+HexNAc(2)Hex(2)_1)
1599.710(PEP+HexNAc(2)Hex(3)_1)
1761.769(PEP+HexNAc(2)Hex(4)_1)
CID-MS/MS Scan:5384, Noise threshold:1.2
Relative Intensity (%)
366.141(HexNAc + Hex)
512.201(HexNAc(1)Hex(1)Fuc(1)_1)
433.063
902.399
910.466(PEP+HexNAc(1)_1)
935.055
1599.708(PEP+HexNAc(2)Hex(3)_1)
m/z

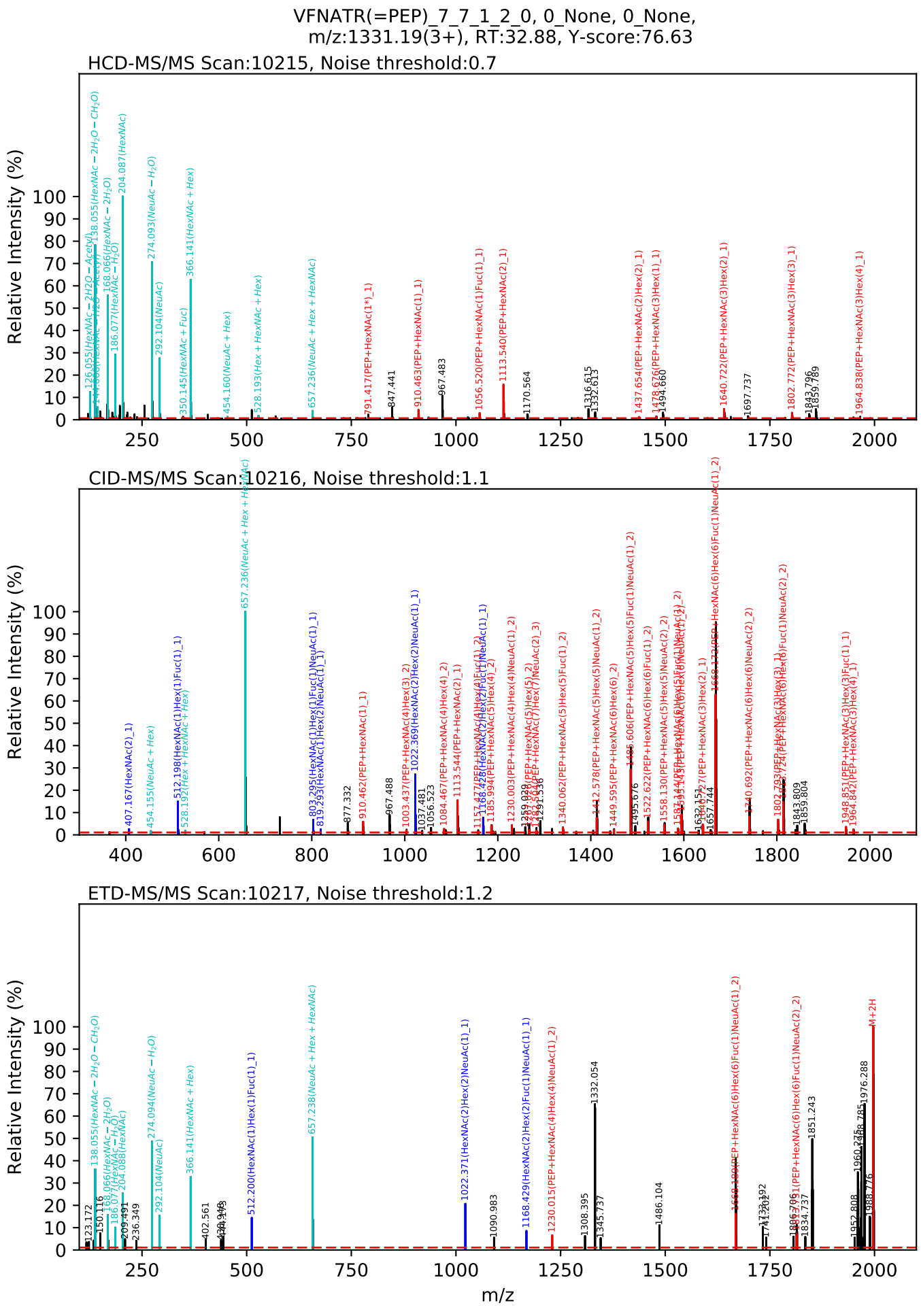
VFNATR(=PEP)_7_7_1_2_0, 0_None, 0_None,
m/z:1331.19(3+), RT:32.88, Y-score:76.63
HCD-MS/MS Scan:10215, Noise threshold:0.7
CID-MS/MS Scan:10216, Noise threshold:1.1
ETD-MS/MS Scan:10217, Noise threshold:1.2
Relative Intensity (%)
m/z

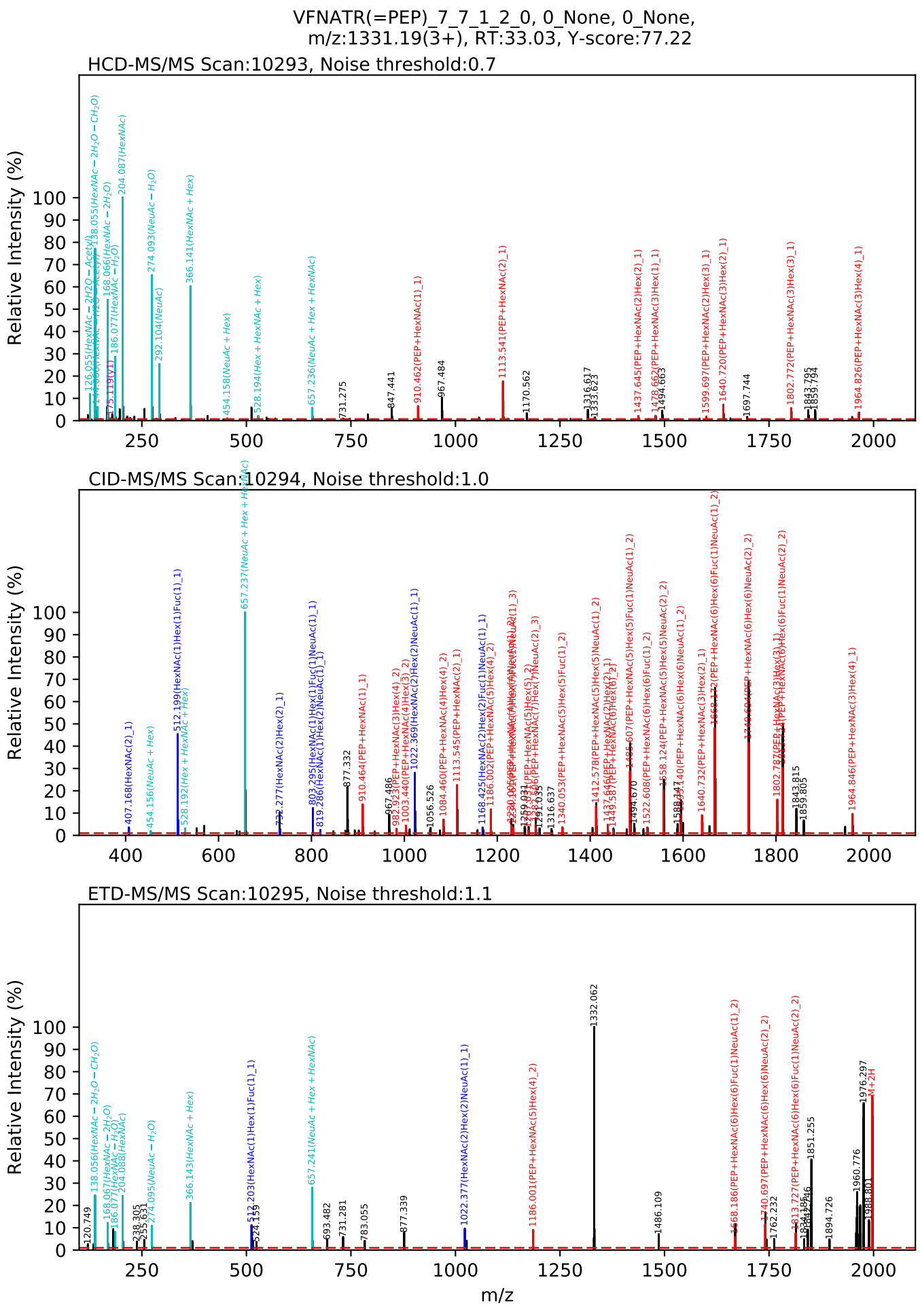
VFNATR(=PEP)_7_7_1_2_0, 0_None, 0_None,
m/z:1331.19(3+), RT:33.03, Y-score:77.22
HCD-MS/MS Scan:10293, Noise threshold:0.7
CID-MS/MS Scan:10294, Noise threshold:1.0
ETD-MS/MS Scan:10295, Noise threshold:1.1
Relative Intensity (%)
m/z